

PDF hosted at the Radboud Repository of the Radboud University Nijmegen

The following full text is a preprint version which may differ from the publisher's version.

For additional information about this publication click this link.

<http://hdl.handle.net/2066/93914>

Please be advised that this information was generated on 2020-09-27 and may be subject to change.

KIC 1718290: A HELIUM-RICH V1093-HER-LIKE PULSATOR ON THE BLUE HORIZONTAL BRANCH

R. H. ØSTENSEN¹, P. DEGROOTE¹, J. H. TELTING², J. VOS¹, C. AERTS^{1,3},
C. S. JEFFERY⁴, E. M. GREEN⁵, M. D. REED⁶, AND U. HEBER⁷

¹ Instituut voor Sterrenkunde, K.U. Leuven, Celestijnenlaan 200D, B-3001 Leuven, Belgium; roy@ster.kuleuven.be

² Nordic Optical Telescope, Apartado 474, 38700 Santa Cruz de La Palma, Spain

³ Department of Astrophysics, IMAPP, Radboud University Nijmegen, 6500 GL Nijmegen, The Netherlands

⁴ Armagh Observatory, College Hill, Armagh BT61 9DG, Northern Ireland

⁵ Steward Observatory, University of Arizona, 933 N. Cherry Ave., Tucson, AZ 85721, USA

⁶ Department of Physics, Astronomy, and Materials Science, Missouri State University, Springfield, MO 65897, USA and

⁷ Dr. Karl Remeis-Observatory & ECAP, Astronomisches Inst., FAU Erlangen-Nuremberg, Sternwartstr. 7, 96049 Bamberg, Germany

Draft of June 5, 2012

ABSTRACT

We introduce the first *g*-mode pulsator found to reside on the classical blue horizontal branch. One year of *Kepler* observations of KIC 1718290 reveals a rich spectrum of low-amplitude modes with periods between one and twelve hours, most of which follow a regular spacing of 276.3 s. This mode structure strongly resembles that of the V1093 Her pulsators, with only a slight shift towards longer periods. Our spectroscopy, however, reveals KIC 1718290 to be quite distinct from the sdB stars that show V1093 Her pulsations, which all have surface gravities higher than $\log g = 5.1$ and helium abundances depleted by at least an order of magnitude relative to the solar composition. We find that KIC 1718290 has $T_{\text{eff}} = 22\,100$ K, $\log g = 4.72$, and a super-solar helium abundance ($\log N_{\text{He}}/N_{\text{H}} = -0.45$). This places it well above the extreme horizontal branch, and rather on the very blue end of the classical horizontal branch, where shell hydrogen burning is present. We conclude that KIC 1718290 must have suffered extreme mass loss during its first giant stage, but not sufficient to reach the extreme horizontal branch.

Key words: subdwarfs — stars: horizontal-branch — stars: oscillations — stars: variables: general — stars: individual (KIC 1718290)

1. INTRODUCTION

The *Kepler* spacecraft is monitoring a 105 deg² field in the Cygnus–Lyrae region, primarily to detect transiting planets (Borucki et al. 2011). As a bycatch, pulsating stars are observed, and these high-quality datasets are a treasure trove for asteroseismology studies (Gilliland et al. 2010). In the first four quarters of the *Kepler Mission* a survey for pulsating stars was made, and a total of 113 compact-pulsator candidates were checked for variability (Østensen et al. 2010c, 2011b). The survey was extremely successful with respect to subdwarf-B (sdB) pulsators, with discoveries including one clear V361 Hya pulsator (Kawaler et al. 2010b), a total of thirteen V1093 Her stars (Reed et al. 2010; Kawaler et al. 2010a; Baran et al. 2011; Østensen et al. 2010a).

Preselection of *Kepler* targets based on their photometric and spectroscopic properties has provided us with the most outstanding photometric lightcurves in the history of astronomy for a host of known pulsator types. In addition, the large archive of *Kepler* data¹, mostly obtained for detecting exoplanets, provides an inexhaustible source of spectacular lightcurves of all kinds of variable stars, and unlimited opportunities for exciting new discoveries. Here we present one such. It was included in the color-selected sample of white-dwarf-pulsator candidates that provided the only V777 Her pulsator in the *Kepler* field (KIC 8626021 Østensen et al. 2011a). However, the spectrum obtained in that survey placed it well outside of the known pulsator ranges, and it was not considered further. By chance, it was observed by *Kepler* as an exoplanet target, permitting serendipity to trump our otherwise pinpoint-precision survey strategy.

Our spectrum shows that KIC 1718290 is technically a hot subdwarf of the sdB type, as it appears as a B-type star with a rather high surface gravity, placing it below the main sequence in the Hertzsprung-Russell diagram. However, its surface gravity is lower and its helium abundance is much higher than the majority of the sdBs, making it quite unusual.

After ascending the red-giant branch (RGB) most stars with main-sequence masses less than $\sim 2M_{\odot}$ will undergo a core-helium flash and end up by the red clump, where they spend ~ 100 Myr burning helium in the core, before ascending the asymptotic-giant branch (AGB). If such stars suffer significant mass loss, then they will appear bluer after helium ignition while still having roughly the same luminosity. This produces the distinctive feature seen in color-magnitude diagrams of globular clusters, known as the horizontal branch (HB). HB stars possess a hydrogen-burning shell, whenever the hydrogen envelope contains $>0.02M_{\odot}$. Stars with thinner envelopes will reside on the extreme horizontal branch (EHB) (Heber 1986). Other HB stars are often designated as either red or blue, with RHB stars encompassing the red clump and the notable class of RR Lyrae pulsators. These are classical radial pulsators excited by the same heat mechanism acting in the partial ionization zone of $\text{He}^+/\text{He}^{2+}$ that also drives pulsations in Cepheids and δ Scuti stars (Christy 1966). The BHB stars include all stars of spectral type A and B up to the start of the EHB at $\log g = 5$. The distribution of stars along the HB is a convoluted function of mass loss on the RGB, overall metallicity, and interactions with a close companion.

The process that produces the EHB stars is thought to include a large contribution from binaries that underwent mass transfer and drastic mass loss in either common-envelope or Roche-lobe-overfilling configurations on the RGB (Han et al.

¹ <http://archive.stsci.edu/kepler/>.

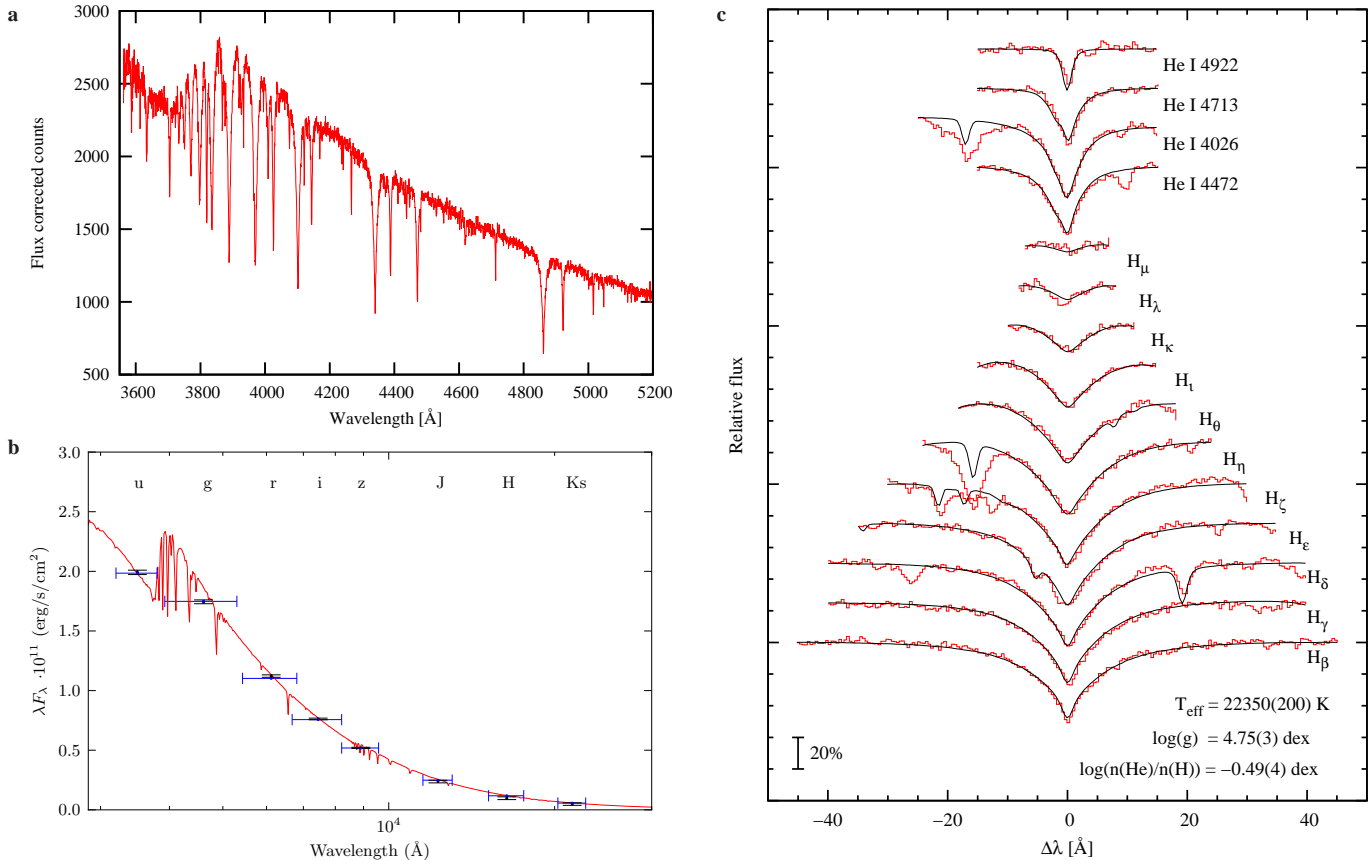


FIG. 1.— a: The discovery spectrum of KIC 1718290. b: SED fit to broad-band photometry. c: Line-profile fit to the WHT spectrum.

2002, 2003). Whereas the majority of the sdB stars on the EHB are members of short-period binaries (Østensen 2009, and references therein), such short-period binaries are hard to find on the classical horizontal branch (Prša et al. 2008).

Since the discovery of short-period pulsations by Kilkenny et al. (1997), the sdB stars have been extensively studied. The p -mode pulsators are known as V361 Hya stars after the prototype, and constitute $\sim 10\%$ of sdBs with temperatures between ~ 28000 K and 36000 K (Østensen et al. 2010b). Green et al. (2003) discovered longer-period pulsations in 75% of stars between ~ 22000 K and 30000 K; the V1093 Her stars. Here we present the first discovery of a star that exhibits long-period pulsations similar to the V1093 Her stars on the EHB, but is located on the BHB instead.

2. TARGET PROPERTIES

KIC 1718290 ($Kp = 15.486$) was first noted to be a UV-excess star from SDSS photometry (Stoughton et al. 2002). It appears as an exceedingly blue object² 45" to the east of BD+36°3529. The SDSS database lists it as SDSS J192300.68+371504.4 with $ugriz = 15.505(4), 15.293(3), 15.481(4), 15.687(4), 15.919(7)$. The $u - g$ color term of +0.21 placed it above the red cutoff of our initial survey, but in the 2010 search we allowed more generous margins to catch possible ZZ-Ceti pulsators and sdBVs reddened by dust, as is the case with KIC 1718290. The target also appears as 2MASS J19230068+3715044 with $JHK_s = 15.50(5),$

15.71(13), 15.69(24).

We used the atmosphere models of Kurucz (1993) to perform a fit to the broadband photometry following the procedure in Degroote et al. (2011). The fit is consistent with a $T_{\text{eff}} = 21000(1000)$ K, and $E(B - V) = 0.192(8)$, but provides no useful constraint on the surface gravity (Fig. 1b). The optimal reddening agrees with Schlegel et al. (1998), and we conclude that the rather red color is caused by dust and not a composite-spectrum object.

We obtained a classification spectrum of KIC 1718290 with the ISIS spectrograph on the 4.2-m William Herschel Telescope (WHT) on 2010 July 3, using the R600B grating ($R = 1.7$ Å FWHM), giving S/N ~ 45 per pixel. Over 28 days in March/April 2012 we obtained a further five S/N ~ 50 spectra with the Nordic Optical Telescope (NOT) using ALFOSC with grism #16 ($R = 2.2$ Å FWHM). The mean radial velocity (RV) is -29.2 km s⁻¹, with a standard deviation of 7.5 km s⁻¹, demonstrating that low amplitude RV variability might be present. The coverage is insufficient to rule out binarity at periods around a month or longer.

Standard spectral extraction and wavelength calibration was done using IRAF. The spectrum shown in Fig. 1a is the WHT observation after adjusting the slope by an instrument response function derived from an observation of Feige 67 obtained on the same night.

A fit to the spectra on an LTE grid suitable for these stars (see Heber et al. 2000 and Ramspeck et al. 2001 for details), yielded an effective temperature of $T_{\text{eff}} = 22350(200)$ K, a surface gravity of $\log g = 4.75(3)$, and a helium abun-

² <http://cas.sdss.org/dr7/en/tools/chart/navi.asp?ra=290.753&dec=37.251>

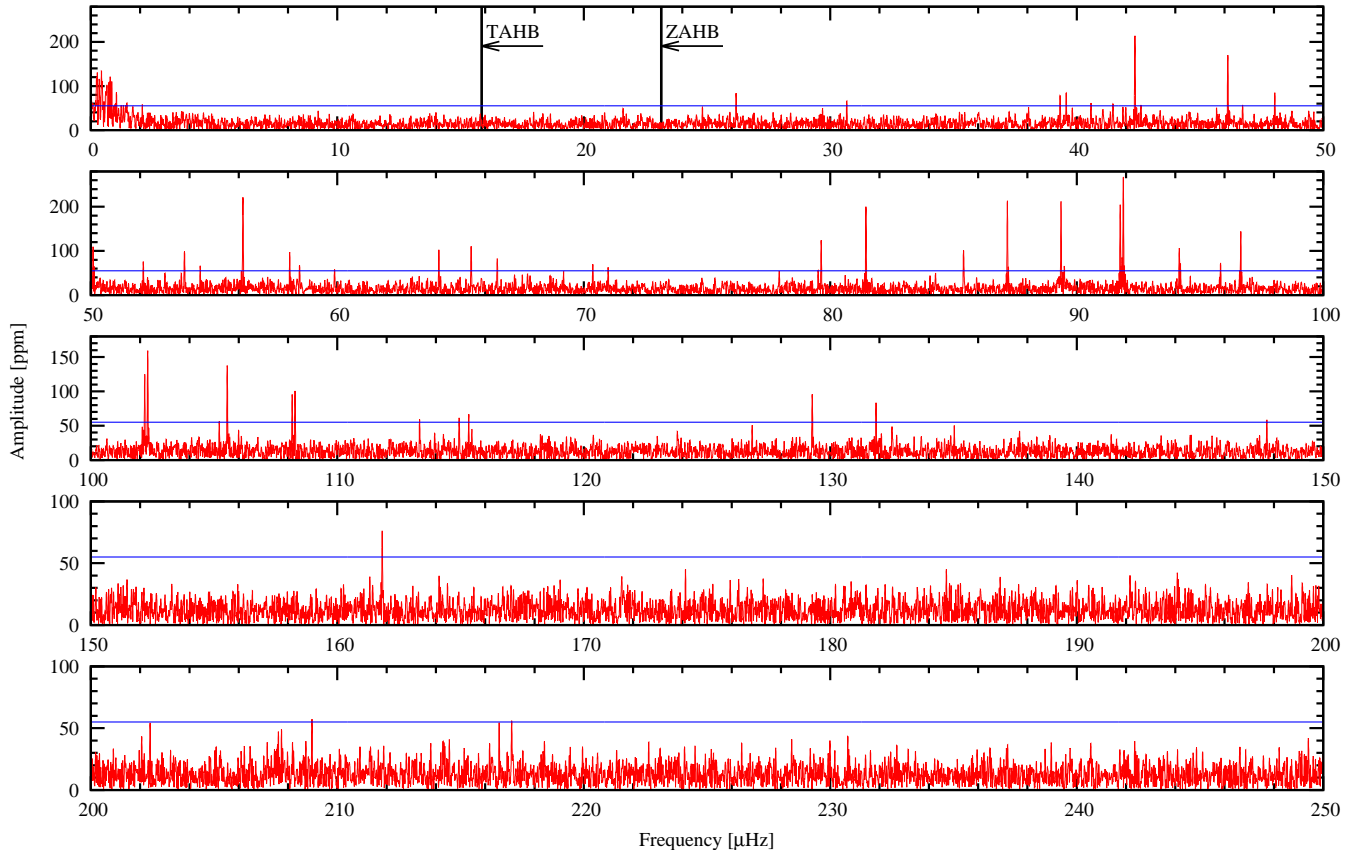


FIG. 2.— The FT of the *Kepler* light curve of KIC 1718290, including data from Q1–Q5. The $4\text{-}\sigma_{\text{FT}}$ level is indicated with a horizontal line. Vertical bars indicate the range for the theoretical lower limit for g -modes on the ZAHB and TAHB, respectively.

dance of $\log N_{\text{He}}/N_{\text{H}} = -0.49(4)$ from the WHT spectrum (Fig. 1c). The mean NOT spectrum yields $T_{\text{eff}} = 21796(144)$ K, $\log g = 4.67(3)$, and $\log N_{\text{He}}/N_{\text{H}} = -0.40(4)$.

These parameters place KIC 1718290 well above the red, low-gravity edge of the EHB in the $T_{\text{eff}}\text{-}\log g$ plane, indicating that it could still have sufficient envelope mass to sustain a weak hydrogen-burning shell.

3. FREQUENCY ANALYSIS

We analysed the *Kepler* photometry both from pipeline-extracted light curves and pixel data. As the star is only ~ 10 pixels away from the much brighter star BD+36°3529, some contamination is present. The *Kepler* target catalog lists it with contamination factors of 8.8, 11.6, 13.6 and 6.6% depending on quarter. We explored the background pixels surrounding the target in the pixel apertures to see if any trace of a pulsation signature could originate from BD+36°3529, but found no significant signal in the frequency range where KIC 1718290 displays its features. After extracting the long-cadence light curves from quarter 1 through 5, we subtracted out the slow trends introduced by the varying contamination from the neighbouring star with low-order polynomials and rapidly-decaying exponentials for the leading slope that often occurs during the first days after the spacecraft has reacquired the field. The light curve commences at BJD 2454964.51194, ends at BJD 2455371.16248, and spans 406.6 d. The monthly gaps are typically about one day, with the largest gap being five days. The Fourier transform (FT) of this lightcurve is

shown in Fig. 2. A rich spectrum of low-amplitude peaks can be easily discerned, starting at $\sim 25 \mu\text{Hz}$ and extending up to $217 \mu\text{Hz}$. The straight lines in Fig. 2 indicate the $4\text{-}\sigma_{\text{FT}}$ level of 54.8 ppm. We consider peaks of less than $4.2\sigma_{\text{FT}}$ or 58 ppm. as tentative indications, as we have seen spurious detections at the $4.1\text{-}\sigma_{\text{FT}}$ level in many other *Kepler* targets (Østensen et al. 2010c).

The longest periods seen in KIC 1718290 are significantly longer than those seen in the stars of Reed et al. (2011). So we computed the cutoff frequency for g -modes according to the prescription of Hansen et al. (1985) and found that the longest period that can be sustained is ~ 0.5 d at the zero-age HB and peaks at ~ 0.73 d close to the terminal-age HB, when using the $0.476 M_{\odot}$ model described in the next section. In Fig. 2 the cutoff-frequency range is marked with vertical bars.

The frequencies and periods of the detected peaks are listed in Table 1, together with their amplitudes and phases relative to the first data point. The resolution of the dataset is $\sim 0.03 \mu\text{Hz}$, and can be taken as the error on the measured frequencies. We detected 54 frequencies, of which eight are close pairs. No triplets or higher-order multiplets are seen. All of the frequencies except nine can be prewhitened out of the light curve, demonstrating that they have stable amplitudes. A few of the peaks may also be combination frequencies.

The most discernible feature of this list is the regular sequence of peaks with an even period spacing of $\Delta\Pi_1 = 276.3$ s. This is slightly longer than the longest spacing detected in the 13 V1093 Her stars observed by *Kepler* and studied by Reed et al. (2011, 2012), of 271.15 s, and associated with $\ell = 1$

TABLE 1
LIST OF FREQUENCIES

ID	Freq. (μHz)	P (d)	A (ppm)	Phase (cyc)	$n_{\ell=1}$	$n_{\ell=2}$	Note
f_1	24.81	0.4665	54	0.290			t
f_2	26.18	0.4421	84	0.030			u
f_3	30.67	0.3774	67	0.503			u
f_4	39.32	0.2943	79	0.812	91†		d
f_5	39.57	0.2925	82	0.864	91		d
f_6	40.58	0.2852	58	0.588	89†		t
f_7	41.47	0.2791	56	0.758	87†	151	t
f_8	41.88	0.2764	57	0.290	86		
f_9	42.36	0.2732	214	0.635	85		
f_{10}	46.13	0.2509	171	0.357	78		
f_{11}	46.73	0.2477	57	0.768	77	134	
f_{12}	48.04	0.2409	88	0.980	75		
f_{13}	50.09	0.2311	111	0.939		125	
f_{14}	52.13	0.2220	74	0.381	69	120	
f_{15}	53.80	0.2151	101	0.539	67†		
f_{16}	54.44	0.2126	70	0.504	66	115	p
f_{17}	56.17	0.2061	222	0.248	64		
f_{18}	58.07	0.1993	96	0.321	62†		
f_{19}	58.47	0.1980	68	0.611		107	
f_{20}	59.89	0.1933	58	0.333	60		t
f_{21}	64.12	0.1805	103	0.099	56		c
f_{22}	65.43	0.1769	111	0.309	55†		
f_{23}	66.49	0.1741	80	0.102	54	94	p
f_{24}	70.36	0.1645	70	0.888	51		
f_{25}	70.99	0.1630	61	0.639		88	
f_{26}	77.93	0.1485	56	0.462	46		t
f_{27}	79.51	0.1456	55	0.159	45		t, d, p
f_{28}	79.63	0.1454	125	0.364	45		d
f_{29}	81.45	0.1421	201	0.026	44		c
f_{30}	85.41	0.1355	100	0.097	42	73	
f_{31}	87.19	0.1328	214	0.879	41†		
f_{32}	89.36	0.1295	213	0.474	40		d
f_{33}	89.49	0.1293	73	0.639	40		c, d
f_{34}	91.77	0.1261	205	0.994	39	68	d
f_{35}	91.89	0.1260	268	0.129	39		d
f_{36}	94.16	0.1229	103	0.805	38		c, d
f_{37}	94.21	0.1229	57	0.955	38		t, d
f_{38}	95.84	0.1208	74	0.613		65	p
f_{39}	96.66	0.1198	144	0.879	37		
f_{40}	102.19	0.1133	125	0.083	35		d
f_{41}	102.31	0.1131	160	0.521	35		c, d
f_{42}	105.53	0.1097	138	0.236	34†	59	
f_{43}	108.17	0.1070	96	0.181	33		c, d
f_{44}	108.28	0.1069	101	0.294	33		c, d
f_{45}	113.34	0.1021	58	0.183		55†	c, t
f_{46}	114.94	0.1007	61	0.919	31	54†	d
f_{47}	115.33	0.1004	68	0.855	31	54	d
f_{48}	129.27	0.0895	96	0.749		48	
f_{49}	131.86	0.0878	83	0.770	27		c, p
f_{50}	147.71	0.0784	58	0.768	24	42	c, p
f_{51}	161.82	0.0715	76	0.954	22		
f_{52}	208.97	0.0554	57	0.323	17†		t, p
f_{53}	216.57	0.0534	54	0.084			c, t, p
f_{54}	217.08	0.0533	55	0.478			t, p

NOTE. — †: Uncertain ID (>10% off sequence),
c: Possible combination frequency,
d: Doublet component,
p: Non-prewhitenable peak,
t: Tentative mode (between 4 and $4.2\sigma_{\text{FT}}$),
u: Unidentifiable peak

modes. For all but two of those stars a second sequence was found to correspond to $\ell = 2$ modes with a spacing $1/\sqrt{3}$ times that of the $\ell = 1$ sequence, exactly as predicted by theory. But whereas the $\ell = 1$ sequence in KIC 1718290 is clearer than in any of these 13 V1093 Her pulsators, the $\ell = 2$ sequence which should be at $\Delta\Pi_2 = 159.5$ is tentative at best. While an unusually large number of modes fall on the 276.3 s sequence within $\pm 1\%$ (14/54), a much larger number of modes fits within a more generous $\pm 10\%$ interval (35/54). Some of the modes

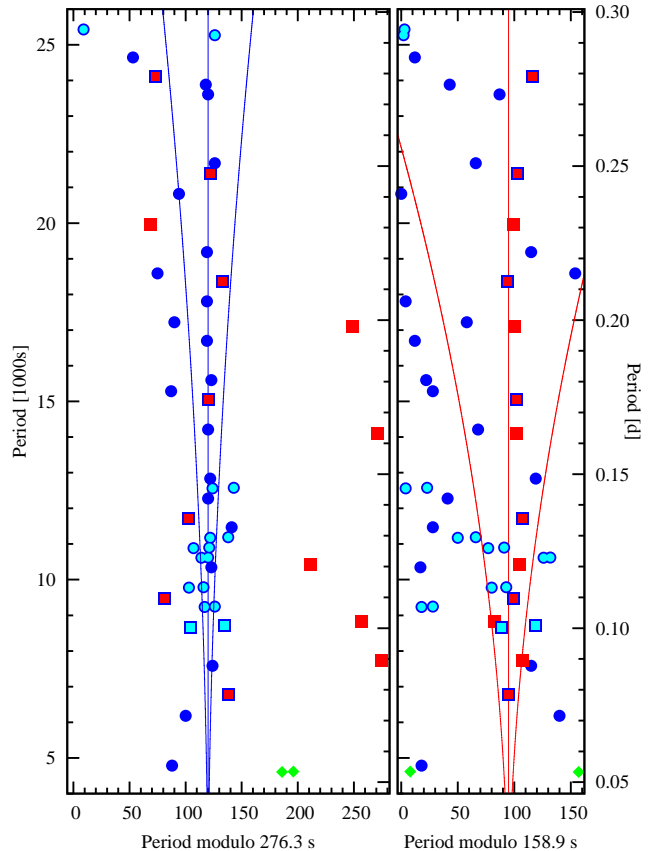


FIG. 3.— Échelle diagram for KIC 1718290. Bullets indicate $\ell = 1$ modes (blue in the on-line version) and boxes $\ell = 2$ modes (red). Periods that may belong to either sequence are marked with outline boxes (red core with blue outline). Periods which are part of doublets are marked with hollow bullets or boxes (blue with cyan cores), for $\ell = 1$ or $\ell = 2$ modes respectively. Two points above 26000 s (not shown) and two points below 5000 s (green diamonds) do not fit either sequence. The curves indicate the width of an $\ell = 1$ triplet (left panel) and of an $\ell = 2$, $m = -2, 0, +2$ triplet (right panel), in the absence of any trapping.

appear to be doublets, including some of the strongest modes such as $f_{34,35}$. The same frequency splitting is seen in the pairs $f_{27,28}$, $f_{32,33}$, $f_{34,35}$, $f_{36,37}$, $f_{40,41}$ and $f_{43,44}$ (splittings between 0.115 and 0.125 μHz). The $f_{4,5}$ doublet has twice that (0.25 μHz) and the $f_{46,47}$ doublet has three times the splitting (0.39 μHz). As the majority of these doublets fit the $\ell = 1$ period spacing sequence, a possible interpretation is that they are the $m = \pm 1$ components of $\ell = 1$ triplets. Unless one can invoke some other mechanism that would systematically suppress either the $\ell = -1$ or the $\ell = +1$ component so that one never sees any triplets, the most plausible explanation is that the viewing angle is aligned with the pulsation equator, where the $m = 0$ components suffer large cancellation. Following this interpretation, the $\ell = 2$ modes which suffer the least geometric cancellation at this inclination are the $m = \pm 2$ components. Using $C_{n1} = 0.5$ and $C_{n2} = 0.16$, as indicated by the asymptotic theory, the $\ell = 2$, $m = \pm 2$ components would be split by $\sim 0.40 \mu\text{Hz}$ which fits the $f_{46,47}$ doublet. If we accept this argument and take 0.12 μHz to be the rotationally induced frequency splitting for an $\ell = 1$, $m = \pm 1$ pair, then the rotation period is ~ 100 d. A similar rotationally induced splitting was found for the sdBV+WD binary KIC 11558725 (0.13 μHz , Telting et al. 2012). Note that the $\ell = 1$, $m = \pm 1$ modes will impose a scatter in the échelle diagram that increases with

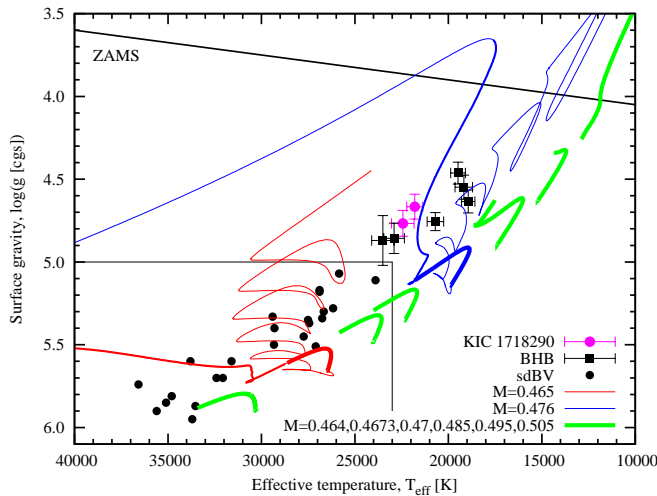


FIG. 4.— The $T_{\text{eff}}\text{-log } g$ plane with evolutionary models and some sample stars. The target and six other intermediate-helium stars are plotted with error-bars indicating three times the formal-fitting errors. The parameters from the WHT and the NOT spectrum are shown as bullets with error bars. The classical EHB region is outlined, and encompasses a number of sdB pulsators that we have fitted on the same model grid as KIC 1718290.

increasing period, as indicated by the curves in Fig. 3. For the $f_{4,5}$ doublet the splitting is ~ 100 s, making secure identification by sequence spacing rather hopeless. As can be seen in the left panel of Fig. 3, only five modes cannot be fitted on a generous $\ell = 1$ sequence, when tentative peaks and the long-period modes $f_{2,3}$ are ignored. If we impose a sequence at $\Delta\Pi_2 = 158.9$ s, the remaining five modes can also be explained, and we see that seven modes fit both sequences. The $\ell = 2$ sequence is far from convincing, but forthcoming *Kepler* data should reduce the noise and may substantiate it. We performed linear-regression fitting to the identified periods and a Kolmogorov-Smirnov (KS) test as in Reed et al. (2011). The fit to the period spacings were 276.3(1) and 158.91(5) seconds with KS significances of 6.2 and 0.98σ for the $\ell = 1$ and $\ell = 2$ sequences, respectively.

4. DISCUSSION

The pulsation spectrum of KIC 1718290 shows the same richness and characteristic period spacings as that of the thirteen V1093 Her pulsators monitored by *Kepler*, with the exception that the pulsations have longer periods (by about a factor of two).

We constructed a MESA model for the Sun (Paxton et al. 2011) and evolved it from the pre-main-sequence phase up to the point of core-helium ignition, assuming standard Reimers mass loss (Reimers 1975, with $\eta = 0.5$). Just before helium ignition we stripped the stellar model of most of its envelope, leaving only a residual hydrogen envelope on top of the He-core. The model was then relaxed to a new equilibrium state. Different models with a varying thickness of the H-layer were then evolved through the He-flashes, the He-core-burning and He-shell-burning stage. Note that these models were computed with default MESA parameters, and do not reproduce the position of the observed EHB very well. A number of model parameters can be tweaked to change the position of the EHB. For instance, it is very sensitive to the exact mass where the helium flash occurs. As shown by Dorman et al. (1993), increasing the helium abundance and/or reducing the metallicity would shift it in the right direction, but since we have no reason to assume unconventional initial abundances

that apply to all progenitors of BHB/EHB stars, we decided to leave the offset as it is for now.

In Fig. 4 we show two extended tracks from this set, and six tracks truncated to show just the core-burning stage where the stars spend most of their time. The short-lived stages prior to stable core-helium burning and after the end of shell-helium burning are shown with thin lines. The ~ 80 Myr core-helium burning stages are plotted with thick lines, and the ~ 62 Myr shell-helium burning stages are plotted with intermediately-thick lines. The high-gravity evolutionary sequence ($M = 0.465 M_{\odot}$) is typical for an EHB star, while the lower-gravity sequence ($M = 0.476 M_{\odot}$) is more representative of the observed position of KIC 1718290. EHB stars evolve directly to the white-dwarf cooling curve after ending their helium burning, while normal HB stars ascend the AGB. The $M = 0.476 M_{\odot}$ model displays an intermediate behaviour, where its radius expands substantially and the temperature drops slightly, but still never getting close to the AGB; just barely reaching the $T_{\text{eff}}/\log g$ -level of the main sequence before faltering and starting the contraction that will eventually take it to the white-dwarf cooling curve.

In Fig. 4 the location of target and six other intermediate-helium stars, PG 0229+064, PG 0848+186, PG 1400+389, PG 2356+167, Balloon 82000001 and CPD-20° 1123 are shown. CPD-20° 1123 was recently shown to be a binary with an orbital period of 2.3 d (Naslim et al. 2012). For the other stars, no information about binarity has been published. All these stars have $\log N_{\text{He}}/N_{\text{H}}$ between -1.0 and -0.5 , i.e. they all have somewhat super-solar helium abundances. Most stars classified as He-sdB and He-sdO are extremely helium rich; their photospheres have more helium than hydrogen by number, sometimes by a factor 10^3 , and may be associated with double-helium-white-dwarf mergers (Zhang & Jeffery 2012). The intermediate-helium sdB stars appear confined to a more narrow region of the $T_{\text{eff}}/\log g$ plane than the extreme-helium sdBs are, implying a more narrow core-mass range.

At higher gravities in Fig. 4, the pulsating stars from the *Kepler* sample are plotted with their physical parameters from Østensen et al. (2010c, 2011b), and further down the EHB we include some V361 Hya pulsators from Østensen et al. (2010b) that were fitted on the same LTE grid as the other stars. Note that the number of stars marked in Fig. 4 is in no way representative of the population densities of these stars. The EHB stars in the figure are just 24 out of more than 2000 known sdBs (Østensen 2006), while the BHB stars indicated include the majority of stars similar to KIC 1718290 described in the literature. Thus, as pointed out by Saffer et al. (1994, 1997), what is known as the second Newell gap from studies of globular clusters (Newell & Graham 1976) is neither a forbidden region on the BHB nor due to selection effects, but rather a very underpopulated region that coincides with the position where the envelope has the critical mass required for hydrogen-shell burning. Explaining the exact process that produces the gap remains a challenge. As one proceeds from this gap towards the redder part of the HB it becomes exceedingly hard to distinguish between field-horizontal-branch-B stars and main-sequence-B stars, but high-resolution spectroscopy can distinguish their peculiar chemical composition and low rotation rates (Hambly et al. 1997).

5. CONCLUSIONS

We have shown that KIC 1718290 is spectroscopically an intermediate-helium-sdB star, most likely associated with the

BHB. Photometric data of extremely high precision and coverage obtained with *Kepler* have revealed a pulsation spectrum with a clear period spacing of 276.3 s, indicative of a core-helium burning star similar to the V1093 Her pulsators. There is no reason to believe that the driving mechanism responsible for exciting the pulsations in KIC 1718290 is any other than the same κ -mechanism that drives the pulsations in the V1093 Her and V361 Hya stars (Fontaine et al. 2003). The red edge of the V1093 Her instability strip has never been firmly established, due to the sharp drop in the number of observed EHB stars at around 24 000 K. V1093 Her pulsations in stars at the blue tip of the BHB should not really come as a big surprise, as early models for these stars predicted pulsations at the cool end of the EHB and beyond (Jeffery & Saio 2006a).

KIC 1718290 must have suffered extreme mass loss during its evolution in order to reach its present configuration. While our SED fit displays no sign of any main-sequence companion, a white-dwarf companion is not excluded. The *Kepler* photometry rules out any close object, since a period of 10 d or less would be readily detected from Doppler beaming in the light curve, unless the orbit is seen face on (Telting et al. 2012). White-dwarf companions with orbits ~ 30 d are harder to detect with *Kepler* due to the monthly data-download cycle, and the reacquisition of the field after each such manoeuvre introduces trends in the data that must be filtered out. Spectroscopic follow-up observations are being undertaken, but have not yet provided any stronger limits than can be determined

from photometry.

We conclude that we have observed g -mode pulsations in a star at the blue end of the classical horizontal branch that are driven by the same κ -mechanism as in the V1093 Her pulsators and slowly-pulsating main-sequence-B stars. The pulsations are of longer period and lower maximum amplitude than has been observed in any of the *Kepler* V1093 Her targets, making this type of pulsator practically undetectable with ground-based observations. In analogy with the naming sdBV for the group consisting of V361 Hya and V1093 Her pulsators, we propose to call KIC 1718290 and similar BHB variables for BHBV stars. The rarity of BHB stars at similar temperatures will make it hard to find other examples of such pulsators in the limited field-of-view of *Kepler*. However, the question of how far towards the red along the BHB g -mode pulsations may extend remains a question to be explored.

The authors gratefully acknowledge the *Kepler* team and everybody who has contributed to making this mission possible. Funding for the *Kepler Mission* is provided by NASA's Science Mission Directorate. Spectroscopic observations were made with the William Herschel Telescope located at the Observatorio del Roque de los Muchachos (ORM), the Nordic Optical Telescope also at the ORM, and the Steward Observatory 2.3-m Bok telescope. This research has received funding from the European Research Council under the European Community's Seventh Framework Programme (FP7/2007–2013)/ERC grant N^o 227224 (PROSPERITY), as well as from the Research Council of KU Leuven grant GOA/2008/04.

REFERENCES

- Baran, A. S., Kawaler, S. D., Reed, M. D., et al. 2011, MNRAS, 414, 2871 (arXiv:1103.1666)
- Borucki, W. J., Koch, D. G., Basri, G., et al. 2011, ApJ, 736, 19 (arXiv:1102.0541)
- Christy, R. F. 1966, ApJ, 144, 108
- Degroote, P., Acke, B., Samadi, R., et al. 2011, A&A, 536, A82 (arXiv:1110.5601)
- Dorman, B., Rood, R. T., & O'Connell, R. W. 1993, ApJ, 419, 596
- Fontaine, G., Brassard, P., Charpinet, S., et al. 2003, ApJ, 597, 518
- Gilliland, R. L., Brown, T. M., Christensen-Dalsgaard, J., et al. 2010, PASP, 122, 131 (arXiv:1001.0139)
- Green, E. M., Fontaine, G., Reed, M. D., et al. 2003, ApJ, 583, L31
- Hambly, N. C., Rolleston, W. R. J., Keenan, F. P., Dufton, P. L., & Saffer, R. A. 1997, ApJS, 111, 419
- Han, Z., Podsiadlowski, P., Maxted, P. F. L., & Marsh, T. R. 2003, MNRAS, 341, 669
- Han, Z., Podsiadlowski, P., Maxted, P. F. L., Marsh, T. R., & Ivanova, N. 2002, MNRAS, 336, 449
- Hansen, C. J., Winget, D. E., & Kawaler, S. D. 1985, ApJ, 297, 544
- Heber, U. 1986, A&A, 155, 33
- Heber, U., Reid, I. N., & Werner, K. 2000, A&A, 363, 198
- Jeffery, C. S. & Saio, H. 2006a, MNRAS, 371, 659
- Kawaler, S. D., Reed, M. D., Østensen, R. H., et al. 2010a, MNRAS, 409, 1509 (arXiv:1008.0553)
- Kawaler, S. D., Reed, M. D., Quint, A. C., et al. 2010b, MNRAS, 409, 1487 (arXiv:1008.2356)
- Kilkenny, D., Koen, C., O'Donoghue, D., & Stobie, R. S. 1997, MNRAS, 285, 640
- Kurucz, R. L. 1993, VizieR Online Data Catalog, 6039, 0
- N., Naslim, Geier, S., Jeffery, C. S., et al. 2012, MNRAS, in press (arXiv:1204.4387)
- Newell, B. & Graham, J. A. 1976, ApJ, 204, 804
- Østensen, R. H. 2006, Baltic Astronomy, 15, 85
- Østensen, R. H. 2009, Communications in Asteroseismology, 159, 75 (arXiv:0901.1618)
- Østensen, R. H., Green, E. M., Bloemen, S., et al. 2010a, MNRAS, 408, L51 (arXiv:1006.4267)
- Østensen, R. H., Oreiro, R., Solheim, J., et al. 2010b, A&A, 513, A6 (arXiv:1001.3657)
- Østensen, R. H., Silvotti, R., Charpinet, S., et al. 2010c, MNRAS, 409, 1470 (arXiv:1007.3170)
- Østensen, R. H., Bloemen, S., Vučković, M., et al. 2011a, ApJ, 736, L39
- Østensen, R. H., Silvotti, R., Charpinet, S., et al. 2011b, MNRAS, 414, 2860 (arXiv:1101.4150)
- Paxton, B., Bildsten, L., Dotter, A., et al. 2011, ApJS, 192, 3 (arXiv:1009.1622)
- Prša, A., Guinan, E. F., Devinney, E. J., & Engle, S. G. 2008, A&A, 489, 1209 (arXiv:0808.3560)
- Ramspeck, M., Heber, U., & Edelmann, H. 2001, A&A, 379, 235
- Reed, M., Kawaler, S. D., Østensen, R. H., et al. 2010, MNRAS, 409, 1496 (arXiv:1008.0582)
- Reed, M. D., Baran, A., Quint, A. C., et al. 2011, MNRAS, 414, 2885 (arXiv:1102.4286)
- Reed, M. D., Baran, A. S., Quint, A. C., et al. 2012, in ASP Conf. Ser., Vol. 452, The Fifth Meeting on Hot Subdwarf Stars and Related Objects, ed. D. Kilkenny, S. Jeffery, & C. Koen, 185
- Reimers, D. 1975, Memoires of the Societe Royale des Sciences de Liege, 8, 369
- Saffer, R. A., Bergeron, P., Koester, D., & Liebert, J. 1994, ApJ, 432, 351
- Saffer, R. A., Keenan, F. P., Hambly, N. C., Dufton, P. L., & Liebert, J. 1997, ApJ, 491, 172
- Schlegel, D. J., Finkbeiner, D. P., & Davis, M. 1998, ApJ, 500, 525
- Stoughton, C., Lupton, R. H., Bernardi, M., et al. 2002, AJ, 123, 485
- Telting, J. H., Østensen, R. H., & Baran, A. S., et al. 2012, A&A, submitted
- Zhang, X. & Jeffery, C. S. 2012, MNRAS, 419, 452