

PDF hosted at the Radboud Repository of the Radboud University Nijmegen

The following full text is a publisher's version.

For additional information about this publication click this link.

<http://hdl.handle.net/2066/92456>

Please be advised that this information was generated on 2021-09-20 and may be subject to change.

The efficacy of mindfulness-based cognitive therapy in recurrent depressed patients with and without a current depressive episode: a randomized controlled trial

J. R. van Aalderen*, A. R. T. Donders, F. Giommi, P. Spinhoven, H. P. Barendregt and A. E. M. Speckens

Department of Psychiatry, Radboud University Nijmegen Medical Centre, Nijmegen, The Netherlands

Background. The aim of this study is to examine the efficacy of mindfulness-based cognitive therapy (MBCT) in addition to treatment as usual (TAU) for recurrent depressive patients with and without a current depressive episode.

Method. A randomized, controlled trial comparing MBCT+TAU ($n=102$) with TAU alone ($n=103$). The study population consisted of patients with three or more previous depressive episodes. Primary outcome measure was post-treatment depressive symptoms according to the Hamilton Rating Scale for Depression. Secondary outcome measures included the Beck Depression Inventory, rumination, worry and mindfulness skills. Group comparisons were carried out with linear mixed modelling, controlling for intra-group correlations. Additional mediation analyses were performed. Comparisons were made between patients with and without a current depressive episode.

Results. Patients in the MBCT+TAU group reported less depressive symptoms, worry and rumination and increased levels of mindfulness skills compared with patients receiving TAU alone. MBCT resulted in a comparable reduction of depressive symptoms for patients with and without a current depressive episode. Additional analyses suggest that the reduction of depressive symptoms was mediated by decreased levels of rumination and worry.

Conclusions. The study findings suggest that MBCT is as effective for patients with recurrent depression who are currently depressed as for patients who are in remission. Directions towards a better understanding of the mechanisms of action of MBCT are given, although future research is needed to support these hypotheses.

Received 27 December 2010; Revised 29 July 2011; Accepted 6 September 2011; First published online 3 October 2011

Key words: Depression, MBCT, mindfulness, recurrence.

Introduction

Major depression is a serious health problem. Its lifetime prevalence is 16.2% and the 12-month prevalence is 6.6% (Kessler *et al.* 2003). The probability of relapse increases with every depressive episode (Eaton *et al.* 2008). Consequently, the development of effective strategies to prevent relapse is very important. The usual treatment offered is antidepressant medication, which often yields unwanted side effects, compromising patient compliance (Hollon *et al.* 2002, 2005).

Mindfulness-based cognitive therapy (MBCT) is an alternative, psychological intervention designed

for prevention of relapse in recurrent depression. It is a group-based, 8-week training (Segal *et al.* 2002), consisting of meditation exercises combined with cognitive behavioural techniques. Mindfulness-based approaches have been successfully applied to a broad range of health and stress-related problems (Kabat-Zinn *et al.* 1992; Hofmann *et al.* 2010). In patients with three or more previous depressive episodes, Teasdale *et al.* (2000) showed that MBCT resulted in a 40% relapse rate in the year following the intervention compared with 66% in the treatment as usual (TAU) condition (intention to treat analysis). These results were replicated in a second study (Ma & Teasdale, 2004). In contrast with the above-mentioned studies, Bondolfi *et al.* (2010) did not show MBCT to be superior to TAU alone for patients with recurrent depression. Explanations offered for this discrepancy are the possible differences in the standard of TAU or the

* Address for correspondence: J. R. van Aalderen, Department of Psychiatry, Radboud University Nijmegen Medical Centre, Reinier Postlaan 10, 6500 HB Nijmegen, The Netherlands.
(Email: J.vanaalderen@psy.umcn.nl)

level of experience of the MBCT trainers. Kuyken *et al.* (2008) showed that MBCT was as effective as maintenance antidepressant medication (m-ADM) in preventing relapse in patients with three or more previous depressive episodes (Kuyken *et al.* 2008). Patients receiving MBCT reported less depressive symptoms and higher quality of life. This finding of MBCT being equally effective as m-ADM was recently confirmed by Segal *et al.* (2010) in a trial showing equal reduction in relapse risk for m-ADM and MBCT; however, only in unstable remitters.

In addition to preventing relapse of depression, several preliminary, mostly uncontrolled studies have shown MBCT to be efficacious in reducing depressive symptoms *per se* (Finucane & Mercer, 2006; Kenny & Williams, 2007; Kingston *et al.* 2007; Eisendrath *et al.* 2008; Barnhofer *et al.* 2009). This research extends the founding inception of MBCT, namely, that the programme was developed with the purpose of preventing remission of depression and considered unsuitable for acute depression. Symptoms such as difficulty with concentration and intensity of negative thinking were hypothesized to preclude the acquisition of attention control skills central to the training (Segal *et al.* 2002). For this reason, patients with recurrent depression not in remission were indeed excluded from previous studies (Teasdale *et al.* 2000; Ma & Teasdale, 2004).

The aim of this study was to examine the efficacy of MBCT in a more representative sample of patients with recurrent depression, including those using antidepressant medication or with previous cognitive behavioural therapy or meditation experience. We also wanted to examine whether MBCT was effective for patients with or without a current depressive episode. Finally, we wanted to investigate rumination, worry and mindfulness skills as possible mediators for the reduction of depressive symptoms in the MBCT condition. We expected increased mindfulness skills, such as 'act with awareness', would increase insight into the patients' own maladaptive cognitive, affective and behavioural processes, reducing the likelihood of repeated depressive episodes (Teasdale *et al.* 1995).

Method

Design

A randomized, controlled design was used comparing MBCT plus TAU with TAU alone. Patients in the TAU condition participated in the MBCT training after a 3-month waiting list period. In order to investigate the stability of the effects of MBCT, patients in both conditions were followed for 1 year after completing MBCT. The results at 1-year follow-up will be presented separately.

As the studies of Teasdale *et al.* (2000) and Ma & Teasdale (2004) only included patients with a Hamilton Rating Scale for Depression (HAMD; Hamilton, 1960) score of <10, randomization of the current trial was stratified according to a HAMD score <10 or \geq 10. Block-randomization was used, with block size of 12 for HAMD <10 and block size of four for HAMD \geq 10. A list of random numbers was generated for both groups. Assignment to groups was conducted by an independent researcher.

Participants

The study population consisted of patients with three or more previous depressive episodes according to DSM-IV criteria. Patients using antidepressant medication were required to be on a stable dose for at least 6 weeks and were asked to maintain this dosage for the study period. Exclusion criteria for the study were: (1) one or more previous (hypo)manic episodes according to DSM-IV criteria; (2) current alcohol and/or drug abuse; (3) urgent need for psychiatric treatment, for example, suicidality or psychotic symptoms; (4) problems impeding participating in a group, such as severe borderline personality disorder; (5) problems impeding completing the questionnaires, such as cognitive dysfunctions.

Procedure

Patients were referred by their general practitioners or psychiatrists and psychologists in and around the city of Nijmegen. Alternatively, they were self-referred, informed by local and national advertisements. Patients were then screened by telephone and, if applicable, invited for a research interview including the Mini-International Neuropsychiatric Interview (MINI) (Sheehan *et al.* 1998; van Vliet *et al.* 2000), including the section on recurrent depression according to the Structural Clinical Interview for DSM-IV Axis I Disorders (First *et al.* 1995; Groenestijn *et al.* 1999). The interviews were used to confirm inclusion and exclusion criteria and were conducted by a psychologist or psychiatrist in training, supervised by an experienced psychiatrist.

For the MBCT condition, questionnaires were administered at the time of the research interview and after the last MBCT session. For the TAU condition, questionnaires were administered at the time of the research interview and before their first MBCT session. After completing MBCT, all patients were reassessed at 3, 6, 9 and 12 months follow-up.

The study was approved by the Medical Ethical Committee of local hospitals in Nijmegen, the Netherlands. After complete description of the study

to the subjects, written informed consent was obtained.

Mindfulness-based cognitive therapy

MBCT was delivered according to the guidelines of Segal *et al.* (2002). Training consisted of eight weekly sessions of 2.5 h and a silent day of 6 h meditation. In addition to the group sessions, participants were instructed to practise 6 days per week for approximately 45 min per day. Compliance was assessed by attendance and weekly homework diaries. To support home practice, patients received CDs with guided meditations and exercises. Group size varied between eight and 14 participants. After completing MBCT, participants were invited to attend monthly 1-h booster sessions and silent days of consecutive MBCT groups.

Three different MBCT instructors participated in the study: (1) a psychiatrist and cognitive behavioural therapist; (2) a clinical psychologist; (3) an occupational therapist. All had received at least 1.5 years of training in MBCT and were experienced in working with patients with a wide range of psychiatric problems and groups. Trainers were also experienced meditators, with meditation practice ranging between 2 and 20+ years.

Measures

As a primary outcome measure, HAMD was used. The HAMD is a standardized 17-item interview to measure number and severity of depressive symptoms on a 0–52 score range (Hamilton, 1960; Bech *et al.* 1989). The HAMD has good psychometric properties (Morriss *et al.* 2008).

In addition, the following questionnaires were administered:

1. Beck Depression Inventory (BDI), a 21-item self-report questionnaire to measure depressive symptoms, score range 0–63 (Beck *et al.* 1961; Bouman *et al.* 1985). The BDI has shown good psychometric properties (Beck *et al.* 1988).
2. Rumination on Sadness Scale (Dutch translation), a 13-item, 5-point scale, self-report questionnaire designed to measure ruminative thought, (imagining) when one feels 'sad, down or depressed' (Raes *et al.* 2003).
3. Penn State Worry Questionnaire, a 16-item, 5-point scale, self-report questionnaire, designed to measure the concept of worry (Meyer *et al.* 1990; van Rijsoort *et al.* 1999).
4. Kentucky Inventory of Mindfulness (KIMS) is a 39-item, 5-point scale self-report questionnaire, developed to measure the level of proficiency in different mindfulness skills (Baer *et al.* 2004, 2006).

It covers four domains: observe; describe; act with awareness; accept without judgement. Recently, it has been shown that the KIMS has good psychometric properties for clinical samples (Baum *et al.* 2010).

5. The World Health Organization Quality of Life, self-report questionnaire, constructed to measure subjective experienced quality of life (de Vries & van Heck, 1996). This version is a 26-item, 5-point scale covering four domains: physical; psychological; social; environment. Only the first three domains are presented.

Statistical analysis

All analyses were carried out using the intention to treat sample. As <3% of the data was missing, reported results are based on complete data. Sensitivity analysis based on worse case imputation revealed no difference in direction nor significance for all outcomes.

Post-measurement scores were compared between the two groups, controlling for baseline depression levels. Additional analyses were performed within subgroups with and without a current depressive episode. To account for possible differences between therapy groups, we added a random group effect. All analyses were performed using linear mixed models including an exploratory moderation analyses. A Cohen's *d* effect size was calculated based on the complete group ($n=205$) baseline standard deviation to avoid a contamination of standard deviation due to therapy effects.

Additional information about reliable change for the HAMD scores is provided, calculated and visually presented based on the work of Jacobson & Truax, (1991), using test-retest reliability to correct for measurement errors of the HAMD, again using the complete group baseline standard deviation.

For the mediation analysis, we followed the recommendations of Preachers and Hayes for multiple mediation models (Preacher & Hayes, 2008). In all mediation analyses, HAMD post-measurement scores were controlled for baseline depression by using pre-measurement HAMD scores as a covariate. Residual change scores for all potential mediators were calculated (MacKinnon, 2008). To explore whether the mediators (partly) effected the relation of condition on post-treatment depression levels, the model including the potential mediators was compared with the model without mediators for both univariate and multivariate models. An advantage of a multivariate model over several univariate models is the possibility of determining the relative contribution of each indirect

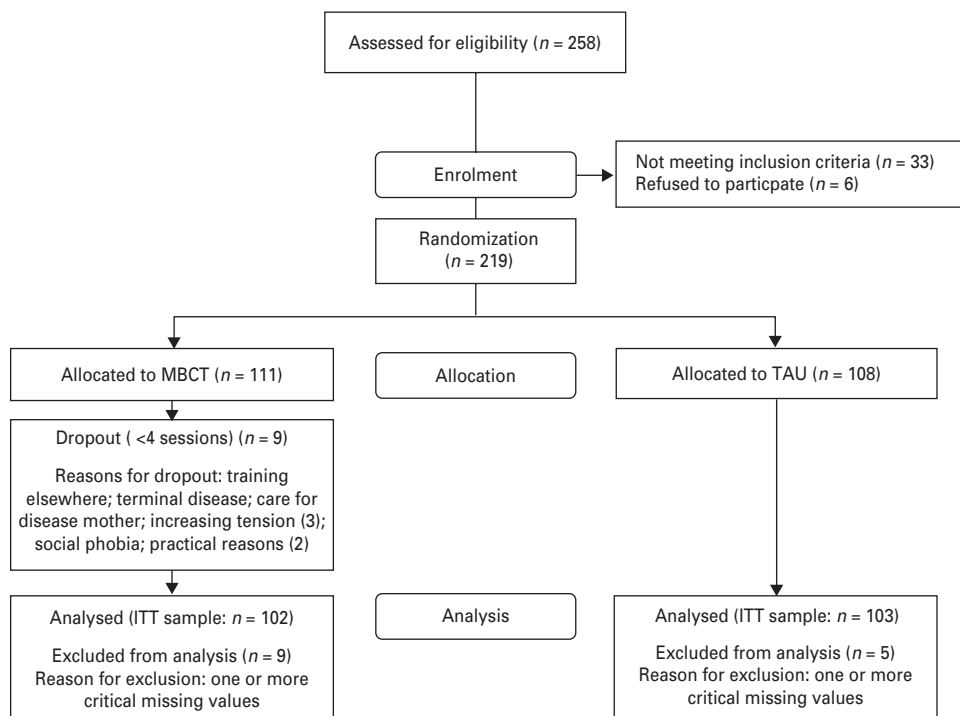


Fig. 1. CONSORT flow diagram.

effect in relation with the other mediators (Preacher & Hayes, 2008). Subsequently, 95% bias corrected and accelerated confidence intervals (95% CI) were calculated to explore the contribution of each individual mediator and the group of mediators in total. SPSS macro command sets for indirect mediation were downloaded from <http://www.comm.ohio-state.edu/ahayes>. SPSS package 17.0 and R 2.9.1 (R Development Core Team, 2009) were used for analyses and graphs.

Results

Study population

Of the 258 patients interviewed, 33 were excluded and six refused to participate. Reasons for exclusion were: (1) not having three or more previous depressive episodes ($n=19$); (2) change in medication within 6 weeks before the start of the study ($n=4$); (3) previous (hypo)manic episodes ($n=2$); (4) current substance abuse ($n=3$); (5) acute need of psychiatric treatment ($n=2$); (6) problems to participate in a group therapy ($n=2$); (7) cognitive impairments ($n=1$).

A total number of 219 patients were included and eventually 205 patients were analysed (MBCT $n=102$; TAU $n=103$), see Fig. 1 for a detailed description of the patient flow. Within each condition, the groups were divided into subgroups with and without a major depressive episode based on the MINI

interview. As a result of incomplete or missing MINI interviews, for 20 patients the diagnosis of current depression was based on the available clinical information. For four patients it was impossible to do so and they were excluded from the study. Another 10 patients were excluded from analysis due to one or more other missing critical values.

There were no baseline differences between the groups with regard to age [MBCT: mean = 47.3 (S.D. = 11.5) years; TAU: mean = 47.7 years (S.D. = 11.1)] or other sociodemographic or clinical characteristics (see Table 1).

The mean number of depressive episodes for the complete sample was 7.4 (S.D. = 7.0, modal number of episodes = 3) with no differences between the MBCT and TAU conditions, $t(195) = -0.61$, $p = 0.54$. Mean age at onset of the first depressive episode was 23.8 years (S.D. = 11.2, modal age of onset = 20 years), with a slightly higher age of onset in the MBCT than in the TAU condition [MBCT, $t(195) = -1.98$, $p < 0.05$]. When taking the three most severe depressive episodes into account, the mean time between the last episode and the start of the study for the non-depressed patients was 28 months (S.D. = 48.0, median = 8 months).

During MBCT, nine patients (8.8%) dropped out (less than four sessions MBCT), for the following reasons: training elsewhere; terminal disease; care for sick mother; increasing tension (three); social phobia; for practical reasons (two).

Table 1. Baseline characteristics of mindfulness-based cognitive therapy (MBCT) and treatment as usual (TAU) conditions for the total group of participants and the two subgroups without and with a current depressive episode

Baseline characteristics; <i>n</i> (%)	Total group			No current depression			Currently depressed		
	MBCT (<i>n</i> =102)	TAU (<i>n</i> =103)	Sig. ^b	MBCT (<i>n</i> =68)	TAU (<i>n</i> =68)	Sig. ^b	MBCT (<i>n</i> =34)	TAU (<i>n</i> =35)	Sig. ^b
Female	71 (70)	74 (72)	<i>p</i> =0.73	48 (71)	52 (77)	<i>p</i> =0.56	23 (68)	22 (63)	<i>p</i> =0.68
Married/Cohabiting	66 (64)	66 (64)	<i>p</i> =0.57	19 (59)	44 (68)	<i>p</i> =0.61	22 (65)	22 (71)	<i>p</i> =0.67
Care for children	43 (42)	36 (35)	<i>p</i> =0.40	28 (43)	23 (35)	<i>p</i> =0.37	13 (42)	15 (44)	<i>p</i> =0.86
Employed	52 (51)	51 (50)	<i>p</i> =0.66	34 (52)	41 (64)	<i>p</i> =0.37	18 (53)	10 (32)	<i>p</i> =0.29
Tertiary education	67 (66)	55 (53)	<i>p</i> =0.44	45 (68)	39 (60)	<i>p</i> =0.79	22 (34)	16 (52)	<i>p</i> =0.37
Antidepressant medication	53 (52)	48 (47)	<i>p</i> =0.62	35 (57)	32 (53)	<i>p</i> =0.59	18 (58)	16 (57)	<i>p</i> =0.94
Previous cognitive behavioural therapy	61 (60)	58 (56)	<i>p</i> =0.56	45 (71)	40 (65)	<i>p</i> =0.41	18 (67)	16 (64)	<i>p</i> =0.84
Recent meditation experience ^a	49 (48)	48 (47)	<i>p</i> =0.94	33 (50)	30 (46)	<i>p</i> =0.66	16 (49)	18 (55)	<i>p</i> =0.62
Symptoms at baseline; mean (S.D.)			Sig. ^c			Sig. ^c			Sig. ^c
Depression (HAMD)	9.5 (6.2)	9.2 (5.6)	<i>p</i> =0.79	8.0 (5.7)	7.8 (6.3)	<i>p</i> =0.81	12.4 (6.3)	12.1 (6.4)	<i>p</i> =0.83
Depression (BDI)	14.9 (9.2)	16.2 (9.4)	<i>p</i> =0.30	11.9 (7.3)	13.8 (7.6)	<i>p</i> =0.15	20.7 (9.8)	21.3 (10.8)	<i>p</i> =0.81
Rumination (RSS)	28.0 (9.5)	28.4 (9.6)	<i>p</i> =0.74	27.2 (9.9)	28.3 (9.5)	<i>p</i> =0.52	29.4 (8.7)	28.7 (10.0)	<i>p</i> =0.76
Worry (PSWQ)	42.6 (12.3)	43.7 (11.5)	<i>p</i> =0.50	39.6 (12.7)	43.0 (11.9)	<i>p</i> =0.10	48.6 (9.1)	45.2 (12.4)	<i>p</i> =0.21
Mindfulness skills (KIMS)									
Observe	19.0 (7.5)	18.7 (7.4)	<i>p</i> =0.76	19.3 (7.2)	18.0 (6.9)	<i>p</i> =0.31	18.6 (8.0)	20.1 (8.2)	<i>p</i> =0.44
Describe	18.4 (8.2)	18.3 (7.8)	<i>p</i> =0.91	19.7 (7.3)	18.7 (7.4)	<i>p</i> =0.45	15.9 (9.5)	8.6 (17.4)	<i>p</i> =0.50
Act with awareness	15.9 (6.1)	16.8 (5.6)	<i>p</i> =0.31	16.7 (5.8)	17.4 (5.6)	<i>p</i> =0.51	14.4 (6.4)	15.6 (5.7)	<i>p</i> =0.43
Accept without judgement	18.4 (6.2)	18.0 (6.4)	<i>p</i> =0.63	19.2 (6.5)	19.0 (6.3)	<i>p</i> =0.86	16.8 (5.5)	15.8 (6.0)	<i>p</i> =0.49
Quality of Life (WHOQOL-Bref) ^d									
Physical	22.0 (5.5)	20.8 (4.9)	<i>p</i> =0.14	23.7 (5.4)	22.1 (4.5)	<i>p</i> =0.09	18.8 (4.2)	18.1 (4.6)	<i>p</i> =0.56
Psychological	18.2 (3.5)	18.2 (3.4)	<i>p</i> =0.99	18.9 (3.3)	18.0 (3.1)	<i>p</i> =0.94	16.6 (3.3)	16.5 (3.5)	<i>p</i> =0.92
Social	9.7 (2.3)	10.3 (2.2)	<i>p</i> =0.12	9.7 (1.9)	10.4 (2.0)	<i>p</i> =0.05	9.7 (1.9)	9.8 (2.7)	<i>p</i> =0.88

HAMD, Hamilton Rating Scale for Depression; BDI, Beck Depression Inventory; RSS, Rumination on Sadness Scale; PSWQ, Penn State Worry Questionnaire; KIMS, Kentucky Inventory of Mindfulness; WHOQOL-Bref, World Health Organization Quality of Life, self-report questionnaire.

^a Meditation and/or body focused experience < 6 months ago.

^b χ^2 tests.

^c Independent sample *t* tests.

^d Measured in a subsample: MBCT [*n*=89 (non-depressed, *n*=59; depressed, *n*=30)]; TAU [*n*=74 (non-depressed, *n*=51; depressed, *n*=23)].

Table 2. Depressive symptoms, rumination, mindfulness skills and quality of life at post-treatment of mindfulness-based cognitive therapy (MBCT) and treatment as usual (TAU) conditions, controlling for baseline levels of symptoms

Post-measurement results; mean (s.d.) ^a	Total group			Cohen's <i>d</i>
	MBCT (<i>n</i> = 102)	TAU (<i>n</i> = 103)	Group difference (95% CI) ^b	
Depression (HAMD)	7.5 (5.8)	10.5 (6.8)	-3.1 (-4.6 to -1.6) ^d	0.53
Depression (BDI)	10.3 (7.8)	16.2 (9.8)	-4.6 (-6.6 to -2.6) ^d	0.50
Rumination (RSS)	22.0 (8.6)	27.3 (10.6)	-4.8 (-7.4 to -2.2) ^d	0.50
Worry (PSWQ)	36.8 (12.0)	42.5 (10.7)	-5.1 (-7.6 to -2.7) ^d	0.43
Mindfulness skills (KIMS)				
Observe	22.8 (7.4)	18.2 (7.1)	4.8 (3.0 to 6.7) ^d	0.65
Describe	19.7 (7.6)	17.9 (7.2)	1.6 (0.3 to 2.8) ^d	0.20
Act with awareness	20.0 (5.6)	16.1 (6.0)	4.3 (3.0 to 5.7) ^d	0.74
Accept without judgement	22.3 (5.5)	18.6 (6.7)	3.2 (1.9 to 4.5) ^d	0.51
Quality of Life (WHOQOL-Bref) ^d				
Physical	23.6 (5.3)	21.6 (5.1)	1.0 (-0.2 to 2.2)	0.19
Psychological	19.9 (3.4)	18.4 (3.7)	1.2 (0.4 to 2.1) ^d	0.36
Social	10.2 (2.1)	10.0 (2.3)	0.3 (-0.3 to 0.8)	0.13

HAMD, Hamilton Rating Scale for Depression; BDI, Beck Depression Inventory; RSS, Rumination on Sadness Scale; PSWQ, Penn State Worry Questionnaire; KIMS, Kentucky Inventory of Mindfulness; WHOQOL-Bref, World Health Organization Quality of Life, self-report questionnaire.

^a Unadjusted condition means and standard deviations (s.d.).

^b Differences between conditions, corrected for baseline values.

^c Measured in a subsample: MBCT [*n* = 89 (non-depressed, *n* = 59; depressed, *n* = 30)]; TAU [*n* = 74 (non-depressed, *n* = 51; depressed, *n* = 23)].

^d Statistical significant difference for *p* < 0.05.

A subsample of the MBCT group (*n* = 94) was asked to fill out homework diaries during the training, of whom 77 (82%) patients handed them in. The average number of days patients practised was 30 (s.d. = 10.2; range 0–42 days). A modest correlation was found between formal practice (e.g. sitting meditation) and change of depression level during MBCT, *r* = 0.26, *p* < 0.05.

The period between baseline and end of treatment/waitlist assessment was significantly longer in the TAU [mean = 83 days (s.d. = 33.9)] than in the MBCT [mean = 59 days (s.d. = 12.9); *t*(175) = 6.4, *p* < 0.01] condition.

Efficacy of MBCT

Depressive symptoms

At the end of the treatment/waiting period, patients in the MBCT condition had significantly less depressive symptoms than those in the TAU condition according to both HAMD [*F*(1, 202) = 15.9, *p* < 0.001] and BDI [*F*(1, 44.8) = 20.9, *p* < 0.001] (see Table 2). Controlling for baseline scores did not result in a change of differences between the intervention and control groups. Adding a random effect for the different therapy

groups did not result in changes of outcome for any of the models.

Exploratory moderation analyses were carried out for the complete sample with a selection of baseline variables: number of depressions; age of onset of the first depression; all baseline variables listed in Table 1 except quality of life. Only previous meditation experience in the last 6 months prior to the study significantly moderated post-measurement levels of depression [*F*(1, 192.0) = 6.92, *p* < 0.01]. Within the MBCT condition, patients without meditation experience showed lower end of treatment levels of depression compared with patients with recent meditation experience [*F*(1, 96) = 4.29, *p* < 0.05].

Rumination, worry and mindfulness skills

End of treatment/waiting period levels of rumination and worry were significantly lower in the MBCT condition than in the TAU condition [*F*(1, 44.3) = 13.4, *p* < 0.01 and *F*(1, 83.2) = 17.5, *p* < 0.001, respectively]. Both showed a moderate effect size (see Table 2). Moreover, all mindfulness skills showed significant increased levels: observe [*F*(1, 49.8) = 27.7, *p* < 0.001]; act with awareness [*F*(1, 47.4) = 39.5, *p* < 0.001]; describe

Table 3. Depressive symptoms, rumination, mindfulness skills and quality of life at post-treatment of mindfulness-based cognitive therapy (MBCT) and treatment as usual condition (TAU), controlling for baseline levels of symptoms, for both subgroups without and with a current depressive episode respectively

Post-measurement results; mean (s.d.) ^a	No current depression				Currently depressed			
	MBCT (n = 68)	TAU (n = 68)	Group difference (95% CI) ^b	Cohen's <i>d</i>	MBCT (n = 34)	TAU (n = 35)	Group difference (95% CI) ^b	Cohen's <i>d</i>
Depression (HAMD)	6.2 (4.7)	9.1 (5.6)	-2.9 (-4.6 to -1.3) ^d	0.58	10.2 (6.7)	13.4 (8.1)	-3.3 (-6.6 to -0.1) ^d	0.53
Depression (BDI)	8.6 (6.3)	14.0 (8.0)	-4.2 (-6.2 to -2.2) ^d	0.56	13.7 (9.5)	20.4 (11.7)	-5.3 (-10.0 to -0.6) ^d	0.53
Rumination (RSS)	21.3 (8.6)	26.4 (10.4)	-4.4 (-7.6 to -1.3) ^d	0.46	23.4 (8.6)	29.2 (10.9)	-5.4 (-9.5 to -1.3) ^d	0.59
Worry (PSWQ)	34.6 (11.3)	41.6 (10.2)	-5.4 (-8.2 to -2.5) ^d	0.45	41.1 (12.5)	44.4 (11.5)	-4.8 (-9.8 to 0.1) ^d	0.49
Mindfulness skills (KIMS)								
Observe	22.8 (7.4)	17.8 (7.1)	4.4 (2.3 to 6.5) ^d	0.62	22.9 (7.5)	19.0 (7.1)	5.2 (1.7 to 8.6) ^d	0.64
Describe	20.4 (7.1)	18.2 (7.0)	1.4 (0.0 to 2.7)	0.19	18.3 (8.5)	17.5 (7.7)	1.8 (-0.5 to 4.2)	0.20
Act with awareness	20.7 (5.4)	16.7 (5.6)	4.3 (2.6 to 6.1) ^d	0.77	18.7 (6.0)	15.0 (6.8)	4.5 (1.9 to 7.2) ^d	0.74
Accept without judgement	23.2 (5.4)	16.7 (5.6)	3.5 (1.9 to 5.1) ^d	0.52	20.4 (4.8)	16.9 (7.1)	2.8 (0.4 to 5.2) ^d	0.49
Quality of Life (WHOQOL-Bref) ^c								
Physical	25.0 (4.8)	22.5 (4.7)	1.2 (-0.3 to 2.7)	0.23	20.6 (5.3)	19.7 (5.3)	1.0 (-1.4 to 3.4)	0.22
Psychological	20.2 (3.3)	18.9 (3.3)	1.1 (0.1 to 2.1) ^d	0.33	19.2 (3.5)	17.3 (4.2)	1.5 (0.1 to 3.0) ^d	0.46
Social	10.2 (2.2)	10.3 (2.1)	0.2 (-0.5 to 0.9)	0.01	10.1 (2.0)	9.5 (2.6)	0.5 (-0.5 to 1.4)	0.17

HAMD, Hamilton Rating Scale for Depression; BDI, Beck Depression Inventory; RSS, Rumination on Sadness Scale; PSWQ, Penn State Worry Questionnaire; KIMS, Kentucky Inventory of Mindfulness; WHOQOL-Bref, World Health Organization Quality of Life, self-report questionnaire.

^a Unadjusted condition means and standard deviations (s.d.).

^b Differences between conditions, corrected for baseline values.

^c Measured in a subsample: MBCT [*n* = 89 (non-depressed, *n* = 59; depressed, *n* = 30)]; TAU [*n* = 74 (non-depressed, *n* = 51; depressed, *n* = 23)].

^d Statistical significant difference (*p* < 0.05).

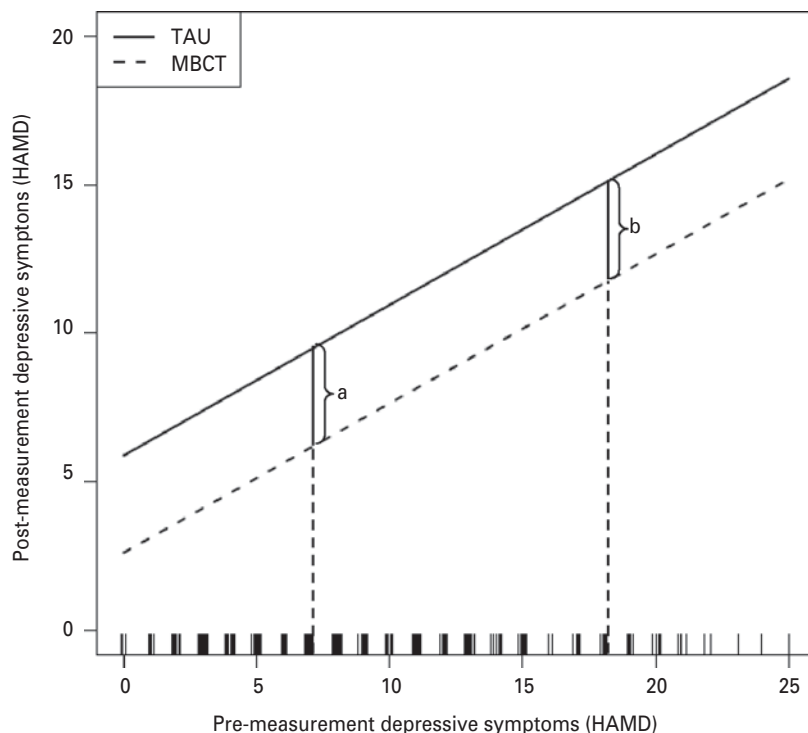


Fig. 2. Interaction plot for pre- and post-measurement depression levels [Hamilton Rating Scale for Depression (HAMD) scores] of Mindfulness-based Cognitive Therapy (MBCT) and treatment as usual (TAU) condition. The short vertical lines depicted on the x-axis represent the distribution of pre-measurement depression scores (HAMD; range 0–25). Note that independent of the pre-measurement level of depression, the post-measurement depression score difference between the MBCT and TAU condition is constant (for example ‘a’ = ‘b’).

[$F(1, 49.0) = 6.6, p < 0.05$]; accept without judgement [$F(1, 192.0) = 22.9, p < 0.001$]. Except for describe, all domains showed moderate to large effect sizes (see Table 2).

Of the quality of life scores, only the psychological domain showed a significant increase in the MBCT condition compared with the TAU condition [$F(1, 153) = 9.2, p < 0.01$].

Differences between patients with and without a current depressive episode

Split-file analyses for patients with and without a current depressive episode showed overall comparable results with the complete sample analysis (see Table 3). Rumination and the mindfulness subscale ‘describe’ did not differ significantly within the group without a current depressive episode in contrast with the group having a current episode. Also, psychological improvement of quality of life was only significantly different in the depressed group. Cohen’s *d* effect sizes were comparable with the complete sample effect sizes. The depression-related variables ‘rumination’ and ‘worry’ showed even higher effect sizes in the subgroup analyses, possibly due to smaller standard deviations.

To further investigate whether depressive symptoms at baseline influenced the efficacy of MBCT, we performed an interaction analysis adding an interaction term between baseline depression levels (HAMD) and condition. We found no significant interaction for any of the outcome variables, indicating that the efficacy of MBCT is independent of baseline level of depression. Using split-file analyses for patients with and without a current depressive episode, no significant interactions were found between baseline depression levels (HAMD) and any of the outcome measures. The result for the interaction analysis between baseline depression levels and end of treatment levels of depression (HAMD) is graphically presented in Fig. 2, showing baseline and end of treatment levels of depression in both conditions. From this figure it becomes apparent that the reduction of depressive symptoms as a result of MBCT is independent from the baseline level of depression.

Clinically significant change

A clinically significant change of the HAMD scores, the primary outcome measure, is presented in Table 4, using both the Jacobson–Truax reliable change index and the absolute cut-off level of HAMD 10 as criteria

Table 4. Numbers and percentages of depression change based on the Jacobson–Truax Reliable Change Index (RCI), calculated for HAMD scores, pre- and post-measurement of the MBCT and TAU conditions, stratified for amount of depressive symptoms, also displayed in Fig. 3

Depression diagnosis at baseline	Past cut-off RCI criterion	Improved (▼)	Changed (▽)	Not changed (○)	Deteriorated (+)
No current depression, <i>n</i> (%)	MBCT (<i>n</i> = 68)	10 (14.7)	3 (4.4)	52 (76.5)	3 (4.4)
	TAU (<i>n</i> = 68)	4 (5.9)	2 (2.9)	50 (73.5)	12 (17.6)
Current depression, <i>n</i> (%)	MBCT (<i>n</i> = 34)	5 (14.7)	2 (5.9)	25 (73.5)	2 (5.9)
	TAU (<i>n</i> = 35)	4 (11.4)	2 (5.7)	23 (65.7)	6 (17.1)
Total, <i>n</i> (%)	MBCT (<i>n</i> = 102)	15 (14.7)	5 (4.9)	77 (75.5)	5 (4.9)
	TAU (<i>n</i> = 103)	8 (7.8)	4 (3.9)	73 (70.9)	18 (17.5)

HAMD, Hamilton Rating Scale of Depression; MBCT, mindfulness-based cognitive therapy; TAU, treatment as usual.

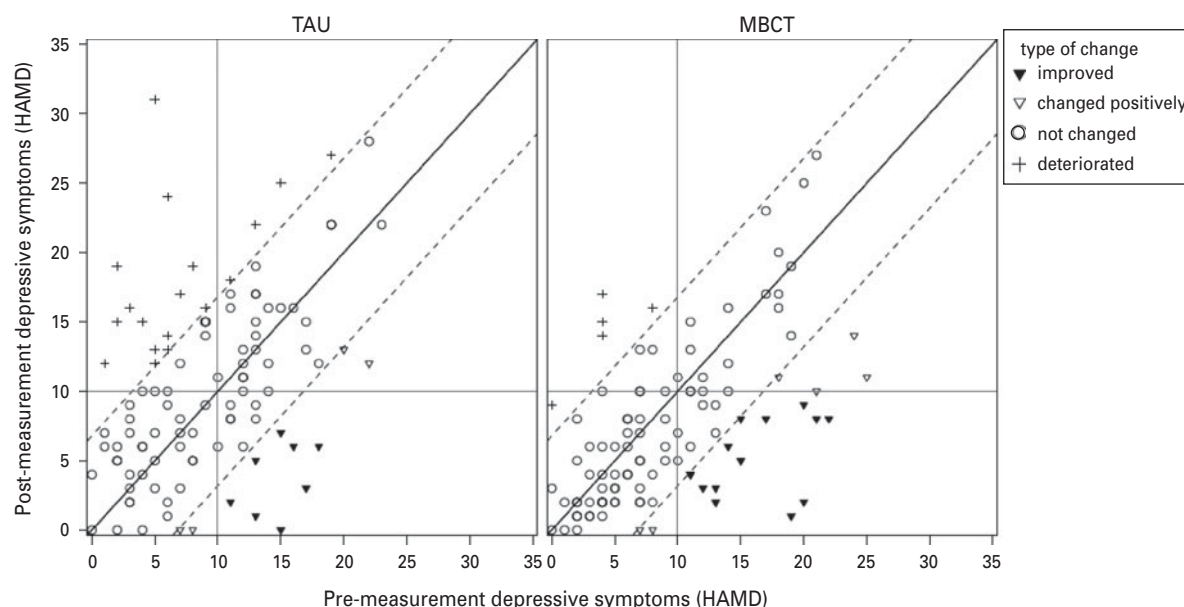


Fig. 3. Change in depression scores between pre- and post-measurement based on Hamilton Rating Scale for Depression (HAMD) scores for treatment as usual (TAU) and mindfulness-based cognitive therapy (MBCT) conditions. The diagonal line represents ‘no pre-post measurement HAMD change’ and the dashed upper and lower lines represent the bounds of the 95% CI of the Jacobson–Truax Reliable Change Index. The horizontal and vertical grey lines represent the HAMD cut-off score of 10. Improvement is defined as a pre-HAMD score >10 and a post-HAMD score <10 combined with meeting the criterion for reliable change. See Table 3 for accompanying numbers and percentages. (Figure inspired by Evans *et al.* 1998.)

(Jacobson & Truax, 1991), also illustrated in Fig. 3. If improvement is defined by a HAMD score <10 and having a reliable positive change in depression scores, Table 4 illustrates that, in the MBCT condition, patients more frequently improved than in the TAU condition (15 *v.* 8). It also demonstrates that more patients in the TAU condition deteriorate than in the MBCT condition (5 *v.* 18). Overall, the MBCT condition significantly differs from the TAU condition in terms of individual change scores [$\chi^2(3)=9.69, p<0.05$].

Mediation analysis

Rumination, worry and the four separate mindfulness skills were expected to be mediators between the MBCT training and post-measurement levels of depression (HAMD). Predicted mediators were first analysed using a univariate model and, if shown to be a contributing factor, were entered into a multivariate model.

The main analyses revealed that all the suggested mediators were related to condition (MBCT *versus*

TAU). However, post-measurement depression level was only related to rumination [$\beta = 1.46$, $t(192) = 3.64$, $p < 0.001$], worry [$\beta = 1.68$, $t(196) = 4.31$, $p < 0.001$] and the mindfulness skill 'accept without judgement' [$\beta = -1.18$, $t(194) = -2.85$, $p < 0.01$]. The relationship between condition and post-measurement levels of depression, without a mediator, yielded $\beta = -2.81$, $t(192) = -3.58$, $p < 0.001$. Adding the mediators in three separate analyses showed a partial mediation effect for all, meaning smaller β 's and still significant but larger p values compared to the model without the mediator: rumination [$\beta = -2.00$, $t(192) = -2.53$, $p < 0.05$], worry [$\beta = -2.00$, $t(196) = -2.60$, $p < 0.01$] and the mindfulness skill 'accept without judgement' [$\beta = -2.20$, $t(194) = -2.68$, $p < 0.01$].

Bootstrapping the indirect effect of condition on post-treatment level of depression with 5000 samples showed significant indirect effects for the mediators in the three univariate models: rumination (point estimate = -0.85 , 95% CI -1.66 to -0.36); worry (point estimate = -0.94 ; 95% CI -1.68 to -0.41); 'accept without judgement' (point estimate = -0.74 ; 95% CI -1.48 to -0.20).

With the multivariate model, after including rumination, worry and mindfulness skill 'accept without judgement', the relationship between condition and post-measurement level of depression was no longer significant [$\beta = -1.41$, $t(190) = -1.76$, $p = 0.08$]. Bootstrapping showed that the total indirect effect of all mediators together was significant (point estimate = -1.40 , 95% CI -2.30 to -0.69). Rumination (point estimate = -0.54 , 95% CI -1.30 to -0.06) and worry (point estimate = -0.77 , 95% CI -1.42 to -0.27) made independent and significant contributions to the mediation relationship between condition and post-measurement levels of depression. Mindfulness skill 'accept without judgement' did not make such an individual contribution (point estimate = -0.09 , 95% CI -0.69 to 0.49). The indirect effect of 'accept without judgement' did not significantly differ from the indirect effects of worry and rumination, respectively.

Exploring relationships between the different mediators showed that both rumination ($r = -0.56$, $p < 0.001$) and worry ($r = -0.47$, $p < 0.001$) were negatively correlated with 'accept without judgement'.

The same analyses for the subgroups with and without a current depressive episode showed comparable direction of the outcomes, but mostly non-significant results due to small sample sizes.

Discussion

This study shows that, for patients with three or more previous depressive episodes, MBCT results in a decrease of depressive symptoms, worry and rumination

and improvement in mindfulness skills. Most importantly, we found no differences between patients with and without a current depressive episode in terms of reduction of depressive symptoms. The amount of formal practice seems to have some relation with decrease in depressive symptoms. The results suggest that post-measurement levels of depressive symptoms were mediated by a decrease in worry and rumination.

This study presents the first large-scale, randomized, controlled study showing MBCT to be efficacious in reducing depressive symptoms for patients with recurrent depression suffering from a current depressive episode. These results are in line with previous studies including one randomized, controlled [Barnhofer *et al.* 2009 ($n = 28$)], one controlled but not randomized study [Kingston *et al.* 2007 ($n = 19$)] and three uncontrolled studies with a range of 13 to 79 participants (Finucane & Mercer, 2006; Kenny & Williams, 2007; Eisendrath *et al.* 2008). These studies showed that patients with current depressive symptoms might also benefit from MBCT. Note that the effect sizes found in our study were smaller than in the study by, for example, Barnhofer *et al.* (2009). One explanation for the reduced effect sizes study might be the inclusion of patients with recent meditation experience, since this was shown to be a moderating variable.

The fact that recent meditation experience was shown to moderate the level of depressive symptoms supports the idea that the meditation component plays a key role in the effects of MBCT but this has yet to be proven (Williams *et al.* 2010).

Additional analyses and figures, especially Fig. 3, illustrate that not only more patients improved, but also fewer patients deteriorated in the MBCT condition compared with TAU alone. This is congruent with the prophylactic results of MBCT for depression shown in previous studies (e.g. Ma & Teasdale, 2004; Kuyken *et al.* 2008).

Our finding that patients without a current depressive episode also showed reduced levels of depressive symptoms is encouraging, considering the clinical relevance of residual symptoms in the prediction of relapse and recurrence of depression. Kennedy *et al.* (2004) showed that subsyndrome levels of depression are common and persistent after severe episodes of depression. Residual depressive symptoms have been repeatedly shown as a predictor of depressive relapse (e.g. Paykel *et al.* 1995; Rush *et al.* 2006; Hardeveld *et al.* 2010). This may contribute to the efficacy of MBCT preventing relapse.

The exploratory mediation analysis lends valuable insights towards a better understanding of the working mechanism of MBCT. Congruent with our

hypotheses, it seems that the efficacy of MBCT compared with TAU in reducing post-measurement levels of depression is mediated by a decrease in worry, rumination and an increase in the mindfulness skill 'accept without judgement'. Our results are in line with the findings of Kuyken *et al.* (2010), who showed that 1-year follow-up levels of depression were mediated by mindfulness skills and self-compassion. Additionally, the relationship between cognitive reactivity and levels of depression was moderated by change in self-compassion during MBCT, suggesting that mindfulness training changes the way one relates towards vulnerability for depression. In addition, we found a negative relationship between rumination and mindfulness skill acceptance, which might implicate that acceptance decreases the space for ruminative thoughts as suggested by the designers of MBCT (Teasdale *et al.* 1995). Based on our results, further questions can be generated, such as the relationship in time between mindfulness skill 'accept without judgement', worry and rumination. However, these results must be interpreted with care. As a result of the cross-sectional nature of the findings, no firm conclusions can be made in terms of causality (Kraemer *et al.* 2002; Kazdin, 2007). For that purpose, future studies should use designs with repeated assessments, for example, a midpoint assessment at session 4.

Although this study provides several important findings, there are a number of limitations to be considered. The design of this study was a pragmatic, randomized, controlled trial. There might be a negative effect as a result of randomization in the TAU condition instead of MBCT, resulting in higher post-measurement symptom levels in the TAU condition. Based on the results of this trial, we do not know how MBCT compares with alternative active treatment conditions for recurrent depression, such as cognitive behavioural therapy to prevent relapse (Bockting *et al.* 2005). Also, the influence of peer support cannot be ruled out, since the TAU condition was not group based. Furthermore, the results are limited to direct post-measurement results, although it is also important to investigate whether currently depressed patients also benefit in the long term. As most of the patients were self-referred, the results of the study may have been influenced by selection bias. Participants of this study might have been better informed and more motivated compared with other patients receiving general mental health care. On the other hand, inclusion was not restricted to patients without antidepressant medication, previous cognitive behaviour therapy and/or meditation experience. In this regard, our study population was more representative of routine clinical practice than some of the

previous studies (Teasdale *et al.* 2000; Ma & Teasdale, 2004).

Conclusions

The greatest merit of this study is that it shows that MBCT is also efficacious in recurrent depressive patients with a current depressive episode. The study also gives some directions toward a better understanding of the mechanisms of action of MBCT. However, the exploratory nature of this justifies further investigation.

Acknowledgements

We thank the trainers Noud de Haas and Hetty Janssen for providing the MBCT training, Cobie Wijsman, Dorien Verplak and Geert Schattenberg for their help with the data collection and Poppy Schoenberg for her comments. We also thank the following students for their contribution to the study: Lissy van de Laar; Tom Wingens; Robert de Boer; Milou Johan; Gitte Janssen Steenberg; Karlijn Peffer; Sara Al Shamma; Joëlle Terlouw; Tessa Bronkhorst. Finally, we are grateful to the patients for their willingness to participate in the study. (The trial is registered at Clinical Trials.gov; ID: NCT01038765.)

Declaration of Interest

The corresponding author is financial supported by Fonds Psychische Gezondheid; Grant Number: 2005 6028 and part of the Spinoza prize 2002 of Professor H. P. Barendregt.

References

- Baer RA, Smith GT, Allen KB (2004). Assessment of mindfulness by self-report: The Kentucky Inventory of Mindfulness Skills. *Assessment* **11**, 191–206.
- Baer RA, Smith GT, Hopkins J, Krietemeyer J, Toney L (2006). Using self-report assessment methods to explore facets of mindfulness. *Assessment* **1**, 27–45.
- Barnhofer T, Crane C, Hargus E, Amarasinghe M, Winder R, Williams JMG (2009). Mindfulness-based cognitive therapy as a treatment for chronic depression: a preliminary study. *Behaviour Research and Therapy* **47**, 366–373.
- Baum C, Kuyken W, Bohus M, Heidenreich T, Michalak J, Steil R (2010). The psychometric properties of the Kentucky Inventory of Mindfulness Skills in clinical populations. *Assessment* **17**, 220–229.
- Bech P, Kastrup M, Rafaelson OJ (1989). *Mini-compendium of Rating Scales for States of Anxiety, Depression, Mania and Schizophrenia with Corresponding DSM-III Syndromes*

- (authorized Dutch translation by H. A. H. D'Haenen and W. M. A. Verhoeven). VUB-Press: Brussels.
- Beck A, Steer R, Garbin M** (1988). Psychometric properties of the Beck Depression Inventory: twenty-five years of evaluation. *Clinical Psychology Review* **8**, 77–100.
- Beck A, Ward C, Mendelson M, Mock J, Erbaugh J** (1961). An inventory for measuring depression. *Archives of General Psychiatry* **4**, 561–571.
- Bockting CLH, Schene AH, Spinhoven P, Koeter MWJ, Wouters LF, Huyser J, Kamphuis JH** (2005). Preventing relapse/recurrence in recurrent depression with cognitive therapy: a randomized controlled trial. *Journal of Consulting and Clinical Psychology* **73**, 647–657.
- Bondolfi G, Jermann F, van der Linden M, Gex-Fabry M, Bizzini L, Rouget B, Myers-Arrazola L, Gonzalez C, Segal Z, Aubry J** (2010). Depression relapse prophylaxis with Mindfulness-Based Cognitive Therapy: replication and extension in the Swiss health care system. *Journal of Affective Disorders* **122**, 224–231.
- Bouman T, Luteijn F, Albersnagel F, van der Ploeg F** (1985). Enige ervaringen met de Beck Depression Inventory (BDI). *Gedrag, Tijdschrift voor Psychologie* **13**, 13–24.
- de Vries J, van Heck GL** (1996). *De Nederlandse versie van de WHOQOL-Bref*. [The Dutch version of the WHOQOL-Bref]. Tilburg University: Tilburg.
- Eaton WW, Shao H, Nestadt G, Lee HB, Bienvenu OJ, Zandi P** (2008). Population-based study of first onset and chronicity in major depressive disorder. *Archives of General Psychiatry* **65**, 513–520.
- Eisendrath SJ, Delucchi K, Bitner R, Fenimore P, Smit M, McLane M** (2008). Mindfulness-based cognitive therapy for treatment-resistant depression: a pilot study. *Psychotherapy and Psychosomatics* **77**, 319–320.
- Evans C, Margison F, Barkham M** (1998). The contribution of reliable and clinically significant change methods to evidence-based mental health. *Evidence Based Mental Health* **1**, 70–72.
- Finucane A, Mercer SW** (2006). An exploratory mixed methods study of the acceptability and effectiveness of mindfulness-based cognitive therapy for patients with active depression and anxiety in primary care. *BMC Psychiatry* **6**, 14.
- First MB, Spitzer RL, Gibbon M, Williams JBW** (1995). *Structured Clinical Interview for DSM-IV Axis I Disorders—Patient Edition (SCID-I/P, Version 2.0)*. American Psychiatric Press: Washington, DC.
- Groenestijn MAC, Akkerhuis GW, Kupka RW, Schneider N, Nolen WA** (1999). *Structured Clinical Interview for DSM-IV Axis I Disorders*. Swets: Lisse, the Netherlands.
- Hamilton M** (1960). A rating scale for depression. *Journal of Neurology, Neurosurgery, and Psychiatry* **23**, 56–62.
- Hardeveld F, Spijker J, de Graaf R, Nolen WA, Beekman ATF** (2010). Prevalence and predictors of recurrence of major depressive disorder in the adult population. *Acta Psychiatrica Scandinavica* **122**, 184–191.
- Hofmann SG, Sawyer AT, Witt AA, Oh D** (2010). The effect of Mindfulness-Based Therapy on anxiety and depression: a meta-analytic review. *Journal of Consulting and Clinical Psychology* **78**, 169–183.
- Hollon SD, DeRubeis RJ, Shelton RC, Amsterdam JD, Salomon RM, O'Reardon JP, Lovett ML, Young PR, Haman KL, Freeman BB** (2005). Prevention of relapse following cognitive therapy vs. medications in moderate to severe depression. *Archives of General Psychiatry* **62**, 417–422.
- Hollon SD, Muñoz RF, Barlow DH, Beardslee WR, Bell CC, Bernal G, Clarke GN, Franciosi LP, Kazdin AE, Kohn L** (2002). Psychosocial intervention development for the prevention and treatment of depression: promoting innovation and increasing access. *Biological Psychiatry* **52**, 610–630.
- Jacobson NS, Truax P** (1991). Clinical significance: a statistical approach to denning meaningful change in psychotherapy research. *Journal of Consulting and Clinical Psychology* **59**, 12–19.
- Kabat-Zinn J, Massion AO, Kristeller J, Peterson LG, Fletcher KE, Pbert L, Lenderking WR, Santorelli SF** (1992). Effectiveness of a meditation-based stress reduction program in the treatment of anxiety disorders. *American Journal of Psychiatry* **149**, 936–943.
- Kazdin AE** (2007). Mediators and mechanisms of change in psychotherapy research. *Annual Review of Clinical Psychology* **3**, 1–27.
- Kennedy N, Abbott R, Paykel ES** (2004). Longitudinal syndromal and sub-syndromal symptoms after severe depression: 10-year follow-up study. *The British Journal of Psychiatry* **184**, 330–336.
- Kenny MA, Williams JMG** (2007). Treatment-resistant depressed patients show a good response to mindfulness-based cognitive therapy. *Behaviour Research and Therapy* **45**, 617–625.
- Kessler RC, Berglund P, Demler O, Jin R, Koretz D, Merikangas KR, Rush AJ, Walters EE, Wang PS** (2003). The epidemiology of major depressive disorder: results from the National Comorbidity Survey Replication (NCS-R). *Journal of the American Medical Association* **289**, 3095–3105.
- Kingston T, Dooley B, Bates A, Lawlor E, Malone K** (2007). Mindfulness-based cognitive therapy for residual depressive symptoms. *Psychology and Psychotherapy: Theory, Research and Practice* **80**, 193–203.
- Kraemer HC, Wilson GT, Fairburn CG, Agras WS** (2002). Mediators and moderators of treatment effects in randomized clinical trials. *Archives of General Psychiatry* **59**, 877–884.
- Kuyken W, Byford S, Taylor RS, Watkins E, Holden E, White K, Barrett B, Byng R, Evans A, Mullan E, Teasdale JD** (2008). Mindfulness-based cognitive therapy to prevent relapse in recurrent depression. *Journal of Consulting and Clinical Psychology* **76**, 966–978.
- Kuyken W, Watkins E, Holden E, White K, Taylor RS, Evans A, Byford S, Radford S, Teasdale JD, Dalgleish T** (2010). How does Mindfulness-based Cognitive Therapy work? *Behaviour Research and Therapy* **48**, 1105–1112.
- Ma SH, Teasdale JD** (2004). Mindfulness-based cognitive therapy for depression: replication and exploration of differential relapse prevention effects. *Journal of Consulting and Clinical Psychology* **72**, 31–40.

- MacKinnon DP** (2008). *Introduction to Statistical Mediation Analysis*. Erlbaum Psych Press: London.
- Meyer TJ, Miller ML, Metzger RL, Borkovec TD** (1990). Development and validation of the Penn State worry questionnaire. *Behaviour Research and Therapy* **28**, 487–495.
- Morriss R, Leese M, Chatwin J, Baldwin D** (2008). Inter-rater reliability of the Hamilton Depression Rating Scale as a diagnostic and outcome measure of depression in primary care. *Journal of Affective Disorders* **111**, 204–213.
- Paykel ES, Ramana R, Cooper Z, Hayhurst H, Kerr J, Barocka A** (1995). Residual symptoms after partial remission: an important outcome in depression. *Psychological Medicine* **25**, 1171–1180.
- Preacher KJ, Hayes AF** (2008). Asymptotic and resampling strategies for assessing and comparing indirect effects in multiple mediator models. *Behavior Research Methods* **40**, 879–891.
- R Development Core Team** (2009). *R: A Language and Environment for Statistical Computing*. R Foundation for Statistical Computing: Vienna, Austria.
- Raes F, Hermans D, Eelen P** (2003). The Dutch version of the Ruminative Response Scale (RRS-NL) and the Rumination on Sadness Scale (RSS-NL). *Gedragstherapie* **36**, 97–104.
- Rush AJ, Trivedi MH, Wisniewski SR, Nierenberg AA, Stewart JW, Warden D, Niederehe G, Thase ME, Lavori PW, Lebowitz BD** (2006). Acute and longer-term outcomes in depressed outpatients requiring one or several treatment steps: a STAR* D report. *American Journal of Psychiatry* **163**, 1905–1917.
- Segal ZV, Bieling P, Young T, MacQueen G, Cooke R, Martin L, Bloch R, Levitan RD** (2010). Antidepressant monotherapy vs sequential pharmacotherapy and Mindfulness-Based Cognitive Therapy, or placebo, for relapse prophylaxis in recurrent depression. *Archives of General Psychiatry* **67**, 1256–1264.
- Segal ZV, Williams JMG, Teasdale JD** (2002). *Mindfulness-based Cognitive Therapy for Depression: A New Approach to Preventing Relapse*. The Guilford Press: New York.
- Sheehan DV, Lecrubier Y, Sheehan KH, Amorim P, Janavs J, Weiller E, Hergueta T, Baker R, Dunbar GC** (1998). The Mini-International Neuropsychiatric Interview (MINI): the development and validation of a structured diagnostic psychiatric interview for DSM-IV and ICD-10. *Journal of Clinical Psychiatry* **59**, 22–33.
- Teasdale JD, Segal Z, Williams JMG** (1995). How does cognitive therapy prevent depressive relapse and why should attentional control (mindfulness) training help? *Behaviour Research and Therapy* **33**, 25–39.
- Teasdale JD, Segal ZV, Williams JM, Ridgeway VA, Soulsby JM, Lau MA** (2000). Prevention of relapse/recurrence in major depression by mindfulness-based cognitive therapy. *Journal of Consulting and Clinical Psychology* **68**, 615–623.
- van Rijsoort S, Emmelkamp P, Vervaeke G** (1999). The Penn state worry questionnaire and the worry domains questionnaire: Structure, reliability and validity. *Clinical Psychology & Psychotherapy* **6**, 297–307.
- van Vliet IM, Leroy H, van Megen H** (2000). *MINI Plus: MINI Internationaal Neuropsychiatrisch Interview: Dutch Version 5.0.0*. Leiden: LUMC.
- Williams JMG, Russell I, Crane C, Russell D, Whitaker C, Duggan D, Barnhofer T, Fennell M, Crane R, Silverton S** (2010). Staying well after depression: trial design and protocol. *BMC Psychiatry* **10**, 23.