

PDF hosted at the Radboud Repository of the Radboud University Nijmegen

The following full text is a preprint version which may differ from the publisher's version.

For additional information about this publication click this link.

<http://hdl.handle.net/2066/92303>

Please be advised that this information was generated on 2021-06-19 and may be subject to change.

Search for a fourth generation t' quark in $p\bar{p}$ collisions at $\sqrt{s} = 1.96$ TeV

V.M. Abazov,³⁵ B. Abbott,⁷³ B.S. Acharya,²⁹ M. Adams,⁴⁹ T. Adams,⁴⁷ G.D. Alexeev,³⁵ G. Alkhalaf,³⁹ A. Alton^a,⁶¹ G. Alverson,⁶⁰ G.A. Alves,² L.S. Ancu,³⁴ M. Aoki,⁴⁸ M. Arov,⁵⁸ A. Askew,⁴⁷ B. Āsman,⁴¹ O. Atramentov,⁶⁵ C. Avila,⁸ J. BackusMayes,⁸⁰ F. Badaud,¹³ L. Bagby,⁴⁸ B. Baldin,⁴⁸ D.V. Bandurin,⁴⁷ S. Banerjee,²⁹ E. Barberis,⁶⁰ P. Baringer,⁵⁶ J. Barreto,³ J.F. Bartlett,⁴⁸ U. Bassler,¹⁸ V. Bazterra,⁴⁹ S. Beale,⁶ A. Bean,⁵⁶ M. Begalli,³ M. Begel,⁷¹ C. Belanger-Champagne,⁴¹ L. Bellantoni,⁴⁸ S.B. Beri,²⁷ G. Bernardi,¹⁷ R. Bernhard,²² I. Bertram,⁴² M. Besançon,¹⁸ R. Beuselinck,⁴³ V.A. Bezzubov,³⁸ P.C. Bhat,⁴⁸ V. Bhatnagar,²⁷ G. Blazey,⁵⁰ S. Blessing,⁴⁷ K. Bloom,⁶⁴ A. Boehnlein,⁴⁸ D. Boline,⁷⁰ E.E. Boos,³⁷ G. Borissov,⁴² T. Bose,⁵⁹ A. Brandt,⁷⁶ O. Brandt,²³ R. Brock,⁶² G. Brooijmans,⁶⁸ A. Bross,⁴⁸ D. Brown,¹⁷ J. Brown,¹⁷ X.B. Bu,⁴⁸ M. Buehler,⁷⁹ V. Buescher,²⁴ V. Bunichev,³⁷ S. Burdin^b,⁴² T.H. Burnett,⁸⁰ C.P. Buszello,⁴¹ B. Calpas,¹⁵ E. Camacho-Pérez,³² M.A. Carrasco-Lizarraga,⁵⁶ B.C.K. Casey,⁴⁸ H. Castilla-Valdez,³² S. Chakrabarti,⁷⁰ D. Chakraborty,⁵⁰ K.M. Chan,⁵⁴ A. Chandra,⁷⁸ G. Chen,⁵⁶ S. Chevalier-Théry,¹⁸ D.K. Cho,⁷⁵ S.W. Cho,³¹ S. Choi,³¹ B. Choudhary,²⁸ S. Cihangir,⁴⁸ D. Claes,⁶⁴ J. Clutter,⁵⁶ M. Cooke,⁴⁸ W.E. Cooper,⁴⁸ M. Corcoran,⁷⁸ F. Couderc,¹⁸ M.-C. Cousinou,¹⁵ A. Croc,¹⁸ D. Cutts,⁷⁵ A. Das,⁴⁵ G. Davies,⁴³ K. De,⁷⁶ S.J. de Jong,³⁴ E. De La Cruz-Burelo,³² F. Déliot,¹⁸ M. Demarteau,⁴⁸ R. Demina,⁶⁹ D. Denisov,⁴⁸ S.P. Denisov,³⁸ S. Desai,⁴⁸ C. Deterre,¹⁸ K. DeVaughan,⁶⁴ H.T. Diehl,⁴⁸ M. Diesburg,⁴⁸ A. Dominguez,⁶⁴ T. Dorland,⁸⁰ A. Dubey,²⁸ L.V. Dudko,³⁷ D. Duggan,⁶⁵ A. Duperrin,¹⁵ S. Dutt,²⁷ A. Dyshkant,⁵⁰ M. Eads,⁶⁴ D. Edmunds,⁶² J. Ellison,⁴⁶ V.D. Elvira,⁴⁸ Y. Enari,¹⁷ H. Evans,⁵² A. Evdokimov,⁷¹ V.N. Evdokimov,³⁸ G. Facini,⁶⁰ T. Ferbel,⁶⁹ F. Fiedler,²⁴ F. Filthaut,³⁴ W. Fisher,⁶² H.E. Fisk,⁴⁸ M. Fortner,⁵⁰ H. Fox,⁴² S. Fuess,⁴⁸ A. Garcia-Bellido,⁶⁹ V. Gavrilov,³⁶ P. Gay,¹³ W. Geng,^{15,62} D. Gerbaudo,⁶⁶ C.E. Gerber,⁴⁹ Y. Gershtein,⁶⁵ G. Ginther,^{48,69} G. Golovanov,³⁵ A. Goussiou,⁸⁰ P.D. Grannis,⁷⁰ S. Greder,¹⁹ H. Greenlee,⁴⁸ Z.D. Greenwood,⁵⁸ E.M. Gregores,⁴ G. Grenier,²⁰ Ph. Gris,¹³ J.-F. Grivaz,¹⁶ A. Grohsjean,¹⁸ S. Grünendahl,⁴⁸ M.W. Grünewald,³⁰ T. Guillemin,¹⁶ F. Guo,⁷⁰ G. Gutierrez,⁴⁸ P. Gutierrez,⁷³ A. Haas^c,⁶⁸ S. Hagopian,⁴⁷ J. Haley,⁶⁰ L. Han,⁷ K. Harder,⁴⁴ A. Harel,⁶⁹ J.M. Hauptman,⁵⁵ J. Hays,⁴³ T. Head,⁴⁴ T. Hebbeker,²¹ D. Hedin,⁵⁰ H. Hegab,⁷⁴ A.P. Heinson,⁴⁶ U. Heintz,⁷⁵ C. Hensel,²³ I. Heredia-De La Cruz,³² K. Herner,⁶¹ G. Hesketh^d,⁴⁴ M.D. Hildreth,⁵⁴ R. Hirosky,⁷⁹ T. Hoang,⁴⁷ J.D. Hobbs,⁷⁰ B. Hoeneisen,¹² M. Hohlfeld,²⁴ Z. Hubacek,^{10,18} N. Huske,¹⁷ V. Hynek,¹⁰ I. Iashvili,⁶⁷ R. Illingworth,⁴⁸ A.S. Ito,⁴⁸ S. Jabeen,⁷⁵ M. Jaffré,¹⁶ D. Jamin,¹⁵ A. Jayasinghe,⁷³ R. Jesik,⁴³ K. Johns,⁴⁵ M. Johnson,⁴⁸ D. Johnston,⁶⁴ A. Jonckheere,⁴⁸ P. Jonsson,⁴³ J. Joshi,²⁷ A.W. Jung,⁴⁸ A. Juste,⁴⁰ K. Kaadze,⁵⁷ E. Kajfasz,¹⁵ D. Karmanov,³⁷ P.A. Kasper,⁴⁸ I. Katsanos,⁶⁴ R. Kehoe,⁷⁷ S. Kermiche,¹⁵ N. Khalatyan,⁴⁸ A. Khanov,⁷⁴ A. Kharchilava,⁶⁷ Y.N. Kharzhev,³⁵ D. Khatidze,⁷⁵ M.H. Kirby,⁵¹ J.M. Kohli,²⁷ A.V. Kozelov,³⁸ J. Kraus,⁶² S. Kulikov,³⁸ A. Kumar,⁶⁷ A. Kupco,¹¹ T. Kurča,²⁰ V.A. Kuzmin,³⁷ J. Kvita,⁹ S. Lammers,⁵² G. Landsberg,⁷⁵ P. Lebrun,²⁰ H.S. Lee,³¹ S.W. Lee,⁵⁵ W.M. Lee,⁴⁸ J. Lellouch,¹⁷ L. Li,⁴⁶ Q.Z. Li,⁴⁸ S.M. Lietti,⁵ J.K. Lim,³¹ D. Lincoln,⁴⁸ J. Linnemann,⁶² V.V. Lipaev,³⁸ R. Lipton,⁴⁸ Y. Liu,⁷ Z. Liu,⁶ A. Lobodenko,³⁹ M. Lokajicek,¹¹ R. Lopes de Sa,⁷⁰ H.J. Lubatti,⁸⁰ R. Luna-Garcia^e,³² A.L. Lyon,⁴⁸ A.K.A. Maciel,² D. Mackin,⁷⁸ R. Madar,¹⁸ R. Magaña-Villalba,³² S. Malik,⁶⁴ V.L. Malyshev,³⁵ Y. Maravin,⁵⁷ J. Martínez-Ortega,³² R. McCarthy,⁷⁰ C.L. McGivern,⁵⁶ M.M. Meijer,³⁴ A. Melnitchouk,⁶³ D. Menezes,⁵⁰ P.G. Mercadante,⁴ M. Merkin,³⁷ A. Meyer,²¹ J. Meyer,²³ F. Miconi,¹⁹ N.K. Mondal,²⁹ G.S. Muanza,¹⁵ M. Mulhearn,⁷⁹ E. Nagy,¹⁵ M. Naimuddin,²⁸ M. Narain,⁷⁵ R. Nayyar,²⁸ H.A. Neal,⁶¹ J.P. Negret,⁸ P. Neustroev,³⁹ S.F. Novaes,⁵ T. Nunnemann,²⁵ G. Obrant,³⁹ J. Orduna,⁷⁸ N. Osman,¹⁵ J. Osta,⁵⁴ G.J. Otero y Garzón,¹ M. Padilla,⁴⁶ A. Pal,⁷⁶ N. Parashar,⁵³ V. Parihar,⁷⁵ S.K. Park,³¹ J. Parsons,⁶⁸ R. Partridge^c,⁷⁵ N. Parua,⁵² A. Patwa,⁷¹ B. Penning,⁴⁸ M. Perfilov,³⁷ K. Peters,⁴⁴ Y. Peters,⁴⁴ K. Petridis,⁴⁴ G. Petrillo,⁶⁹ P. Pétrouff,¹⁶ R. Piegaia,¹ J. Piper,⁶² M.-A. Pleier,⁷¹ P.L.M. Podesta-Lerma^f,³² V.M. Podstavkov,⁴⁸ P. Polozov,³⁶ A.V. Popov,³⁸ M. Prewitt,⁷⁸ D. Price,⁵² N. Prokopenko,³⁸ S. Protopopescu,⁷¹ J. Qian,⁶¹ A. Quadt,²³ B. Quinn,⁶³ M.S. Rangel,²

K. Ranjan,²⁸ P.N. Ratoff,⁴² I. Razumov,³⁸ P. Renkel,⁷⁷ M. Rijssenbeek,⁷⁰ I. Ripp-Baudot,¹⁹ F. Rizatdinova,⁷⁴ M. Rominsky,⁴⁸ A. Ross,⁴² C. Royon,¹⁸ P. Rubinov,⁴⁸ R. Ruchti,⁵⁴ G. Safronov,³⁶ G. Sajot,¹⁴ P. Salcido,⁵⁰ A. Sánchez-Hernández,³² M.P. Sanders,²⁵ B. Sanghi,⁴⁸ A.S. Santos,⁵ G. Savage,⁴⁸ L. Sawyer,⁵⁸ T. Scanlon,⁴³ R.D. Schamberger,⁷⁰ Y. Scheglov,³⁹ H. Schellman,⁵¹ T. Schliephake,²⁶ S. Schlobohm,⁸⁰ C. Schwanenberger,⁴⁴ R. Schwienhorst,⁶² J. Sekaric,⁵⁶ H. Severini,⁷³ E. Shabalina,²³ V. Shary,¹⁸ A.A. Shchukin,³⁸ R.K. Shivpuri,²⁸ V. Simak,¹⁰ V. Sirotenko,⁴⁸ P. Skubic,⁷³ P. Slattey,⁶⁹ D. Smirnov,⁵⁴ K.J. Smith,⁶⁷ G.R. Snow,⁶⁴ J. Snow,⁷² S. Snyder,⁷¹ S. Söldner-Rembold,⁴⁴ L. Sonnenschein,²¹ K. Soustruznik,⁹ J. Stark,¹⁴ V. Stolin,³⁶ D.A. Stoyanova,³⁸ M. Strauss,⁷³ D. Strom,⁴⁹ L. Stutte,⁴⁸ L. Suter,⁴⁴ P. Svoisky,⁷³ M. Takahashi,⁴⁴ A. Tanasijczuk,¹ W. Taylor,⁶ M. Titov,¹⁸ V.V. Tokmenin,³⁵ Y.-T. Tsai,⁶⁹ D. Tsybychev,⁷⁰ B. Tuchming,¹⁸ C. Tully,⁶⁶ L. Uvarov,³⁹ S. Uvarov,³⁹ S. Uzunyan,⁵⁰ R. Van Kooten,⁵² W.M. van Leeuwen,³³ N. Varelas,⁴⁹ E.W. Varnes,⁴⁵ I.A. Vasilyev,³⁸ P. Verdier,²⁰ L.S. Vertogradov,³⁵ M. Verzocchi,⁴⁸ M. Vesterinen,⁴⁴ D. Vilanova,¹⁸ P. Vokac,¹⁰ H.D. Wahl,⁴⁷ M.H.L.S. Wang,⁶⁹ J. Warchol,⁵⁴ G. Watts,⁸⁰ M. Wayne,⁵⁴ M. Weber,^{9, 48} L. Welty-Rieger,⁵¹ A. White,⁷⁶ D. Wicke,²⁶ M.R.J. Williams,⁴² G.W. Wilson,⁵⁶ M. Wobisch,⁵⁸ D.R. Wood,⁶⁰ T.R. Wyatt,⁴⁴ Y. Xie,⁴⁸ C. Xu,⁶¹ S. Yacoob,⁵¹ R. Yamada,⁴⁸ W.-C. Yang,⁴⁴ T. Yasuda,⁴⁸ Y.A. Yatsunenko,³⁵ Z. Ye,⁴⁸ H. Yin,⁴⁸ K. Yip,⁷¹ S.W. Youn,⁴⁸ J. Yu,⁷⁶ S. Zelitch,⁷⁹ T. Zhao,⁸⁰ B. Zhou,⁶¹ J. Zhu,⁶¹ M. Zielinski,⁶⁹ D. Zieminska,⁵² and L. Zivkovic⁷⁵

(The D0 Collaboration*)

¹Universidad de Buenos Aires, Buenos Aires, Argentina

²LAFEX, Centro Brasileiro de Pesquisas Físicas, Rio de Janeiro, Brazil

³Universidade do Estado do Rio de Janeiro, Rio de Janeiro, Brazil

⁴Universidade Federal do ABC, Santo André, Brazil

⁵Instituto de Física Teórica, Universidade Estadual Paulista, São Paulo, Brazil

⁶Simon Fraser University, Vancouver, British Columbia, and York University, Toronto, Ontario, Canada

⁷University of Science and Technology of China, Hefei, People's Republic of China

⁸Universidad de los Andes, Bogotá, Colombia

⁹Charles University, Faculty of Mathematics and Physics,
Center for Particle Physics, Prague, Czech Republic

¹⁰Czech Technical University in Prague, Prague, Czech Republic

¹¹Center for Particle Physics, Institute of Physics,
Academy of Sciences of the Czech Republic, Prague, Czech Republic

¹²Universidad San Francisco de Quito, Quito, Ecuador

¹³LPC, Université Blaise Pascal, CNRS/IN2P3, Clermont, France

¹⁴LPSC, Université Joseph Fourier Grenoble 1, CNRS/IN2P3,
Institut National Polytechnique de Grenoble, Grenoble, France

¹⁵CPPM, Aix-Marseille Université, CNRS/IN2P3, Marseille, France

¹⁶LAL, Université Paris-Sud, CNRS/IN2P3, Orsay, France

¹⁷LPNHE, Universités Paris VI and VII, CNRS/IN2P3, Paris, France

¹⁸CEA, Irfu, SPP, Saclay, France

¹⁹IPHC, Université de Strasbourg, CNRS/IN2P3, Strasbourg, France

²⁰IPNL, Université Lyon 1, CNRS/IN2P3, Villeurbanne, France and Université de Lyon, Lyon, France

²¹III. Physikalisches Institut A, RWTH Aachen University, Aachen, Germany

²²Physikalisches Institut, Universität Freiburg, Freiburg, Germany

²³II. Physikalisches Institut, Georg-August-Universität Göttingen, Göttingen, Germany

²⁴Institut für Physik, Universität Mainz, Mainz, Germany

²⁵Ludwig-Maximilians-Universität München, München, Germany

²⁶Fachbereich Physik, Bergische Universität Wuppertal, Wuppertal, Germany

²⁷Panjab University, Chandigarh, India

²⁸Delhi University, Delhi, India

²⁹Tata Institute of Fundamental Research, Mumbai, India

³⁰University College Dublin, Dublin, Ireland

³¹Korea Detector Laboratory, Korea University, Seoul, Korea

³²CINVESTAV, Mexico City, Mexico

³³FOM-Institute NIKHEF and University of Amsterdam/NIKHEF, Amsterdam, The Netherlands

³⁴Radboud University Nijmegen/NIKHEF, Nijmegen, The Netherlands

³⁵Joint Institute for Nuclear Research, Dubna, Russia

³⁶Institute for Theoretical and Experimental Physics, Moscow, Russia

³⁷Moscow State University, Moscow, Russia

³⁸Institute for High Energy Physics, Protvino, Russia

³⁹Petersburg Nuclear Physics Institute, St. Petersburg, Russia

⁴⁰Institució Catalana de Recerca i Estudis Avançats (ICREA) and Institut de Física d'Altes Energies (IFAE), Barcelona, Spain

⁴¹Stockholm University, Stockholm and Uppsala University, Uppsala, Sweden

- ⁴²Lancaster University, Lancaster LA1 4YB, United Kingdom
⁴³Imperial College London, London SW7 2AZ, United Kingdom
⁴⁴The University of Manchester, Manchester M13 9PL, United Kingdom
⁴⁵University of Arizona, Tucson, Arizona 85721, USA
⁴⁶University of California Riverside, Riverside, California 92521, USA
⁴⁷Florida State University, Tallahassee, Florida 32306, USA
⁴⁸Fermi National Accelerator Laboratory, Batavia, Illinois 60510, USA
⁴⁹University of Illinois at Chicago, Chicago, Illinois 60607, USA
⁵⁰Northern Illinois University, DeKalb, Illinois 60115, USA
⁵¹Northwestern University, Evanston, Illinois 60208, USA
⁵²Indiana University, Bloomington, Indiana 47405, USA
⁵³Purdue University Calumet, Hammond, Indiana 46323, USA
⁵⁴University of Notre Dame, Notre Dame, Indiana 46556, USA
⁵⁵Iowa State University, Ames, Iowa 50011, USA
⁵⁶University of Kansas, Lawrence, Kansas 66045, USA
⁵⁷Kansas State University, Manhattan, Kansas 66506, USA
⁵⁸Louisiana Tech University, Ruston, Louisiana 71272, USA
⁵⁹Boston University, Boston, Massachusetts 02215, USA
⁶⁰Northeastern University, Boston, Massachusetts 02115, USA
⁶¹University of Michigan, Ann Arbor, Michigan 48109, USA
⁶²Michigan State University, East Lansing, Michigan 48824, USA
⁶³University of Mississippi, University, Mississippi 38677, USA
⁶⁴University of Nebraska, Lincoln, Nebraska 68588, USA
⁶⁵Rutgers University, Piscataway, New Jersey 08855, USA
⁶⁶Princeton University, Princeton, New Jersey 08544, USA
⁶⁷State University of New York, Buffalo, New York 14260, USA
⁶⁸Columbia University, New York, New York 10027, USA
⁶⁹University of Rochester, Rochester, New York 14627, USA
⁷⁰State University of New York, Stony Brook, New York 11794, USA
⁷¹Brookhaven National Laboratory, Upton, New York 11973, USA
⁷²Langston University, Langston, Oklahoma 73050, USA
⁷³University of Oklahoma, Norman, Oklahoma 73019, USA
⁷⁴Oklahoma State University, Stillwater, Oklahoma 74078, USA
⁷⁵Brown University, Providence, Rhode Island 02912, USA
⁷⁶University of Texas, Arlington, Texas 76019, USA
⁷⁷Southern Methodist University, Dallas, Texas 75275, USA
⁷⁸Rice University, Houston, Texas 77005, USA
⁷⁹University of Virginia, Charlottesville, Virginia 22901, USA
⁸⁰University of Washington, Seattle, Washington 98195, USA
- (Dated: April 22, 2011)

We present a search for pair production of a fourth generation t' quark and its antiparticle, followed by their decays to a W boson and a jet, based on an integrated luminosity of 5.3 fb^{-1} of proton-antiproton collisions at $\sqrt{s} = 1.96 \text{ TeV}$ collected by the D0 Collaboration at the Fermilab Tevatron Collider. We set upper limits on the $t'\bar{t}'$ production cross section that exclude at the 95% C.L. a t' quark that decays exclusively to W +jet with a mass below 285 GeV. We observe a small excess in the μ +jets channel which reduces the mass range excluded compared to the expected limit of 320 GeV in the absence of a signal.

PACS numbers: 14.65.Jk, 13.85.Rm

Measurements of the partial width of the Z boson to invisible final states at LEP exclude the existence of a fourth neutrino flavor with a mass less than half the Z

boson mass [1]. However, this does not exclude the existence of a fourth generation of fermions as long as its neutrino is more massive. Precision electroweak data favor a small mass splitting between the up-type quark of this fourth generation, t' , and its down-type partner, b' , so that $m(t') - m(b') < m(W)$ [2]. Provided there is moderate mixing between the new fourth generation and the first three generations, the t' quark will predominantly decay to Wq , where q includes all standard model down-type quarks.

We report on a search for a fourth generation t' quark

*with visitors from ^aAugustana College, Sioux Falls, SD, USA, ^bThe University of Liverpool, Liverpool, UK, ^cSLAC, Menlo Park, CA, USA, ^dUniversity College London, London, UK, ^eCentro de Investigacion en Computacion - IPN, Mexico City, Mexico, ^fECFM, Universidad Autonoma de Sinaloa, Culiacán, Mexico, and ^gUniversität Bern, Bern, Switzerland.

that is produced in proton-antiproton collisions together with its antiparticle. We assume that the t' quark is a narrow state that always decays to Wq . This search is also sensitive to other new particles that are pair produced and decay to a W boson plus a jet. We select lepton+jets final states with one isolated electron or muon with high transverse momentum (p_T), a large imbalance in transverse momentum (\cancel{p}_T), and at least four jets corresponding to events in which one of the W bosons decays to leptons and the other W boson decays to quarks. A similar search has been carried out by the CDF Collaboration in 0.8 fb^{-1} of integrated luminosity [3].

The D0 detector consists of central tracking, calorimeter, and muon systems [4, 5]. The central tracking system is located inside a 2 T superconducting solenoidal magnet. Central and forward preshower detectors are located just outside of the coil and in front of the calorimeters. The liquid-argon/uranium calorimeter is divided into a central section covering pseudorapidity $|\eta| < 1.1$ and two end calorimeters extending η coverage to 4.2. The calorimeter is segmented longitudinally into electromagnetic, fine hadronic, and coarse hadronic sections with increasingly coarser sampling. The muon system, located outside the calorimeter, consists of one layer of tracking detectors and scintillation trigger counters inside 1.8 T toroidal magnets and two similar layers outside the toroids. A three-level trigger system selects events that are recorded for offline analysis.

This analysis is based on data corresponding to an integrated luminosity of 5.3 fb^{-1} , collected by the D0 Collaboration at the Fermilab Tevatron proton-antiproton collider at a center of mass energy of $\sqrt{s} = 1.96 \text{ TeV}$. Events must satisfy one of several trigger conditions, all requiring an electron or muon with high transverse momentum, in some cases in conjunction with one or more jets. For all events, the $p\bar{p}$ collision point must be reconstructed with at least three tracks and located within 60 cm of the center of the detector along the beam direction. Jets are reconstructed using a midpoint cone algorithm [6] with cone size $\Delta R = \sqrt{(\Delta\eta)^2 + (\Delta\phi)^2} = 0.5$, where ϕ is the azimuth, and must have at least two reconstructed tracks within the jet cone. The jet energy is corrected on average to the total energy of all particles emitted inside the jet cone. Jets in simulated events are adjusted to reproduce the reconstruction efficiency and energy resolution and response observed in data. All events must have at least four jets with $|\eta| < 2.5$, $p_T > 40 \text{ GeV}$ for the leading jet, and $p_T > 20 \text{ GeV}$ for all other jets. The momentum carried away by neutrinos is inferred from the \cancel{p}_T , computed from the energies in the cells of the electromagnetic and fine hadronic calorimeters and adjusted for the energy corrections applied to the reconstructed jets and electrons and for the momentum of any reconstructed muons, taking into account their energy loss in the calorimeter.

Electrons are identified as clusters of energy depo-

sitions in the calorimeter that are isolated from other energy deposits. The electromagnetic section of the calorimeter must contain 90% of their energy, and the energy deposition pattern must be consistent with that of an electromagnetic shower. Every electron must be matched to a reconstructed track with $p_T > 5 \text{ GeV}$. For the e +jets channel, we require exactly one electron with $p_T > 20 \text{ GeV}$ and $|\eta| < 1.1$ that originates from the $p\bar{p}$ collision point. We also require $\cancel{p}_T > 20 \text{ GeV}$ and $|\Delta\phi(e, \cancel{p}_T)| > 2.2 - 0.045 \cdot \cancel{p}_T/\text{GeV}$, where $\Delta\phi(e, \cancel{p}_T)$ is the azimuthal angle between electron and \cancel{p}_T , to reject events with jets that are misidentified as electrons.

Muons are defined as tracks reconstructed in the muon system matched to tracks in the central tracker. Muons must be separated from jets and isolated in the calorimeter and in the tracker. For the μ +jets channel, we require exactly one muon with $p_T > 20 \text{ GeV}$ and $|\eta| < 2$ that originates from the $p\bar{p}$ collision point. The invariant mass of the selected muon and any other muon must be less than 70 GeV or more than 110 GeV to reject $Z(\rightarrow \mu\mu)$ +jets events. We require $\cancel{p}_T > 25 \text{ GeV}$ and $|\Delta\phi(\mu, \cancel{p}_T)| > 2.1 - 0.035 \cdot \cancel{p}_T/\text{GeV}$ to reject events with mismeasured muons. More details about the lepton+jets event selection can be found in Ref. [7].

The two main standard model processes that produce events with an isolated lepton, \cancel{p}_T , and at least four jets are $t\bar{t}$ and W +jets production. The third most important source of events arises from mismeasured multijet events in which a jet is misidentified as an electron or a muon from heavy flavor decay appears isolated. Single top quark, Z +jets, and diboson production can also give rise to such final states but have much smaller cross sections and/or acceptances.

We use ALPGEN [8] to simulate $t\bar{t}$ production with the top quark mass set to 172.5 GeV and generate additional jets from parton showers with PYTHIA [9]. We normalize the $t\bar{t}$ sample to the theoretical $t\bar{t}$ production cross section of $7.48_{-0.72}^{+0.56} \text{ pb}$ [10]. Samples of W +jets events are generated using ALPGEN and PYTHIA with a jet-matching algorithm, following the MLM prescription [11]. Three subsamples are generated: $Wb\bar{b}$, $Wc\bar{c}$, and W +light partons. The Wc subprocesses are included in the W +light parton sample with massless charm quarks. We fix the relative normalization of $Wb\bar{b}$, $Wc\bar{c}$, and W +light parton events to match NLO cross sections [12]. The $Z(\rightarrow ee, \mu\mu, \tau\tau)$ +jets samples are generated with ALPGEN and PYTHIA and broken up into $Zb\bar{b}$, $Zc\bar{c}$, and Z +light parton samples in the same way as the W +jets samples. We fix their relative normalization to NLO predictions and normalize the total Z boson sample to the NNLO cross section [13]. We simulate single top quark production using the COMPHEP-SINGLETOP [14] Monte Carlo event generator with the top quark mass set to 172.5 GeV and normalize to the NNLO cross section with NNNLO threshold corrections in the s and t -channels of 3.3 pb [15]. Diboson samples are generated with PYTHIA. Their NLO cross

sections are 12.3 pb for WW , 3.7 pb for WZ , and 1.4 pb for ZZ production [12]. The CTEQ6L1 parton distribution functions [16] are used for all Monte Carlo samples. We simulate detector effects using the GEANT [17] program. Events from random collisions are added to all simulated events to account for detector noise and additional $p\bar{p}$ interactions. The events are reconstructed with the same program as the data.

To define the background model, we estimate the number of multijet events that enter the final data sample using a data driven method [18]. We compute the number of multijet events in the e +jets and μ +jets samples separately. We then subtract the multijet and all other backgrounds, except the W +jets background, from the data, based on their calculated cross sections, and normalize the W +jets contribution to the remaining number of events. This corresponds to scaling the total number of W +jets events expected by a factor 1.3, which is consistent with NLO expectations. Table I summarizes the resulting composition of the data sample. When we test for the presence of a t' quark signal, we fix the relative normalizations of the W +jets, Z +jets, single top quark, and diboson backgrounds, as given in Table I, but float their overall normalization.

TABLE I: Composition of the final data sample with systematic uncertainties. The number of W +jets events is chosen to equalize the total number of events observed and expected.

Source	e +jets	μ +jets
$t\bar{t}$ production	678 ± 76	508 ± 55
Single t production	12 ± 4	8 ± 3
W +jets	503 ± 87	648 ± 59
Z +jets	41 ± 7	40 ± 7
WW, WZ, ZZ +jets	25 ± 5	21 ± 5
Multijets	173 ± 42	43 ± 18
Data	1431	1268

To simulate the signal, we use $t'\bar{t}'$ production in PYTHIA and force the decay $t' \rightarrow Wb$. However, since we do not identify b jets in this analysis, our results are also applicable to t' quarks decaying to a W boson and a light down-type quark. We generate events at 13 t' -mass values between 200 and 500 GeV. We set the total width of the t' quark to 10 GeV. This is smaller than the resolution for reconstructing the t' mass, which ranges between 50 GeV at $m_{t'} = 200$ GeV and 100 GeV at $m_{t'} = 500$ GeV. Therefore, the exact value of the width does not affect the analysis.

We define H_T as the scalar sum of p_T and of the transverse momenta of all jets and the charged lepton. A kinematic fit to the $t'\bar{t}' \rightarrow \ell\nu b q \bar{q}' \bar{b}$ hypothesis reconstructs the mass m_{fit} of the t' quark. We use the two-dimensional histograms of H_T versus m_{fit} to test for the presence of signal in the data and to compute 95% C.L. upper limits on the $t'\bar{t}'$ production cross section as a function of t' -

mass. Figure 1 shows the scatter plots observed in data and expected from $t'\bar{t}'$ production, $t\bar{t}$ production, and from all other background sources. For each hypothesized value of the t' mass, we fit the data to background-only and to signal+background hypotheses. We then use the likelihood ratio $L = -2 \log(P_{S+B}/P_B)$ as the test statistic, where P_{S+B} is the Poisson likelihood to observe the data under the signal+background hypothesis and P_B is the Poisson likelihood to observe the data under the background-only hypothesis. For the background-only hypothesis, we fit three components to the data: $t\bar{t}$ production constrained to its theoretical cross section, the multijets background constrained to the number of events given in Table I and W +jets and all other backgrounds in the proportions given in Table I. For the signal+background fit we add the $t'\bar{t}'$ cross section as a parameter to the fit. The fit can discriminate between background and signal contributions because their distributions in the H_T and m_{fit} variables are different. For each hypothesis we also vary the systematic uncertainties given in Table II subject to a Gaussian constraint to their prior values to maximize the likelihood ratio [19].

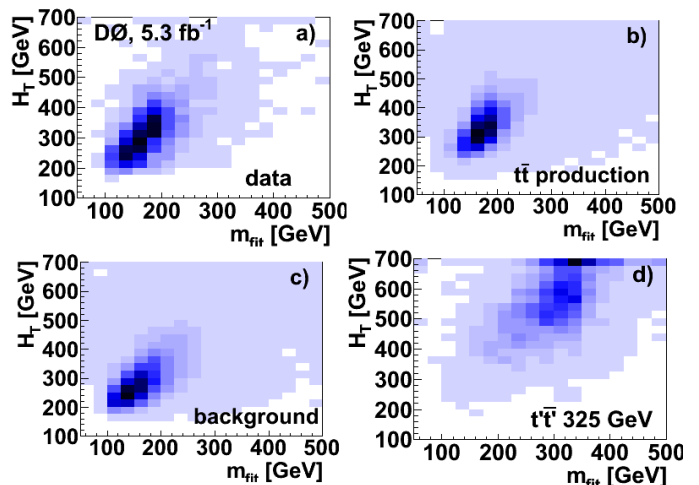


FIG. 1: H_T versus m_{fit} for (a) data, (b) $t\bar{t}$ -production, (c) other background, and (d) $t'\bar{t}'$ signal with $m(t') = 325$ GeV. The bins at the upper and right edges of the plots also contain overflows.

We use the CL_s method [20] to determine the cross section limits. Using pseudoexperiments, we determine the probability to measure values of L that are larger than the value observed in the data sample for a t' signal, CL_{s+b} , and for no t' signal, CL_b . The value of the t' pair production cross section for which $1 - CL_{s+b}/CL_b = 0.95$ is the 95% C.L. upper limit. We repeat this procedure for each t' mass point.

Table II summarizes the sources of systematic uncertainties included in the limit calculation. The first four uncertainties affect the normalization of the components of our signal and background models. All other uncer-

tainties affect the selection efficiency. When estimating the effect of uncertainties in the jet energy scale, the jet identification efficiency, and the jet energy resolution, we also vary the shapes of the H_T and m_{fit} distributions. No uncertainties are given for the W +jets background because its normalization is a free parameter of the fit.

TABLE II: Summary of systematic uncertainties above 1%. Some values vary with channel and with the time at which the data were taken. The numbers give the range for the size of the uncertainties.

Source	$t'\bar{t}'$	$t\bar{t}$	multijets
$t\bar{t}$ cross section	—	9%	—
Multijets normalization	—	—	(25–50)%
Integrated luminosity	6.1%	6.1%	—
MC model	—	4.3%	—
Trigger efficiency	$\leq 5\%$	$\leq 5\%$	—
$p\bar{p}$ collision point reconstruction	1.6%	1.6%	—
Lepton identification	(3–4)%	(3–4)%	—
Jet energy calibration	(1–2)%	(2–5)%	—
Jet energy resolution	(1–2)%	(2–3)%	—
Jet identification	1%	(1–3)%	—

We first analyze the e +jets and μ +jets data separately. Figure 2 shows the distributions of H_T and m_{fit} from the standard model backgrounds and a 325 GeV t' quark signal compared to data. There is no visible excess in the e +jets data. In the μ +jets data we observe a small excess of events over standard model expectations. We can fit the data best with a $t'\bar{t}'$ production cross section of 3.2 ± 1.1 times the theoretical cross section for a t' quark mass of 325 GeV. The value of $1 - CL_b$ for the data gives the probability of getting a local deviation of at least this size from the standard model expectation in the absence of physics beyond the standard model. We find a p value of 0.007, corresponding to 2.5 Gaussian-equivalent standard deviations.

Figure 3 shows the resulting cross section limits compared to the limits expected in the absence of $t'\bar{t}'$ production and to the predicted NLO t' pair production cross section [21] as a function of the t' mass. We expect to be able to exclude $t'\bar{t}'$ production for t' quark masses below 315 GeV in the e +jets channel and below 280 GeV in the μ +jets channel. The observed cross section limit allows us to exclude $t'\bar{t}'$ production for t' quark masses at the 95% C.L. below 295 GeV in the e +jets channel and below 225 GeV in the μ +jets channel. Combining e +jets and μ +jets data as shown in Fig. 4, we expect to exclude $t'\bar{t}'$ production for t' quark mass values below 320 GeV. Based on the observed limits we can exclude at the 95% C.L. $t'\bar{t}'$ production for t' quark masses below 285 GeV. We achieve the best fit to the data with a $t'\bar{t}'$ production cross section of 1.1 ± 0.5 times the theoretical cross section for a t' quark mass of 325 GeV which gives a p value of 0.015, corresponding to 2.2 standard deviations from zero.

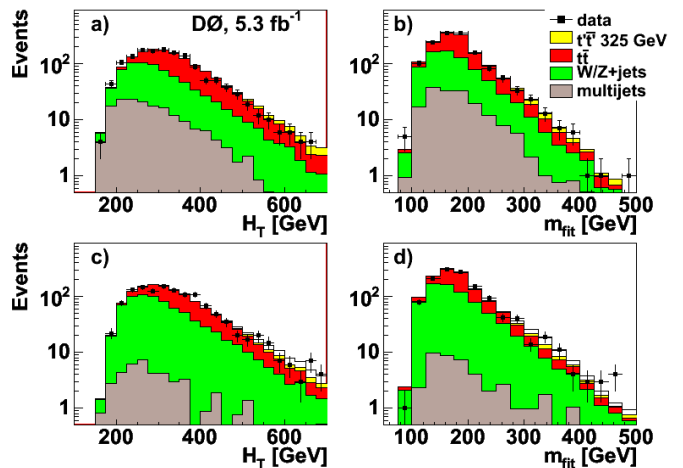


FIG. 2: Distributions of (a) H_T and (b) m_{fit} for e +jets data and (c) H_T and (d) m_{fit} for μ +jets data compared with expectations. The W/Z +jets category also includes single top quark and diboson production. The $t'\bar{t}'$ signal is normalized to the expected yield. The unfilled histograms in (c) and (d) show the distributions with the best fit $t'\bar{t}'$ -production cross section.

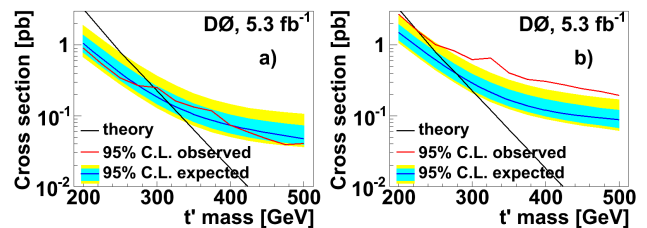


FIG. 3: Observed and expected upper limits and predicted values for the $t'\bar{t}'$ production cross section as a function of the mass of the t' quark for (a) e +jets, (b) μ +jets. The shaded regions around the expected limit represent the ± 1 and ± 2 standard deviation bands.

In conclusion, we searched for pair production of a t' quark and its antiparticle followed by their decays into a W boson and a jet. We do not see a signal consistent with $t'\bar{t}'$ production, although we observe a small excess of events in the μ +jets channel. Combining the e +jets and μ +jets channels, we exclude at 95% C.L. $t'\bar{t}'$ production for t' quark mass values below 285 GeV.

We thank the staffs at Fermilab and collaborating institutions, and acknowledge support from the DOE and NSF (USA); CEA and CNRS/IN2P3 (France); FASI, Rosatom and RFBR (Russia); CNPq, FAPERJ, FAPESP and FUNDUNESP (Brazil); DAE and DST (India); Colciencias (Colombia); CONACyT (Mexico); KRF and KOSEF (Korea); CONICET and UBACyT (Argentina); FOM (The Netherlands); STFC and the Royal Society (United Kingdom); MSMT and GACR (Czech Republic); CRC Program and NSERC (Canada); BMBF and DFG (Germany); SFI (Ireland); The Swedish Research Council (Sweden); and CAS and CNSF (China).

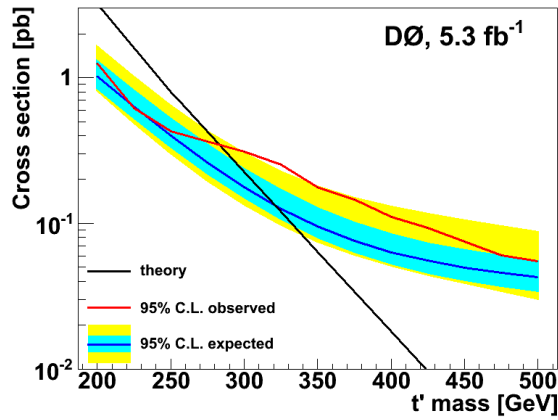


FIG. 4: Same as Fig. 3 but for both channels combined.

[1] The ALEPH, DELPHI, L3, OPAL, and SLD Collaborations and working groups, *Physics Reports* **427** (2006) 257.
 [2] G.D. Kribs, *Phys. Rev. D* **76**, 075016 (2007); O. Eberhardt, A. Lenz, and J. Rohrwild, *Phys. Rev. D* **82**, 095006 (2010).
 [3] T. Aaltonen *et al.* (CDF Collaboration), *Phys. Rev. Lett.* **100**, 161803 (2008).
 [4] S. Abachi *et al.* (D0 Collaboration), *Nucl. Instrum. Methods Phys. Res. A* **338**, 185 (1994).
 [5] V.M. Abazov *et al.* (D0 Collaboration), *Nucl. Instrum.*

Methods Phys. Res. A **565**, 463 (2006).
 [6] G. Blazey *et al.*, in *Proceedings of the Workshop: "QCD and Weak Boson Physics in Run II"* edited by U. Baur, R.K. Ellis and D. Zeppenfeld, FERMILAB-Pub-00/297 (2000).
 [7] V.M. Abazov *et al.* (D0 Collaboration), submitted to *Physical Review D*, arXiv:1101.0124.
 [8] M. L. Mangano *et al.*, *J. High Energy Phys.*, **07**, 001 (2003); we use version 2.11.
 [9] T. Sjöstrand, S. Mrenna, and P. Skands, *J. High Energy Phys.*, **05**, 026 (2006); we use version 6.409.
 [10] S. Moch and P. Uwer, *Phys. Rev. D* **78**, 034003 (2008).
 [11] S. Höche *et al.*, hep-ph/0602031.
 [12] Computed with MCFM: J. Campbell, R.K. Ellis, *Phys. Rev. D* **65**, 113007 (2002).
 [13] R. Hamberg, W.L. van Neerven, and W.B. Kilgore, *Nucl. Phys. B* **359**, 343 (1991) and erratum in **644**, 403 (2002). The cross section was corrected to include the γ^* contribution.
 [14] E.E. Boos *et al.*, *Phys. Atom. Nucl.* **69**, 1317 (2006).
 [15] N. Kidonakis, *Phys. Rev. D* **74**, 114012 (2006).
 [16] J. Pumplin *et al.*, *J. High Energy Phys.*, **07**, 012 (2002); D. Stump *et al.*, *J. High Energy Phys.*, **10**, 046 (2003).
 [17] R. Brun and F. Carminati, CERN Program Library Long Writeup W5013, 1993 (unpublished).
 [18] V. M. Abazov *et al.* (D0 Collaboration), *Phys. Rev. D* **76**, 092007 (2007).
 [19] W. Fisher, FERMILAB-TM-2386-E.
 [20] T. Junk, *Nucl. Instrum. Methods Phys. Res., A* **434**, 435 (1999).
 [21] M. Cacciari *et al.*, *J. High Energy Phys.*, **04**, 068 (2004).