

# Relative signs of the nonlinear coefficients of potassium titanyl phosphate

Anton Anema and Theo Rasing

We measure the nonlinear optical  $d$  coefficients of potassium titanyl phosphate relative to  $d_{11}$  of quartz and use these to calculate the effective coefficient  $d_{\text{eff}}$  for type-I phase matching. We compare the calculations with a variety of measurements and determine that the signs of the different  $d$  coefficients are all the same. © 1997 Optical Society of America

## 1. Introduction

The  $d$  coefficients of potassium titanyl phosphate (KTP) have been measured by many authors,<sup>1–6</sup> but only Boulanger *et al.*<sup>1</sup> have made a thorough investigation of their relative signs. From the size of  $d_{\text{eff}}$  as a function of the phase-matching direction, they concluded that the different  $d$  coefficients should have the same sign. Unfortunately, the absolute values of their  $d$  coefficients were not in agreement with those published by other authors.<sup>2–6</sup>

In a recent paper van der Mooren *et al.*<sup>7</sup> reported on the type-I phase-matching angles and conversion efficiency in KTP for second-harmonic generation (SHG) at a fundamental wavelength of 773–834 nm. Using a simplified model to calculate the  $d$  coefficients, they found that, within the error bars, their measurements were in agreement with the coefficients as published by Vanherzeele and Bierlein.<sup>2</sup> However, the agreement appears to be due to the fact that van der Mooren *et al.*<sup>7</sup> used a different  $d$  coefficient for the quartz reference with respect to Vanherzeele and Bierlein.<sup>2</sup> Also, the model they used was too simplified to explain the measured data in a correct way.

To clarify this confusing situation, we decided to reevaluate the nonlinear optical response of KTP. Using the Maker fringe technique and the model as described by Boulanger *et al.*,<sup>1</sup> we determined the absolute values and the relative signs of the relevant

$d$  coefficients. We demonstrate clearly that the relative signs are all the same. Although we also find the same  $d_{\text{eff}}$  as Boulanger *et al.*,<sup>1</sup> our values for the  $d$  coefficients are substantially larger and in much better agreement with those of Vanherzeele and Bierlein.<sup>2</sup>

## 2. Relative Signs of $d_{15}$ , $d_{24}$ and $d_{33}$

For KTP  $d_{\text{eff}}$  can be described with the field tensor  $F^{(2)}$  in the following way<sup>1</sup>:

$$d_{\text{eff}} = F_{15}d_{15} + F_{24}d_{24} + F_{31}d_{31} + F_{32}d_{32} + F_{33}d_{33}. \quad (1)$$

In Fig. 1 the field factors for type-I phase-matching SHG at a fundamental wavelength of 834 nm are plotted as a function of the phase-matching orientation. From Fig. 1 and Eq. (1) it is clear that the influence of  $d_{31}$  and  $d_{32}$  on  $d_{\text{eff}}$  is small in comparison with  $d_{15}$  and  $d_{24}$  and the use of Kleinmann's rule is allowed, as was supposed by Boulanger *et al.*<sup>1</sup>

It is also clear that the field factors  $F_{15}$ ,  $F_{24}$ , and  $F_{33}$  have the same shape as a function of the phase-matching orientation. Therefore it is not possible to subtract the values of the  $d$  coefficients from a single experiment for type-I phase matching as a function of the phase-matching direction, as was done by Boulanger *et al.*,<sup>1</sup> and these measurements should be used only as a check for the values that are determined in a different way.

First we determined the relative signs of  $d_{15}$  and  $d_{24}$ . We used the Maker fringe technique to measure the  $d$  coefficients of KTP relative to  $d_{11}$  of quartz (0.30 pm/V at 1064 nm). We performed these measurements at a fundamental wavelength of 1064 nm, and we found that  $|d_{15}| = 1.78$  pm/V,  $|d_{24}| = 3.37$  pm/V, and  $|d_{33}| = 17.4$  pm/V. These values agree well with those obtained by Vanherzeele and Bierlein<sup>2</sup> (see Table 1).

The authors are with the Research Institute for Materials, University of Nijmegen, Toernooiveld, 6525 ED Nijmegen, The Netherlands.

Received 30 October 1996; revised manuscript received 21 February 1997.

0003-6935/97/245902-03\$10.00/0

© 1997 Optical Society of America

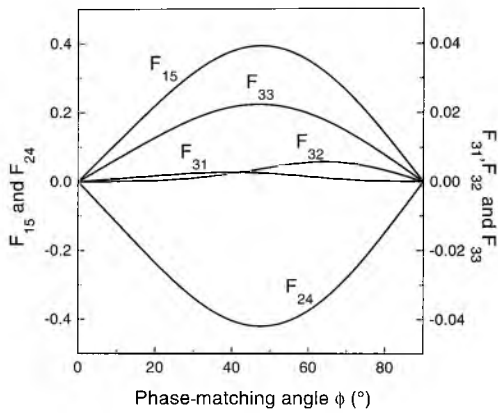


Fig. 1. Field factors for type-I SHG at a fundamental wavelength of 834 nm as a function of phase-matching angle  $\phi$ .

From this  $d_{\text{eff}}$  can be calculated for type-II phase matching for the propagation directions  $\phi = 25^\circ$  and  $\theta = 90^\circ$  once the relative signs are known. Assuming that  $d_{15}$  and  $d_{24}$  have the same sign gives a value of 3.09 pm/V, whereas different signs give 2.45 pm/V. Given the values in the literature<sup>2-6</sup> of approximately 3.2 pm/V, we can conclude that  $d_{15}$  and  $d_{24}$  must have the same sign.

For the calculations of  $d_{\text{eff}}$  for type-I phase matching we made use of Miller's rule to correct for the wavelength dependence. We calculated phase-matching curves and walkoff angles based on the refractive indices as given by Vanherzeele *et al.*<sup>8</sup>

Figure 2 shows the measurements from van der Mooren *et al.*,<sup>7</sup> which were corrected for the  $d_{11}$  they used for quartz, and the calculated curves for different signs of  $d_{33}$  with respect to  $d_{15}$  and  $d_{24}$ . From this it is obvious that the three important  $d$  coefficients should all have the same sign.

In Fig. 3 we plotted  $d_{\text{eff}}$  from the coefficients as given by other authors<sup>1-4</sup> (Table 1). Note that the  $d$  coefficients of Vanherzeele and Bierlein<sup>2</sup> give a better agreement between the calculation and the measurements than those we found with the Maker fringe technique. This might be due to the fact that the measurements of Vanherzeele and Bierlein<sup>2</sup> were performed at a fundamental wavelength of 880 nm, which is near the fundamental wavelength of the type-I phase-matching experiments. In that case the correction resulting from Miller's rule are smaller than for our measurements, for which the fundamental wavelength was 1064 nm.

Furthermore, we observed that the numbers given by Boulanger *et al.*<sup>1</sup> give the same  $d_{\text{eff}}$  although their values for different coefficients are approximately 1.3

Table 1.  $d$  Coefficients at a Fundamental Wavelength of 1064 nm

Coefficient (pm/V)	This Study	Boulanger <i>et al.</i> <sup>1</sup>	Vanherzeele and Bierlein <sup>2</sup>	Kato <sup>3,4</sup>
$d_{15}$	1.78	1.4	1.91	1.9
$d_{24}$	3.37	2.65	3.64	3.4
$d_{33}$	17.4	10.7	16.9	8.1

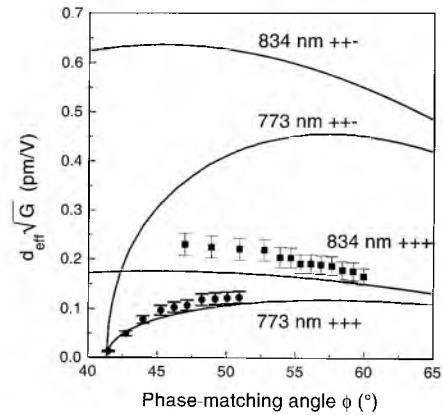


Fig. 2. Calculated (curves) and measured<sup>7</sup> (circles and squares)  $d_{\text{eff}}\sqrt{G}$  ( $G$  is the walkoff correction) as a function of phase-matching angle  $\phi$ . Calculations are made for the same sign (+++) and for different signs (+--) of  $d_{33}$  with respect to  $d_{15}$  and  $d_{24}$ .

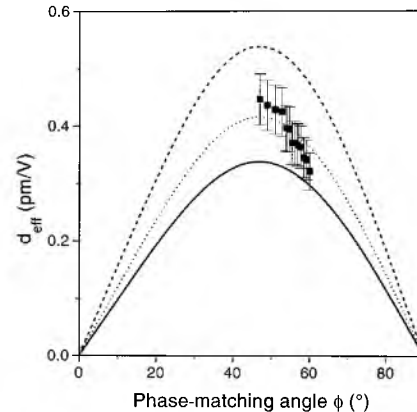


Fig. 3.  $d_{\text{eff}}$  for type-I SHG as a function of phase-matching angle  $\phi$  calculated from the  $d$  coefficients given by different authors (Kato,<sup>3,4</sup> dashed curve; Vanherzeele and Bierlein,<sup>2</sup> dotted curve; Boulanger<sup>1</sup> and the current study, solid curve).

times smaller. Therefore we conclude that it is hard to subtract the absolute values of the different  $d$  coefficients from a type-I phase-matching experiment.

### 3. Conclusion

We have determined the values and relative signs of the various  $d$  coefficients of KTP as well as  $d_{\text{eff}}$  using the Maker fringe technique. We have shown that the relative signs are all the same, as was reported by Boulanger *et al.*,<sup>1</sup> but that the absolute values are in much better agreement with those of Vanherzeele and Bierlein.<sup>2</sup> In conclusion, we can say that type-I phase matching for KTP in a small wavelength region is a useful technique to determine the relative signs of the  $d$  coefficients once the magnitudes are known.

Part of this study was supported by the Innovatieve Onderzoeks Projecten, which is financially supported by the Ministry of Economic Affairs.

## References

1. B. Boulanger, J. P. Fève, G. Marnier, B. Mënaert, X. Cabrol, P. Villeval, and C. Bonnin, "Relative sign and absolute magnitude of  $d^{(2)}$  nonlinear coefficients of KTP from second-harmonic-generation measurements," *J. Opt. Soc. Am. B* **11**, 750–757 (1994).
2. H. Vanherzeele and J. D. Bierlein, "Magnitude of the nonlinear optical coefficients of  $\text{KTiOPO}_4$ ," *Opt. Lett.* **17**, 982–984 (1992).
3. K. Kato, "Parametric oscillation at  $3.2\ \mu\text{m}$  in KTP pumped at  $1.064\ \mu\text{m}$ ," *IEEE J. Quantum Electron.* **27**, 1137–1140 (1991).
4. K. Kato, "Temperature insensitive SHG at  $0.5321\ \mu\text{m}$  in KTP," *IEEE J. Quantum Electron.* **28**, 1974–1976 (1992).
5. R. J. Bolt and M. van der Mooren, "Single shot bulk damage threshold and conversion efficiency measurements on flux grown  $\text{KTiOPO}_4$  (KTP)," *Opt. Commun.* **100**, 399–410 (1993).
6. R. C. Eckardt, H. Masuda, Y. X. Fan, and R. L. Byer, "Absolute and relative nonlinear optical coefficients of KDP,  $\text{KD}^*\text{P}$ ,  $\text{BaB}_2\text{O}_4$ ,  $\text{LiIO}_3$ ,  $\text{MgO}:\text{LiNbO}_3$ , and KTP measured by phase-matched second harmonic generation," *IEEE J. Quantum Electron.* **26**, 922–933 (1992).
7. M. H. van der Mooren, T. Rasing, and H. J. A. Bluysen, "Determination of type I phase matching angles and conversion efficiency in KTP," *Appl. Opt.* **34**, 934–937 (1995).
8. H. Vanherzeele, J. D. Bierlein, and F. C. Zumsteg, "Index of refraction measurements and parametric generation in hydrothermally grown  $\text{KTiOPO}_4$ ," *Appl. Opt.* **27**, 3314–3316 (1988).