

PDF hosted at the Radboud Repository of the Radboud University Nijmegen

The following full text is a publisher's version.

For additional information about this publication click this link.

<http://hdl.handle.net/2066/215197>

Please be advised that this information was generated on 2021-10-21 and may be subject to change.

ARTICLE

Query-based summarization of discussion threads

Suzan Verberne^{1,*}, Emiel Krahmer², Sander Wubben², and Antal van den Bosch^{3,4}

¹Leiden Institute for Advanced Computer Science, Leiden University, Leiden, The Netherlands

²Tilburg School of Humanities, Tilburg University, Tilburg, The Netherlands

³Centre for Language Studies, Radboud University, Nijmegen, The Netherlands

⁴Meertens Institute, Amsterdam, The Netherlands

*Corresponding author. Email: s.verberne@liacs.leidenuniv.nl

(Received 6 December 2017; revised 21 February 2019; accepted 22 February 2019; first published online 16 April 2019)

Abstract

In this paper, we address query-based summarization of discussion threads. New users can profit from the information shared in the forum, if they can find back the previously posted information. However, discussion threads on a single topic can easily comprise dozens or hundreds of individual posts. Our aim is to summarize forum threads given real web search queries. We created a data set with search queries from a discussion forum's search engine log and the discussion threads that were clicked by the user who entered the query. For 120 thread–query combinations, a reference summary was made by five different human raters. We compared two methods for automatic summarization of the threads: a query-independent method based on post features, and Maximum Marginal Relevance (MMR), a method that takes the query into account. We also compared four different word embeddings representations as alternative for standard word vectors in extractive summarization. We find (1) that the agreement between human summarizers does not improve when a query is provided that; (2) the query-independent post features as well as a centroid-based baseline outperform MMR by a large margin; (3) combining the post features with query similarity gives a small improvement over the use of post features alone; and (4) for the word embeddings, a match in domain appears to be more important than corpus size and dimensionality. However, the differences between the models were not reflected by differences in quality of the summaries created with help of these models. We conclude that query-based summarization with web queries is challenging because the queries are short, and a click on a result is not a direct indicator for the relevance of the result.

Keywords: query-based summarization; discussion forums; reference summaries; word embeddings; evaluation

1. Introduction

User-generated content in online forum communities is a valuable source of information. For example, it has been shown that patients are better informed if they participate in online patient communities (van Uden-Kraan *et al.* 2009). This is not only true for patients who post messages themselves but also for “lurkers” (i.e., forum users who do not post but only read) (van Uden-Kraan *et al.* 2008). New community members can profit from the information shared in the forum, if they can find back the previously posted information. However, discussion threads on a single topic can easily comprise dozens or hundreds of individual posts, which makes it difficult to find the relevant information in the thread (Bhatia and Mitra 2010). This has motivated the development of text mining methods for disclosing the information in forum communities, combining free text search with information extraction and summarization (van Oortmerssen *et al.* 2017). Automatic summarization can pivot information finding in long threads by reducing a thread to

© The Author(s) 2019. This is an Open Access article, distributed under the terms of the Creative Commons Attribution licence (<http://creativecommons.org/licenses/by/4.0/>), which permits unrestricted re-use, distribution, and reproduction in any medium, provided the original work is properly cited.

only the most important information, which can be helpful for patient communities, but also for many other kinds of discussion forums.

Following previous work in thread summarization (Bhatia, Biyani, and Mitra 2014; Verberne *et al.* 2017), we take an *extractive* summarization approach (Hahn and Mani 2000): extracting salient units of text from a document and then concatenating them to form a shorter version of the document. We approach the thread summarization task as a post-selection problem: selecting the most relevant posts from the thread and showing them in their original order, hiding the non-selected posts in between (Verberne *et al.* 2017). In this paper, we add an important aspect of user interaction for thread summarization: a search query for which a forum thread was retrieved. Our motivation for moving to *query-based* thread summarization is because discussion forums are often accessed through keyword queries.

Previous work in the context of the Document Understanding Conference (DUC) showed that having a question to focus the summary may help to improve agreement between the human reference summaries (Dang 2005). However, instead of using the elaborate queries developed for the DUC tasks (consisting of a title and a description), we address the problem of thread summarization for *real user queries*. We use queries entered in the search engine of a large, open discussion forum. These queries are short and underspecified, like queries entered in general web search engines and social media search engines such as Twitter search (Teevan, Ramage, and Morris 2011). Some examples from the query log on which we based our experiments that illustrate the query types are (translated to English): “samsung”, “trampoline”, “friends rotterdam”, “baby 7 months”, “marathon”, “involuntary childlessness”, “threesome,” and “irregular work hours”. This type of real user queries are much shorter and contain less information than the DUC-style topics.

Thus, in this paper we address the problem of query-based summarization with short user queries and we evaluate existing methods for that problem. A commonly used method for query-based summarization, especially in the context of web retrieval, is maximal marginal relevance (MMR) (Carbonell and Goldstein 1998). In previous works, MMR was successfully used for extractive summarization of meetings by Murray, Renals, and Carletta (2005), a task that is similar to discussion thread summarization, as meetings also consist of turns from different participants to the discussion. However, as opposed to the task that we address, the task addressed by Murray *et al.* was *query-independent*. In this paper, we evaluate MMR for *query-dependent* extractive summarization of discussion threads using short user queries, and compare it to a common *query-independent* method based on generic post features such as length, position, and centrality.

In addition, we follow up on work that shows the value of word embeddings as text representations in automatic summarization (Denil *et al.* 2014; Nallapati, Zhou, and Ma 2016; Zhang *et al.* 2016). Word embeddings are vector representations of words that represent the contextual semantics of words in a large corpus (the neighboring words, approximating the meaning of a word). Word embeddings can be learned from raw text without supervision. They became very popular with the release of word2vec in 2013, a word embedding toolkit that can efficiently train vector space models on large corpora (Mikolov *et al.* 2013). In this paper, we compare word embeddings to standard word-based vectors for query-based discussion thread summarization.

Our research questions are as follows:

- RQ1 How do human summaries of discussion forum threads change when a short user query is provided as focus of the summary?
- RQ2 How does maximum marginal relevance (MMR) perform on forum threads with real user queries?
- RQ3 Can we improve over MMR by including forum-specific summarization features in the model?
- RQ4 Does the use of word embeddings instead of standard word vectors as text representations lead to better summaries?

The contributions of this paper compared to previous work are as follows: (1) we evaluate the inter-rater agreement for query-based summarization with user queries from a query log; (2) we show that MMR fails for query-based discussion thread summarization with real user queries; (3) we prove the robustness of an extractive summarization approach for discussion summarization based on generic post features; and (4) we confirm the value of word embeddings as text representations in extractive summarization.

This paper is organized as follows. In Section 2, we discuss related research. In Section 3, we present the data set that we constructed for our experiments, followed by a description of our methods in Section 4. In Section 5, we analyze the collected reference summaries in order to answer RQ1 and RQ4. In Section 6, we present the experimental results for answering RQ2 and RQ3. We answer and discuss our research questions in Section 7 and formulate our conclusions in Section 8.

2. Related work

In this section, we first discuss previous literature on methods for extractive summarization (Section 2.1), followed by more specific literature on query-based summarization (Section 2.2) and summarization of discussion forum threads (Section 2.3), and finally related work on supervised learning with multiple human reference summaries (Section 2.4).

2.1 Methods for extractive summarization

In extractive summarization, the most salient units of text from the original document are concatenated to form a shorter version of the document. This is different from *abstractive* summarization, where the text is rewritten (abstracted) into a shorter text. The identification of the most salient text units in extractive summarization can be approached as a selection problem, a classification problem, or a ranking problem (Das and Martins 2007). In the selection approach (Carbonell and Goldstein 1998; Nallapati, Zhou, and Ma 2016), units are selected one by one in descending order of relevance, while taking into account the previously selected units. In the classification approach (Kupiec, Pedersen, and Chen 1995; Nallapati, Zhou, and Ma 2016), each unit is classified independently of the other units as either relevant or non-relevant. In the ranking approach (Gong and Liu 2001; Svore, Vanderwende, and Burges 2007; Toutanova *et al.* 2007; Metzler and Kanungo 2008; Amini and Usunier 2009; Shen and Li 2011; Sipos, Shivaswamy, and Joachims 2012; Dlikman and Last 2016) each unit is assigned a relevance score, then the units are ranked by this score, and the most relevant units are selected based on a threshold or a fixed cutoff (a predefined number of units or words). In this paper, we evaluate both a selection approach (selecting posts one by one in descending order of relevance) and a ranking approach (scoring all posts, rank them by the score and evaluate the ranking).

For most document types, the summarization units are sentences (Gupta and Lehal 2010). In the case of conversation summarization, the units are utterances (Murray, Renals, and Carletta 2005; Liu and Liu 2008; Penn and Zhu 2008; Marge, Banerjee, and Rudnicky 2010), and for discussion thread summarization the units typically are posts (Bhatia, Biyani, and Mitra 2014; Verberne *et al.* 2017). Most methods for extractive summarization select sentences based on human-engineered features. These include surface features such as sentence position and length (Radev *et al.* 2004), the presence of title words, the presence of proper nouns, content features such as word frequency (Nenkova and McKeown 2012), and the presence of prominent terms (Lin and Hovy 2000). Recently, deep neural network (DNN)-based approaches have become popular for extractive summarization. The motivation is that creating unit representations with the use of DNNs can “avoid the intensive labor in feature engineering” (Zhang *et al.* 2016: 1) by using low-dimensional vector representations (Cheng and Lapata 2016; Zhang *et al.* 2016).

Most DNN-based methods for extractive summarization use convolutional neural nets (CNN) to create abstract unit representations in the form of word embeddings (Denil *et al.* 2014). Some methods use word embeddings together with position information to represent units (Zhang *et al.* 2016). These unit representations are then used for calculating document centrality (sometimes called *salience* or *representativeness*), measuring how well the unit represents the information in the complete document. A number of methods combine salience with diversity in order to reduce redundancy (Yin and Pei 2015; Tsai *et al.* 2016). Fewer works use recursive neural networks (Cao *et al.* 2015b) or recurrent neural networks (RNNs) (Nallapati, Zhai, and Zhou 2016; Nallapati, Zhou, and Ma 2016), or a combination of CNNs and RNNs (Cheng and Lapata 2016).

The most important findings of the work with DNNs are (a) that word embeddings are successful text representations for the estimation of document salience (Denil *et al.* 2014; Nallapati, Zhai, and Zhou 2016; Nallapati, Zhou, and Ma 2016), but (b) the improvements over traditional methods are small and only significant for some datasets (Tsai *et al.* 2016); (c) when increasing the number of layers in the network (which is only sensible for large datasets), the performance increases marginally and might even decrease because of overfitting (Zhang *et al.* 2016); and (d) the models suffer from domain adaptation issues when tested on a different corpus (Nallapati, Zhou, and Ma 2016). Following up on those findings in this paper, we experiment with the use of word embeddings for the estimation of document centrality (representativeness) and query relevance.

2.2 Query-based summarization

Many previous methods for query-based summarization are directed at multi-document summarization (Li and Li 2014; Cao *et al.* 2015a). In the literature on automatic summarization, two distinct motivations are given for query-based summarization. The first is information finding: query-based document summaries make the result list of a search engine more tailored toward the information needs of the user (Park *et al.* 2006; Pembe and Güngör 2007). It was shown that users of search engines perform relevance judgments more accurately and more quickly when they are presented with a summary of the retrieved documents (Tombros and Sanderson 1998; Nenkova and McKeown 2011).

The second motivation is the development of higher quality reference summaries: the idea is that having a question to focus the summary can help to improve agreement in content between reference summaries (Dang 2005). In the context of the DUC, query-based summarization was part of a shared task in 2005 with 32 participating automatic summarization systems (Dang 2005). The systems had to answer a list of complicated questions, compiling the answer from collections of 25 to 50 texts. For each topic, four human-written summaries were created as reference (Hovy *et al.* 2006). In 2006, the goal of the shared task moved to real-world complex question answering. The task was to compose a “fluent, well-organized summary such that the target length does not exceed 250-words and that the summary of the documents should answer the questions in the topic statement” (Mohamed and Rajasekaran 2006: 1).

The most-referenced method for query-based summarization is MMR (Carbonell and Goldstein 1998). MMR combines query-relevance with information novelty (diversity). The goal is to minimize redundancy while maximizing query relevance when selecting text units for extractive summarization. Text units are chosen according to a weighted combination of their relevance to the query and their novelty with respect to the text units that have already been selected. MMR is defined as

$$\text{MMR} = \arg \max_{T_i \in T \setminus S} \left[\lambda(\text{Sim}(T_i, Q)) - (1 - \lambda) \max_{T_j \in S} \text{Sim}(T_i, T_j) \right] \quad (1)$$

where T is the set of all text units in the document that might be selected for the extractive summary, S is the set of previously selected units, and Q is the query. $\text{Sim}(T_i, Q)$ and $\text{Sim}(T_i, T_j)$

are both similarity measures, possibly computed in the same way (e.g., cosine similarity). λ defines the relative weight of both similarity components. Thus, MMR optimizes the weighted linear combination between the similarity of a text unit to a query (positively) and the similarity between the text unit and the most similar previously selected text unit (negatively), the latter component being a measure of diversity. MMR has been shown to be a successful method for query-based conversation summarization in previous work (Murray, Renals, and Carletta 2005).

There is some previous work addressing query-based summarization of user-generated content. Schilder and Kondadadi (2008) present a method for query-based summarization of customer reviews, where the query refers to a specific product. One previous paper addresses query-based summarization of discussion forums (Hussain, Prakadeswaran, and Prakash 2014). Like us, they approach the problem as a post-ranking task, but the main difference is that they propose a two-step approach, where the first step is the retrieval of relevant posts and the second step is further summarizing the retrieved posts. For the summarization, they identify relevant word features by applying latent semantic analysis (LSA) and latent dirichlet allocation (LDA). The authors do not provide an experimental evaluation, only showing precision scores for four queries, ranging from 62% to 78%.

2.3 Summarization for discussion forum threads

Over the last decade, some research has been directed at the summarization of forum threads (Zhou and Hovy 2005, 2006; Tigelaar, op den Akker, and Hiemstra 2010). The majority of the recent work addressed summarization of comment threads on news websites (Ren *et al.* 2011; Llewellyn, Grover, and Oberlander 2014; Giannakopoulos *et al.* 2015; Kabadjov *et al.* 2015; Aker *et al.* 2016; Barker *et al.* 2016). In the past decade, abstractive summarization techniques have been successfully applied to tasks related to discussion thread summarization, such as summarizing email threads (Zajic, Dorr, and Lin 2008), summarizing spoken and written conversations and meetings (Mehdad, Carenini, and Ng 2014; Oya *et al.* 2014), and Twitter topic summarization (Zhang *et al.* 2013). In our work, we choose to use extractive summarization, because in the retrieval of discussion threads we consider it to be of importance that the individual opinions of the forum members are not rephrased or aggregated.

The work that is most related to our work are the papers by Krishnamani, Zhao, and Sunderraman (2013) and Bhatia and Mitra (2014). Krishnamani *et al.* use topic models for representing forum posts, combined with post clustering on the basis of proper nouns, author, and date. They evaluate their method on both the DUC 2007 benchmark for multi-document summarization and on their own forum data and compare their results to the results of centroid-based summarization (MEAD; Radev *et al.* 2004). While on the DUC data their method outperforms MEAD, it is not consistently better on the forum data: for short summaries the centroid-based baseline gives better results than their experimental setting (Krishnamani, Zhao, and Sunderraman 2013).

Bhatia *et al.* take a feature-based approach in selecting the most relevant posts from a thread, thereby particularly investigating the use of dialog acts in thread summarization. They evaluate their method on two forums: *ubuntuforums.org* and *tripadvisor.com*, and find that for both datasets incorporating dialog act information as features improves results (Bhatia, Biyani, and Mitra 2014).

More recently, Condori and Pardo (2017) have compared extractive and abstractive methods for opinion summarization, focusing on product reviews. They found that summaries produced by extractive summarization methods have better informativeness than summaries produced by abstractive methods, although the extractive methods led to more redundancy in the summaries. Evaluation with human judges showed that in terms of the utility of the opinion summaries, the extractive methods were better than the abstractive ones (Condori and Pardo 2017).

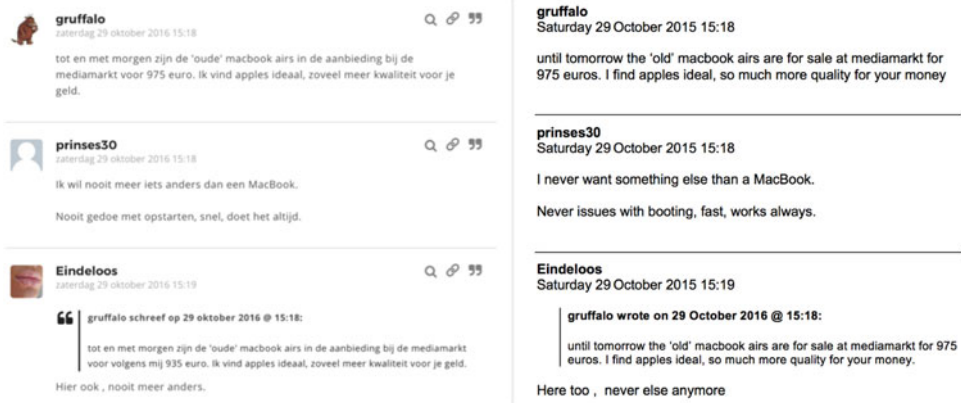


Figure 1. A screenshot of three messages in a thread on the Viva forum (left) with the translation to English (right). The bottom message contains a quote of an earlier post.

2.4 Supervised learning using multiple reference summaries

Reference summaries created by humans are commonly used for the evaluation of summarization systems (Dang 2005). Summarization is an inherently subjective task: human summarizers tend to disagree to some extent on the information that should be included in the summary (Liu and Liu 2008; Penn and Zhu 2008; Marge, Banerjee, and Rudnicky 2010). The agreement between human raters on the content of an extractive summary can be measured using the proportions of selected and non-selected units, and the percentage of common decisions (selected/non-selected). Agreement is then calculated in terms of Cohen's κ (Radev *et al.* 2003) for two raters or Fleiss' κ for multiple (more than two) raters (Landis and Koch 1977). In related work, κ scores between 0.1 and 0.3 are reported for the summarization of conversations (Liu and Liu 2008; Penn and Zhu 2008; Marge, Banerjee, and Rudnicky 2010) and a κ of 0.219 for discussion thread summarization specifically, which indicates fair agreement (Verberne *et al.* 2017).

The way we approach the problem of low inter-rater agreement is by having multiple raters create reference summaries. This was also done in the context of DUC, where multiple reference summaries per topic (at least four and up to nine) were created (Dang 2005). With five human summarizers per thread, we use voting as a measure for relevance: a post selected by (almost) all summarizers is more relevant than a post selected by zero or few summarizers. We use the number of votes for a post as dependent variable in a linear regression model (LRM) predicting the relevance of that post in a thread. The approach taken by Parthasarathy and Hasan (2015) on extractive speech summarization is similar to our method in that respect: they make use of multiple different reference summaries by assuming that text units that are selected by more raters are of higher importance than text units selected by fewer raters (Parthasarathy and Hasan 2015).

3. Data

3.1 The Viva forum dataset

In this study, we used data from the Viva forum,^a a Dutch discussion forum with a predominantly female user community. The Viva forum has 2.8 million registered users and 12 million page views per month, which makes it one of the largest Dutch-language web forums.^b Figure 1 illustrates what messages on the forum look like.

^a<http://forum.viva.nl>

^b<http://www.sanoma.nl/product/viva-online/>

Table 1. Example queries with titles of clicked threads in the Viva query log. The queries and titles have been translated to English for the reader's convenience. "peach1990" is a forum user name

Query	Title of clicked thread
Activities with toddler	Am I strict enough? Toddler troubles..
Toddler	Am I strict enough? Toddler troubles..
peach1990	Am I strict enough? Toddler troubles..
End of relationship	End of relationship and pregnant
No. relationship	End of relationship and pregnant
Relationship	End of relationship and pregnant
Relationship over and now	End of relationship and pregnant
Pregnant	End of relationship and pregnant
Pregnant relationship	End of relationship and pregnant
Nub	Nub theory 12 week scan
Nub theory	Nub theory 12 week scan

We created a reference data set for query-based thread summarization based on a sample of threads summarized in a previous summarization study (Verberne *et al.* 2017).^c In that study, we presented human raters from the Viva target group with a discussion thread of between 20 and 50 posts (median length: 34 posts) and asked them to select the most important posts. Each thread was summarized by 10 different raters. We also asked the raters how useful it would be for this thread to have the possibility to see only the most important posts (scale 1–5). A total of 106 threads were summarized: 100 randomly selected threads that have at least 20 posts, and 8 additional threads from category "Digi"—comprising technical questions—that have at least 20 posts, to be sure that our sample included problem-solving threads.

For the current follow-up study with query-based summarization, we obtained the query logs of the Viva forum search functionality.^d The query log contains over 1.5 million queries entered between May and December 2015. The average query length in the log data is 1.5 words, which is shorter than written queries in web search engines (3.2 words, according to Guy 2016) and comparable to queries in Twitter search (1.6 words, according to Teevan, Ramage, and Morris 2011).

There are 546,949 clicks on pages in the Viva query log. 329,653 of these lead to forum threads; the others are other pages in the Viva domain, such as blog posts and articles. From the 106 threads that were summarized in our previous study, we only kept the threads for which at least half of the participants had given a usefulness score of ≥ 3 , indicating that it would be useful for a thread to have the possibility to see only the most important posts. From the selected threads, we removed the threads without clicks in the query log. The result is a set of 42 threads with at least one unique query. Most threads had multiple queries connected to them in the query log; the total number of unique thread–query combinations is 120. We included all these combinations in our sample. Although this sample seems small at first sight, it is large in comparison to other manually created reference data sets for automatic summarization, especially because each thread–query pair is summarized by five human summarizers. Table 1 shows a number of example query–thread combinations.

^cThat data is available at <http://discosumo.ruhosting.nl>

^dSearch bar at the bottom of this page: <http://forum.viva.nl/>

Zoekvraag:

Deze zoekvraag is door een bezoeker van het Viva forum ingevoerd in de zoekfunctie van het forum. Het topic dat je hieronder ziet is het topic waar de daarna op geklikt heeft. Het kan zijn dat het topic toch niet zo relevant was als de bezoeker dacht; daarom vragen we anderen deze pagina om de relevantie van het topic voor de zoekvraag aan te geven.

Volledige topic

Selecteer de posts (door ze één voor één aan te klikken) die volgens jou het belangrijkst zijn voor het topic, gegeven de zoekvraag. Je bepaalt zelf hoeveel posts je selecteert maar probeer wel een bondige samenvatting te maken waarin niet te veel informatie dubbel is opgenomen.

[category: Reizen]
Intarbut of Marrakech?

Bijlke-er @ 11-11-2014 15:34
In februari zijn mijn lief en ik 1000 dagen samen en om dat te vieren (en gewoon omdat het een goeie aanleiding is om weer eens weg te gaan) ben ik op zoek naar een mooie, beetje 1001-nacht achtige bestemming om een dag of 5-7 heen te gaan, zo rond onze 1001e nacht samen.
Nu spelen voor zo ver ik weet de verhalen van 1001 nacht zich af in Parijs, ofwel Iran, en dat ligt me momenteel niet de meest veilige plek op aarde en ook best ver vliegen. Maar ik zat te twijfelen over Marokko of Turkije, en dan met name de steden Marrakech en Isarbut. Iemand hier die input/advies kan geven: welke is leuker, mooier, aan te raden?

[tag: 75] @ 11-11-2014 15:39
Leuk idee, romantisch!
Een vriendin is net terug van Isarbut en vond het daar erg mooi!
Heb haar nog niet gesproken dus verder nog geen tips etc.

Maaghting @ 11-11-2014 15:39
Ik ben er zelf nooit geweest maar ik heb gehoord dat Turkije op sommige behoorlijk toeristisch is geworden, veel Nederlanders.
Kan zijn dat dit bij Marokko ook zo is maar daar hoor ik dit weer niet van, wel dat het er erg mooi is...

Jouw selectie

Als je hieronder de door jou geselecteerde posts leest, kun je checken of je een goede samenvatting van het topic hebt gemaakt. Je kunt een post weer verwijderen of je selectie door erop te klikken.
Klik op de "Herzond selectie"-knop als je selectie af is. Als je geen enkele post hebt geselecteerd voor dit topic, leg dan in het opmerkingen-veld uit waarom.

[category: Reizen]
Intarbut of Marrakech?

Bijlke-er @ 11-11-2014 15:34
In februari zijn mijn lief en ik 1000 dagen samen en om dat te vieren (en gewoon omdat het een goeie aanleiding is om weer eens weg te gaan) ben ik op zoek naar een mooie, beetje 1001-nacht achtige bestemming om een dag of 5-7 heen te gaan, zo rond onze 1001e nacht samen.
Nu spelen voor zo ver ik weet de verhalen van 1001 nacht zich af in Parijs, ofwel Iran, en dat ligt me momenteel niet de meest veilige plek op aarde en ook best ver vliegen. Maar ik zat te twijfelen over Marokko of Turkije, en dan met name de steden Marrakech en Isarbut. Iemand hier die input/advies kan geven: welke is leuker, mooier, aan te raden?

Figure 2. A screenshot of the post-selection interface. The query (“Zoekvraag”) is on top of the screen and stays visible when scrolling. The left column (“Volledige topic”) shows the full thread while the right column (“Jouw selectie”) shows the rater’s selected threads (with the first post always selected). In the blue header, the category and title of the thread are given. Each cell is one post, starting with the author name and the timestamp.

3.2 Reference summaries by human raters

We recruited raters in the Viva forum target group (female, 18–45 years old) via the research participant system of Radboud University as a form of targeted crowdsourcing.^e All raters were familiar with the Viva forum. Each query–thread combination was summarized by five different raters. The raters decided themselves how many threads they wanted to summarize. At their first login they were presented with one example thread to get used to the interface. After that, they were presented with a randomly selected thread from our sample. They were paid a gift certificate if they completed at least ten threads. Figure 2 shows a screenshot of the post-selection interface. On top of the screen the query is shown in a search box-like format with the word “Zoekvraag” (search query) on the left. The left column of the screen shows the complete thread; the right column shows an empty table. By clicking on a post in the thread on the left it is added to the column on the right (in the same position); by clicking it in the right column it disappears again. The opening post of the thread was always selected.

The instructions in the left column read: “Please select the pieces of text (by clicking them one by one) that you think are the most important for the thread, given the search query. You can determine the number of selected posts yourself, but try to create a concise summary in which there is not too much redundant information.” The instruction text in the right column reads: “By reading your selection of posts you can check whether you created a good summary of the topic. You can remove posts from your selection by clicking on them. Click on the “Submit selection” button if your selection is final. If you did not select any posts, please explain in the comments field why.”

It is possible that the thread is not relevant to the query, because a click on a result does not necessarily indicate its relevance (Dupret and Liao 2010). Therefore, we also asked the raters to assess the relevance of the thread for the query, with the following explanation (in Dutch, below the search box with the query): “This query was entered in the search engine of the Viva forum by a forum visitor. The thread you see below was clicked by her. It could be that the thread was not as relevant as the visitor thought; for that reason we ask you to indicate the relevance of the thread for the query at the bottom of the screen.” The relevance was assessed by the raters on a scale of 1–5, 1 meaning “completely irrelevant” and 5 meaning “highly relevant.” This is similar to how relevance assessments are traditionally created in the context of evaluating information

^eTargeted crowdsourcing is a form of crowdsourcing in which workers are selected who are likely to have the skills needed for the target task, instead of open recruitment on a crowdsourcing platform (2014, 2015).

retrieval systems (Kekäläinen and Järvelin 2002; Alonso and Baeza-Yates 2011). One caveat is that it is sometimes difficult for raters to judge the relevance of the results if they were not the original poster of the query; the raters can only rely on the surface form of the query, without any context.

4. Methods

In this section, we describe two methods that we implemented: one method using query-independent post features (Section 4.1) and the query-dependent method MMR (Section 4.2). In Section 6.1, we list the baselines to which we compare our methods.

4.1 Method 1: query-independent post features (PF)

With five raters per thread, each post receives between 0 and 5 votes. We argue that the number of votes for a post is an indicator of its relevance: a post that is selected by all five raters can be expected to be more relevant than a post that is selected by only one or two raters. Thus, we train an LRM in which the number of votes for a post is the dependent variable and a set of post features are the independent variables. The post features that we used as independent variables are taken from the literature on extractive summarization (Weimer, Gurevych, and Mühlhäuser 2007; Tigelaar, op den Akker, and Hiemstra 2010; Bhatia, Biyani, and Mitra 2014; Verberne *et al.* 2017). The most commonly used feature types in the literature are the position of the post in the thread, the representativeness (centrality) of the post for the thread, the prominence of the author, the readability of the post, and the popularity of the post. All these features are language-independent, meaning that they can be extracted for any discussion forum thread without knowing the language of the thread.

Because of the successful results with word embeddings as representation of text units in extractive summarization (Denil *et al.* 2014; Nallapati, Zhou, and Ma 2016; Zhang *et al.* 2016), we added representativeness features to the feature set that are based on word2vec representations. An advantage of using the word embeddings instead of the literal words is that the similarity between a post and the title will be non-zero even if none of the words overlap. For example, the cosine similarity between the literal word vectors for the following example title and post is zero, while the cosine similarity between the word2vec representations is relatively high, due to semantic similarity between the individual words:

title: “Op date gaan terwijl je niet helemaal lekker in je vel zit..”

Going on a date while you are not feeling well..

post: “Laat even weten hoe het gegaan is Avonturiertje? Fijne avond”

Let us know how it went Avonturiertje? Have a good evening

We compared a number of word2vec models for this purpose, which are listed in Table 2. We used one pre-trained model that was trained on the Dutch Wikipedia by Tulkens, Emmery, and Daelemans (2016).^f In addition, we trained three models on the Viva corpus, using gensim with the same parameters as the Wikipedia model (min_count = 5, window = 11, negative = 15),^g only varying the number of dimensions. The model Viva320 has the same number of dimensions as the pre-trained Wikipedia model; we chose the dimensionality of 100 (Viva100) because that is the default value in gensim word2vec, and the dimensionality of 200 (Viva200) as middle way between 100 and 320. When training the word2vec models on the Viva corpus, we excluded the threads that are in our sample in order to prevent overfitting.

^f Available from <https://github.com/clips/dutchembeddings> (Tulkens, Emmery, and Daelemans 2016)

^g An explanation of the parameters can be found at <https://radimrehurek.com/gensim/models/word2vec.html>.

Table 2. Word2vec models that we compare for the representativeness features. The Wikipedia model was pre-trained the Viva models were trained by us. All models were trained with a window size of 11 and a minimum count of 5 for words to be included in the model

Model name	Corpus	Corpus size	Number of dimensions
Wiki320	Dutch Wikipedia	392 Mw	320
Viva320	Viva forum sample	22 Mw	320
Viva200	Viva forum sample	22 Mw	200
Viva100	Viva forum sample	22 Mw	100

We used each of these models with two different methods for computing the similarity between a post and the thread (or title) as measure for the post's representativeness: cosine similarity and word mover's distance (Wan and Peng 2005; Kusner *et al.* 2015). For computing the cosine similarity, we took the following steps:

1. get the word vector from the word2vec model for each of the non-stopwords in the post;
2. average these word vectors into one vector representing the post (Kenter, Borisov, and de Rijke 2016);
3. get the word vector from the word2vec model for each of the non-stopwords in the thread (or title);
4. average these word vectors into one vector representing the thread (or title);
5. measure the cosine similarity between the two average vectors.

For the word mover's distance, we used the implementation by Kusner *et al.* (2015).^h We converted distance to similarity by using 1 minus the word mover's distance as similarity measure. Before evaluating the models in the context of the automatic summarizer, we first do a separate (intrinsic) evaluation of the models (Section 5.3).

All post features are listed in Table 3. We standardize feature values by converting them to their *z*-value using the mean and standard deviation per feature (a standard procedure for regression analysis). For evaluation, we use five-fold cross validation by splitting the set of threads in five partitions, and in five runs train on four partitions and test on the fifth. We then report means and standard deviations for the evaluation scores over the raters (micro averages, weighted by the number of threads summarized by each rater). Note that in this feature set the query is not taken into account; thus, the posts get the same prediction from the LRM, independent of the added query.

The regression analysis also allows us to see the contribution of each of the post features to the post ranking. We will evaluate that in Section 5.3.

4.2 Method 2: Maximum marginal relevance (MMR)

We implemented MMR as method for query-based summarizationⁱ because it is the most-referenced method for query-based summarization in the literature and it has been shown to be a successful method for query-based conversation summarization (Murray, Renals, and Carletta 2005), which is a similar task to ours. MMR is an unsupervised method, which might be at a disadvantage compared to Method 1. Using a supervised approach has advantages over using an unsupervised approach, against the costs of creating training data. On the other hand, MMR has

^h<http://vene.ro/blog/word-movers-distance-in-python.html>

ⁱOur implementation can be found at https://github.com/DISCOUMO/query-based_summarization

Table 3. Post features

Category	Description
Position	Absolute position in the thread
Position	Relative position in the thread (post position divided by no. of posts)
Popularity	No. of responses (quotes) to the post
Representativeness	Cosine sim between post and thread (term counts vectors)
Representativeness	Cosine sim between post and title (term counts vectors)
Readability	Word count
Readability	Unique word count
Readability	Type-token ratio
Readability	Relative punctuation count (no. of punctuation marks divided by total no. of characters)
Readability	Average word length (no. of characters)
Readability	Average sentence length (no. of words)
Author prominence	Proportion of posts in thread by author of current post
Representativeness	Cosine sim between post and thread (word2vec representations)
Representativeness	Cosine sim between post and title (word2vec representations)

the claimed advantage of using the query, as opposed to our feature-based approach (LRM). Given the success of MMR with unsupervised query-based summarization in prior work, we expect the method to be fit for our problem.

The central components of MMR are the similarity functions $Sim(T_i, Q)$ and $Sim(T_i, T_j)$ (see Equation 1). We compare two different similarity metrics for these functions:

1. the cosine similarity between the word vectors (tf-idf term weights);
2. the cosine similarity between the average vectors over the word embeddings from the best performing word2vec model from Section 4.1

We tokenize the queries by splitting on non-alphanumeric characters and lowercased them. Because the queries in our data are short (1.5 words on average) and we do not want to remove any potentially relevant information we do not remove stopwords or apply lemmatization.^j

We select posts from the thread by iteratively going over the unselected posts in order of posting (from top to bottom in the thread), finding the post with the MMR, and add it to the set of selected posts, with its MMR score. If two or more posts have equal MMR, we order them by position in the thread. We also investigate the effect of varying MMR's parameter λ . Note that MMR is a language-independent method, just like method 1; it can be applied to discussion forum threads without knowing the language of the forum.

4.3 Combining query information with post features

We will evaluate PF (post ranking based on query-independent post features) and MMR (post selection based on MMR) separately and use the best performing of the two as the basis for our experimental setting in which we combine query information with post features. In the next section, we will first analyze the collected reference summaries.

^jIn fact, almost all queries are singular noun lemmas, for example, *relatie* “relationship”, *badkamer* “bathroom”, *marrakech*, *burn out*, *nieuwe macbook* “new macbook”).

Table 4. Statistics of the reference set

Number of raters	19
Mean (stdev) age	22 (3.3)
Number of reference summaries	600
Median (stdev) number of selected posts per thread	5 (4.8)
Mean (stdev) relevance score assigned to a thread given the query	2.8 (0.9)

5. Analysis and comparison of the reference summaries

All raters belonged to the target group of the Viva forum: 19 women (average age = 22 years, SD = 3.3). They together created 600 (120 × 5) reference summaries. The median number of selected posts per thread combination is 5 (mean 6.0), with a large standard deviation (4.8). The highest number of posts selected for a thread is 28, and the lowest is 0. In the following subsections, we will investigate and discuss the relation between query and post selection (5.1), a comparison and analysis of the inter-rater agreement with and without query (5.2), and the features of the selected posts (5.3). The statistics of the reference set are summarized in Table 4.

5.1 Relation between query and post selection

The average relevance score assigned to a thread given the query was 2.8 on a 5-point scale, with an average standard deviation per thread of 0.9. Half of the query–thread combinations (59 out of 120) received a mean relevance score of at least 3 from the raters. This indicates that for half of the queries, the clicked thread was considered irrelevant, which confirms previous research that a click on a result is not necessarily an indicator for relevance (Dupret and Liao 2010), and that it is sometimes difficult for raters to judge the relevance of results for someone else’s query.

There is a significant positive relationship between the relevance score assigned by a user and the number of posts selected by that user (Kendall $\tau = 0.234$, $P < 0.0001$). Thus, the more relevant the thread is for the query, the more posts are selected for the summary.

Posts that contain the literal query get selected significantly more often than posts that do not contain the query: $\chi^2(1, N = 25056) = 123.19$, $P < 0.0001$, but the association is weak: Cramer’s $V = 0.07$, where 0 means that there is no association between variables.^k

5.2 Inter-rater agreement (RQ1)

We investigated the agreement between human raters on which posts should be included in the summary given a query. In previous work, we reported inter-rater agreement in terms of Cohens κ , Fleiss’ κ , the Jaccard similarity coefficient (Verberne *et al.* 2017).^l In order to calculate Cohen’s κ in a pairwise fashion, we computed the agreement between each pair of raters for each thread. If both raters selected 0 posts, we set $\kappa = 1$. We also report the Jaccard similarity coefficient, which is calculated as the size of the intersection divided by the size of the union of the two sets of selected posts. If both raters selected 0 posts, we set Jaccard = 1. The three previously used agreement metrics all measure agreement on the granularity level of complete posts. One problem of that approach is that it does not take the content of a post into account. Two raters might select two different posts, but the two posts might be very similar. Both κ and Jaccard result in 0 for the selection of two distinct but highly similar posts. We therefore added ROUGE-2 as an additional

^k N is the total number of posts in the data times the number of raters times the number of unique queries for the thread.

^lFleiss’ κ measures inter-rater agreement for multi-rater data, and Cohen’s κ for separate pairs of raters. The former seems more appropriate as we have 5 raters per thread, but the latter would be conceptually correct because we do not have *the same* 5 raters for each thread. Here we report both Fleiss’ κ and Cohen’s κ .

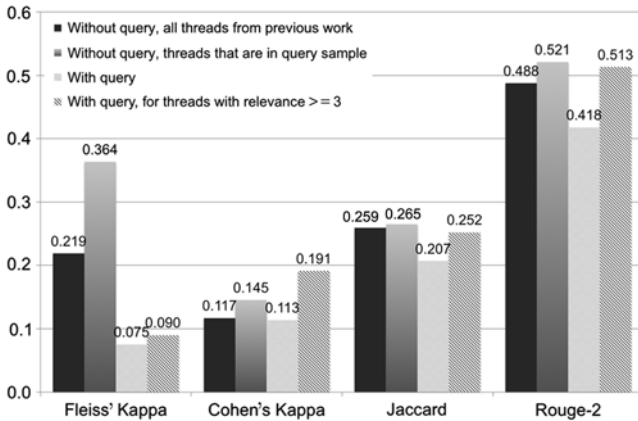


Figure 3. Inter-rater agreement in terms of Fleiss κ , Cohen's κ , Jaccard similarity coefficient, and ROUGE-2, for four thread sets: the data published in Verberne *et al.* (2017) (post selection without query), a subset from that data that contains only the threads that are also in the query sample; the current data with queries; and the current data for the threads with a mean relevance score of at least 3 for the given query according to the human summarizers.

agreement metric, computing the overlap between two human summaries on the granularity level of word bigrams instead of complete posts (see Section 6.1 for a more elaborate explanation of ROUGE-2).

The results for the four metrics are in Figure 3. Four different samples are compared (bars from left to right): (1) all threads summarized without query in previous work (Verberne *et al.* 2017); (2) the subset from those threads that also are present in the sample for query-based summarization; (3) the same threads summarized *with* query; and (4) the subset from those threads for which the human summarizers gave a mean relevance assessment of at least 3.

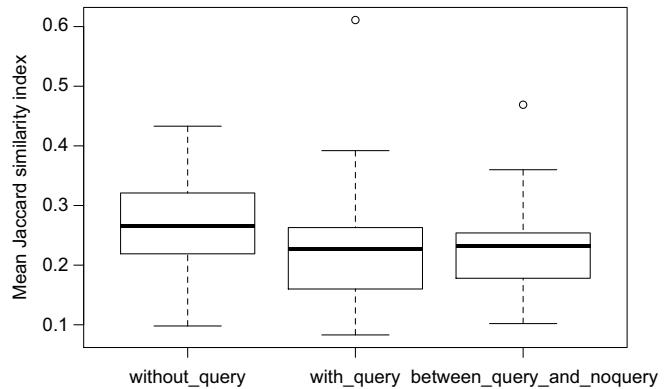
One problem with the κ measures for inter-rater agreement is that they are ill-suited for data with a large class imbalance (Powers 2012; Xu and Lorber 2014). In post selection, we observe a large class imbalance because the majority of posts is not selected. This effect is the most visible in the results for Fleiss' κ . In computing the chance agreement, Fleiss' κ uses the total number of post selections (by all raters) and the total number of non-selections (by all raters). These numbers are 9239:28971 for the query-independent post selection data from the previous study. With a chance agreement of 0.633 and a measured agreement of 0.713, Fleiss' κ was 0.219. In the query-dependent case, the class imbalance becomes worse, that is, 3673:45654, giving a chance agreement of 0.862. With a measured agreement of 0.873, Fleiss' κ is only 0.075. If we only consider the threads that were judged as relevant to the given query (the rightmost bar) then the agreement is slightly better, but Cohen's $\kappa = 0.191$ at the most.

The class imbalance effect causes the κ statistics to be less suited. Therefore, we will further focus on the results in terms of the Jaccard coefficient and ROUGE-2. Jaccard is a measure for the size of the overlap between the summaries of the two raters, on the post level; a coefficient of 0.25 means that on average 25% of the posts selected by the two raters overlap. ROUGE-2 is a measure for the size of the overlap on the word bigram level; a score of 0.25 means that on average 25% of the word bigrams overlap between two raters. The results for both metrics indicate that adding a query to the summarization task does not lead to a higher agreement between the human summarizers. The direct comparison between the second and third bar, which include the same set of threads without and with query, shows that the agreement for the with-query setting is not higher—in fact, it is lower—than the agreement for the without-query setting.

We investigate this in more detail by analyzing the dispersion of Jaccard values between pairs of summaries (recall that Jaccard is a pairwise overlap measure, between two individual summaries). We compare three sets of Jaccard values:

- the Jaccard values between pairs of summaries created for the same thread by different raters, without a query given

Figure 4. Dispersion of the Jaccard similarity index between individual summaries for the same thread, either both without query, both with query, or one with and one without query.



- the Jaccard values between pairs of summaries for the same thread by different raters, with the same query given
- the Jaccard values between pairs of summaries for the same thread by different raters, one with query and one without query

The dispersions of these three sets of Jaccard values are in Figure 4. The mean Jaccard for `between_query_and_noquery` is almost equal to the mean Jaccard for `with_query`. This suggests that the differences between two individual summaries cannot be explained by the presence of the query; the individual differences between human raters are larger. On the other hand, we see that the mean Jaccard for `without_query` is higher than for `with_query`. A paired *t*-test on mean Jaccard values per thread indicates that this difference is significant with $P = 0.01$.^m

It is surprising that the agreement between human summarizers decreases when a query is added to the task. It could be that the query has a different effect for different raters: some raters might be influenced more by the query than others. Another cause could be that the query confuses the raters because many queries are short and underspecified (e.g., “pregnant”, “toddler”); some raters might have summarized the thread independently of the query because they judged the query as irrelevant, whereas others might have tried to summarize the aspects covered by the query.

It was argued in the context of DUC that having a question to focus the summary can help to improve agreement in content between the model summaries (Dang 2005), but unfortunately, none of the previous work on query-based summarization reports inter-rater agreement scores. Our findings contradict the assumption that the addition of a query will improve inter-rater agreement. This is most likely related to the nature of our query data compared to the DUC topics: we have short queries (mostly 1 or 2 words) from a query log, while DUC involves well-formed explicit questions, consisting of a title and a narrative, formulated by the task organizers.

5.3 Analysis of post features for human-created summaries

5.3.1 Comparison of representativeness models

We compared word vectors and word embeddings from several word2vec models as representations of posts and threads in the representativeness feature, with 2 different similarity metrics. The results of this comparison are in Table 5. The models all significantly correlate with the human post ranking, and they all significantly correlate with each other. The correlation with the human post ranking is stronger for the word embeddings models than for the standard word vectors, and cosine similarity gives stronger correlations than word mover’s distance. The results indicate that it is possible to get better representativeness models with word embeddings compared to standard word vectors. Table 5 also shows that the Viva models outperform the larger pre-trained

^mWe can do a paired test on these values because the same set of threads is included in the comparison.

Table 5. Evaluation of models for representativeness: 5 different representations for posts and threads (words or word embeddings trained on two different corpora) and 2 different similarity metrics (cosine similarity or 1 minus the word mover’s distance).

Post/thread representation	Correlation with human post ranking (Kendall τ)	
	Cosine similarity	1-wmd
Word vectors	0.317	0.255
Word2vec_Wiki320	0.321	0.291
Word2vec_Viva320	0.345	0.296
Word2vec_Viva200	0.345	0.292
Word2vec_Viva100	0.335	0.293

All correlations are significant with $P < 0.0001$

Table 6. Post features that are significant predictors for the number of selected votes, sorted by the absolute value of the regression coefficient β ; the independent variable with the largest effect (either positive or negative) is on top of the list.

Category	Feature	β coef	signif.
Popularity	No. of responses (quotes) to the post	-1.07	***
Position	Absolute position in the thread	-0.32	***
Readability	Unique word count	0.25	***
Representativeness	w2v cosine sim between post and thread	0.15	***
Readability	Type-token ratio	-0.13	***
Author prominence	Proportion of posts in thread by author of post	-0.12	***
Readability	Average word length (no. of chars)	0.09	***

*** indicates a $P < 0.001$

Wikipedia model, which indicates that domain is more important than corpus size in training meaningful word2vec models.

The best performing models are the 200-dimensional and the 320-dimensional Viva forum model. We will use Word2vec_Viva320 in our summarization experiments. The differences between the models as listed in Table 5 do not necessarily translate to significantly different summaries. We will investigate the effect of using the best word2vec model compared to standard word vectors in Section 6.2.

5.3.2 Analysis of the LRM

Table 6 shows the ranking of the post features that significantly predict the number of votes for a post, according to the linear regression analysis. As representativeness feature, we used the cosine similarity between the word2vec representations from Word2vec_Viva320. The feature ranking is mostly similar to the feature ranking previously found in Verberne *et al.*, (2017) for query-independent summarization. This suggests that the characteristics of the selected posts are independent of the presentation of a query: posts in the beginning of the thread, posts that are relatively long, and posts that are representative of the thread tend to be selected more often.

One coefficient that stands out negatively is the number of responses (quotes) to the post. The number of responses for a post is counted as the number of later posts that literally quote part of the post (using the quote function of the forum). In the data for query-independent summarization, this coefficient was also negative, but much smaller (0.08). We had a more detailed look at our sample in order to find out what types of posts are quoted in later posts. Only 176 out of the 1571 posts (11%) in our data are quoted at least once, most of them exactly once. The majority of the quoted posts is relatively short, and quoted as a whole. 73 contain a question mark (e.g.,

“Maybe it is much more busy in a group practice?”); 40 contain an emoticon (e.g., “Ahhhhhh, please let me get my crystal ball?! ;)”), and 48 quote a previous post themselves. Questions and jokes are typically not the type of posts that are relevant for a (query-based) summary because the implicit goal of the summary is to answer the query. “Responses being responded to” constitute a form of conversation (discourse) that is not effective to select for the summary because the messages are meaningless without context. Thus, these types of messages that get quoted in the forum are typically messages that are not relevant for the (query-based) summary, and therefore the coefficient for the number of responses is negative.

6. Results of the automatic summarization methods

We will first explain our evaluation method (Section 6.1), then evaluate and compare the two methods (Section 6.2), and finally discuss and evaluate combinations of the methods (Section 6.3).

6.1 Evaluation method

Since our methods generate a score per post, we can consider our extractive summarization approach as a ranking problem (see also Section 2.1). Transforming the *ranking* of posts into a summary requires the setting of a cutoff point, either after a fixed number of posts or threshold-based using the output score of the algorithm. The disadvantage of both approaches is that they require the tuning of the threshold parameter. Therefore, we now choose to first evaluate the ranking using a Precision–Recall curve, increasing the number of selected posts from 1 to 20. We compare our methods to an oracle ranking: the ranking of the posts on the basis of the number of votes they received from the human summarizers when creating the reference summaries. We can consider this oracle ranking the upper limit for our automated summarizers.

Note that use of precision and recall for the evaluation of extractive summarization is a rather strict evaluation method: if the model selects a post that was not included in the reference summary, then this post is considered a false positive, even if the content of other posts in the reference summary is largely overlapping with this model-selected post. This effect is more severe in the case of texts with much redundancy. The common evaluation metric ROUGE- N adopts a more flexible approach to measuring the overlap between the automatic summary and the human reference summary by counting the textual overlap (on the n -gram or word level) between both summaries (Lin 2004; Murray, Renals, and Carletta 2005; Tsai *et al.* 2016). ROUGE- N is recall-oriented: the number of overlapping n -grams is divided by the number of n -grams in the reference summary. This means that longer summaries tend to have a higher ROUGE- N score. For that reason, ROUGE is commonly used to evaluate summaries of the same length (Dang 2005). Since the methods we compare do not necessarily generate summaries of the same length (because posts are of diverse lengths), we not only report ROUGE- N recall but also ROUGE- N precision. We set $N = 2$.

We report ROUGE-2 for summaries with a fixed number of posts selected by each method. As cutoff for this fixed number of posts we use the number of posts that gives the maximum F1-score in the oracle ranking—this point (k) denotes the optimal balance between Precision and Recall according to the human summarizers.¹ For this cutoff point, we also add four baselines:

- a position baseline (selecting the k first posts of a thread)
- a length baseline (selecting the k longest posts from a thread)

¹If both the model and the human rater selected 0 posts, we set Precision = Recall = ROUGE- N = 1.

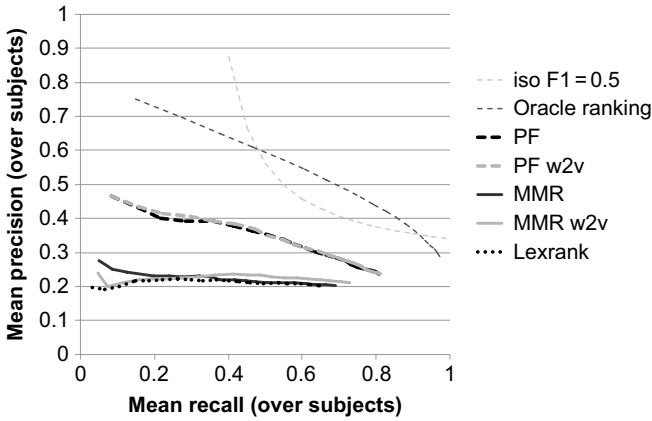


Figure 5. Precision–Recall curve for all methods on query-based post selection. For the MMR methods, $\lambda = 1.0$. The word2vec model is Word2vec_Viva320. “Oracle ranking” is the ranking of the posts based on the number of votes by the human summarizers. Iso-F1 = 0.5 denotes the curve for all combinations of Precision and Recall for which F1 = 0.5.

- a centroid-based baseline (selecting the k posts that are the most representative for the thread in terms of cosine similarity)
- Lexrank (Erkan and Radev 2004)^o

The centroid-based baseline as well as Lexrank are commonly used strong baselines in extractive summarization, among others by Krishnamani *et al.* (2013) for discussion forum summarization.

6.2 Comparison of the methods (RQ2 and RQ4)

6.2.1 Precision–Recall curves

The Precision–Recall curves for the methods are in Figure 5. The oracle ranking shows a monotonically decreasing line: precision decreases from 75.2% to 28.6% while recall increases from 14.9% to 97.1%. The maximum F1 that is reached for the oracle ranking is 57.4%, at a cutoff of 9 posts. Therefore, we set $k = 9$ for evaluation in terms of ROUGE-2.

The curves for PF (query-independent post features) are monotonically decreasing, almost parallel to the oracle ranking, but a large margin below it. The two dashed curves with and without word2vec almost fall together. This indicates that although the Word2vec_Viva320 model performed better in the model evaluation than the standard word vectors (Table 5), the effect of this difference on the quality of the summarizations is negligible (RQ4). The curves for Lexrank and MMR are far below those for PF, and only slightly decreasing. With word2vec, MMR does not structurally improve: For a small number of posts (fewer than 9), MMR without word2vec works slightly better, while for a larger number of posts (9 and higher), MMR word2vec yields slightly better results. Although MMR and Lexrank are reported as good methods for extractive summarization in the literature, they are not successful for our data.

6.2.2 Optimizing MMR

We investigated the importance of the diversity component relative to the query similarity component in MMR by varying λ (see equation 1) between 0.0 (only the diversity component) and 1.0 (only the query similarity component) in steps of 0.1 for all five partitions in a cross-validation setting. The results (over all partitions) in terms of ROUGE-2 and F1 for a summary length of 9 posts are in Figure 6.

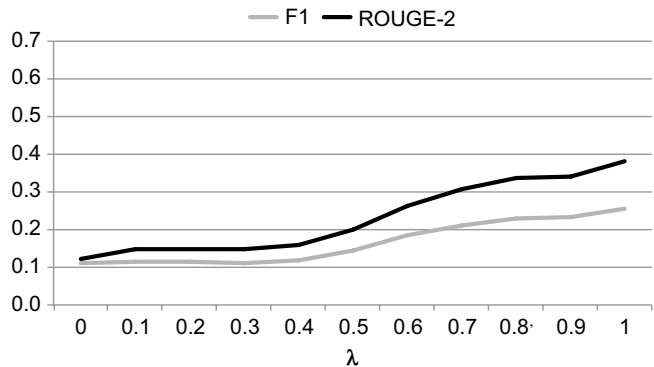
^oWe used the Lexrank package available from <https://pypi.org/project/lexrank/>

Table 7. Precision, Recall, F1, ROUGE-2 Recall and ROUGE-2 Precision scores for all methods, with a summary length of 9 posts. All scores are means over the 5 reference summaries and the thread-query combinations.

Method	R	P	F1	ROUGE-2 R	ROUGE-2 P
Position baseline	43.7%	27.1%	33.4%	39.0%	39.7%
Length baseline	39.4%	23.4%	29.4%	58.4%	30.7%
Centroid baseline	49.4%	28.7%	36.3%	64.1%	33.3%
Lexrank	33.1%	21.8%	26.2%	51.2%	31.2%
Post feats (PF)	54.8%	34.0%	<u>41.9%</u>	<u>66.0%</u>	36.5%
Post feats w2v	54.6%	33.9%	<u>41.8%</u>	<u>65.6%</u>	36.3%
MMR, $\lambda = 1.0$	35.4%	22.8%	27.8%	39.7%	33.7%
MMR w2v, $\lambda = 1.0$	36.5%	23.2%	28.4%	38.2%	33.5%
Combined 1 (1-level LRM)	55.5%	34.5%	<u>42.6%</u>	66.1%	36.9%
Combined 2 (2-level LRM)	57.0%	35.3%	43.6%	66.1%	37.5%
Oracle	75.7%	46.4%	57.5%	72.6%	50.4%

Boldface indicates the highest scoring method per evaluation metric. Underlined scores are not significantly different from the highest score (only measured for F1 and ROUGE-N R)

Figure 6. The effect of the parameter λ in MMR on the quality of the query-based summaries, in terms of F1 and ROUGE-2, at an cutoff of 9 posts. $\lambda = 0.0$ means only the diversity component is used; $\lambda = 1.0$ means that only the query similarity component is used.



The curves indicate that the best ROUGE-score (38.2%) and the best F1 (25.6%) are obtained at $\lambda = 1.0$. This means that query similarity alone, without the diversity component, gives the best results. This is surprising, for two reasons: (a) since the raters were explicitly instructed to create a summary in which redundancy was avoided, it would have made sense if the diversity component would select good posts, and (b) since we found that the influence of the query on the summaries is relatively small (see Section 5), we would not expect the query similarity component to select good posts. On the other hand, the quality of the created summaries with optimal λ value is still relatively low; thus, the success of the query similarity component is limited. Below, we will report the results for MMR with $\lambda = 1.0$.

6.2.3 Detailed results for a fixed summary length

The results in terms of Precision, Recall, F1 and ROUGE-2 for a summary length of nine posts are in the upper half of Table 7. The position baseline gives the best results in terms of ROUGE-2 precision, while the length baseline outperforms the position baseline in terms of ROUGE-2 recall—an effect of the longer summaries having an advantage with recall-oriented metrics. The centroid-based baseline gives better results than the length and position baseline on almost all metrics, indicating that of the three important features length, position and representativeness, the latter is the most informative.

Lexrank and the MMR methods perform worse than any of the three baselines. According to a paired *t*-test on individual ROUGE-2 scores for thread–query–rater tuples, the difference between MMR and MMR word2vec is not significant ($P = 0.38$).

The F1 for the query-independent post features on the query-based data is 41.9%, which is close to the F1 in Verberne *et al.* (2017) for the query-independent summarization task (45.2%). The recall is 54.8% (stdev = 10.3 %) and the precision is 34.0% (stdev = 19.1%) This confirms the finding in Section 5.3 that the posts that are selected with and without query have similar characteristics. We also see that PF performs reasonably well in terms of ROUGE-2, compared to the oracle ranking: 66.0% Recall and 36.5% Precision. This indicates that, on average, two-thirds of the word bigrams from a reference summary are also contained in the automatic summary, and more than one third of the word bigrams from the automatic summary are also part of the reference summary. The difference between post features and post features with word2vec is not significant ($P = 0.82$ according to a paired *t*-test on individual ROUGE-2 scores for thread–query–rater tuples).

In summary, the method using query-independent post features clearly outperforms Lexrank and MMR. Both Lexrank and MMR are outperformed by the informed baselines based on position, length, and centrality of the posts. There is definitely room for improvement, which we address in the next subsection.

6.3 Combining post features with query information (RQ3)

We saw in the previous section that MMR with query similarity as only component ($\lambda = 1.0$) gives better results than the position and length baselines. Thus, we reason that adding query relevance to the post selection model might lead to improved summaries for a subset of the threads. We implemented three different query–post similarity metrics for incorporating query relevance in the post ranking:

- a) the cosine similarity between word vectors (tf-idf term weights) (“query similarity”);
- b) the cosine similarity between the average vectors over the word embeddings (“query similarity word2vec”);
- c) the cosine similarity between the query vector expanded with the 5 most similar terms from the word2vec model for each query word and the word-based post vectors (“expanded query similarity”).^P

We again used the best-performing word2vec model from Section 5.3 to generate the word embeddings (Word2Vec_Viva320).

Now we have the LRM with query-independent post features as baseline method, and three additional features that operationalize query–post relevance: “query similarity”, “query similarity word2vec,” and “expanded query similarity.” We investigate two methods for incorporating these query relevance metrics in the post ranking:

1. Expanding the LRM from Section 4.1 with the three query relevance metrics (“Combined 1”: first-level LRM);
2. Learning four independent ranking functions: the ranking based on query-independent post features, and three rankings for the three query relevance metrics. Then training a second LRM for optimally combining the four scores in one ranking (“Combined 2”: second-level LRM).

^PThe number of expansion terms is based on AlMasri, Berrut, and Chevallet (2016), who found that when using word embeddings for query expansion, between 5 and 10 expansion terms is optimal. Since our training corpus is smaller than theirs (21.9 Mw compared to 400 Mw, we opt voor 5 expansion terms.)

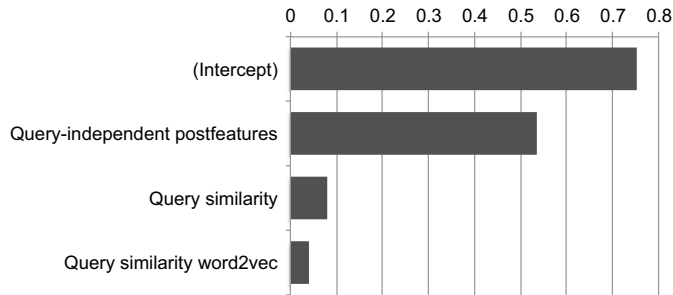


Figure 7. Variables are significant predictors ($P < 0.05$) for the post score (number of votes) in the second-level LRM for the query-dependent data, with their beta coefficients.

6.3.1 Generic results

The results for the two combination methods are in the bottom half of Table 7. The table shows that the two combination methods perform almost equally to Centroid, as well as PF and PF w2v in terms of ROUGE. The small differences between Combined 1, Combined 2, Centroid, PF, and PF w2v are not significant according to a paired t -test on individual ROUGE-2 scores for thread–query–rater tuples ($P > 0.7$ for all pairs of methods). Combined 2 seems to be slightly better than PF in terms of F1, but this difference is also not significant ($P = 0.218$ according to a paired t -test on individual F1 scores for thread–query–rater tuples between PF and Combined 2).

Figure 7 shows the trained LRM for Combined 2. Three of the four variables are significant predictors of the post score: the query-independent post features, query similarity and query similarity word2vec, with the query-independent post features having the largest effect. The contribution of expanded query similarity is not significant ($P = 0.109$ according to the LRM).

6.3.2 Effects for individual threads

We investigated the effect of adding query relevance to individual thread–query pairs. Figure 8 shows the difference between PF and Combined 2 for individual thread–query combinations. Each thread–query combination is a tick on the horizontal axis, and they have been sorted by the size of the difference. The bars represent the relative improvement, the grey area represents the F1 for PF, and the black line represents the F1 for Combined 2.

For 29 threads (in the middle), the difference between the two methods is zero. For 21 thread–query combinations (the leftmost bars of the graph), adding the query similarity information gives an improvement larger than 0.2 in F1. A detailed look at these cases shows that they generally have no or little overlap between the query and the thread title. This leads us to hypothesizing that the query might play a larger role for creating the summary in cases where the query asks for a one particular aspect of the thread. Examples are the query “adoption” for the thread “Afraid for the future after second miscarriage (long IVF trajectory),” and the query “fez” for the thread “Istanbul or Marrakech?” However, the individual differences between the raters are too large to draw a general conclusion on the subset of thread–query pairs for which combining the methods is profitable.

In the next section, we discuss our results by addressing the four research questions from the introduction.

7. Discussion

RQ1 How do human summaries of discussion forum threads change when a short user query is provided as focus of the summary?

In Section 5, we observed that the presence of a query only has a small influence on the created summaries: The variation between individual raters is larger than the variation caused by

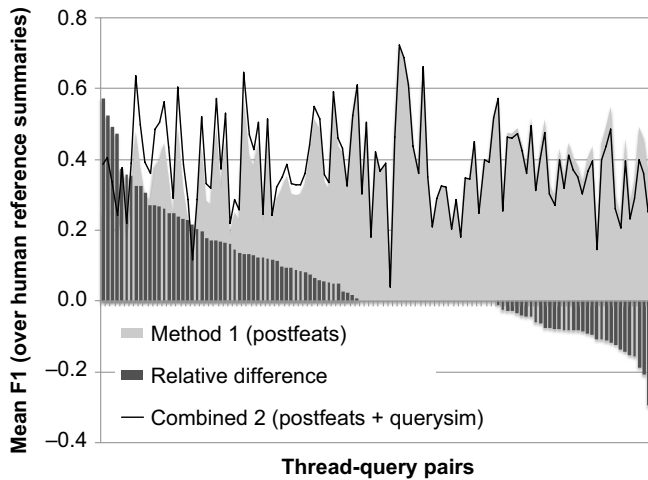


Figure 8. The mean F1 scores for summaries consisting of nine posts per thread-query combination, comparing PF (query-independent postfeatures) to Combined 2 (post features with query similarity).

the presence of the query. One important finding was that adding a query to the summarization task did not lead to a higher agreement between the human summarizers. It was argued in the context of DUC that having a question to focus the summary can help to improve agreement in content between the model summaries (Dang 2005). This is most likely an effect of the nature of the DUC topics: well-formed explicit questions, consisting of a title and a narrative, formulated by the task organizers. These are much more informative than real user queries in search engines. As mentioned in Section 1, our motivation for moving to query-based thread summarization is that in our line of research, the purpose of thread summarization is to facilitate information finding by forum readers, which is often initiated by a query. Instead of using the elaborate queries developed for the DUC tasks (consisting of a title and a description), we address the problem of thread summarization given real user queries. We use queries entered in the search engine of a large, open discussion forum. This type of real user queries has similar characteristics to queries entered in general web search engines and social media search engines such as Twitter search. These queries are short and underspecified, which makes it difficult to know what the intent of the searcher was (Verberne *et al.* 2013). As a result, the query-based summaries depend on the rater's interpretation of the query intent, and this interpretation may differ among individual raters.

Another challenge of using queries from query logs is that a click on a result is not a direct indicator for the relevance of the result (Dupret and Liao 2010). We found that for half of the queries the clicked thread was considered to be relevant according to our raters. This implies that it is more difficult to create query-based reference summaries for real user queries because the relevance of the thread for the query is not always apparent to the rater. Thread summarization can still be beneficial for the user who is searching for information, because users can judge the relevance of a summarized document faster than of a full document (Tombros and Sanderson 1998; Nenkova and McKeown 2011), provided that the part of the document that is relevant for the user is included in the summary. Our suggestion for future data collection projects is to do the relevance assessment first, and then only create reference summaries for the relevant query-thread combinations.

RQ2 How does MMR perform on forum threads with real user queries?

Although MMR is reported as a good method for extractive summarization in related work (Murray, Renals, and Carletta 2005), it is not successful on our data with short queries.

By varying the weight of the diversity component relative to the query similarity component in

MMR we found that the best summaries are created by query similarity only, without the diversity component. Still, both the centroid-based baseline and a summarizer based on query-independent post features perform better than MMR on most metrics. We have to conclude that MMR does not work for this type of data, although the task is query-based summarization. We consider this an interesting, counter-intuitive negative result.

RQ3 Can we improve over MMR by including forum-specific summarization features in the model?

Yes. We found that none of the λ settings causes MMR to outperform our method of query-independent post features. Using post features alone, or even using the representativeness feature alone (centroid-based baseline), gives an average ROUGE-2 Recall of 66.0% and ROUGE-2 Precision of 36.5%. This means that, on average, two thirds of the word bigrams from a reference summary are also contained in the automatic summary, and more than one third of the word bigrams from the automatic summary are also part of the reference summary. This indicates that the most important characteristics that make discussion comments relevant for the summary are query-independent characteristics, in particular representativeness for the thread. This is likely to be inherent to the nature of the data: discussion threads on the web tend to contain noise in the form of off-topic comments, informal chatting, laughter (emoticons) and discourse such as good luck wishes and thank you messages (Weimer, Gurevych, and Mühlhäuser 2007). Filtering out these (often short) comments apparently leads to a decent summary, independent of the query presented. This makes a method based on post features a robust method for discussion thread summarization.

RQ4 Does the use of word embeddings instead of standard word-based vectors as text representations lead to better summaries?

It is possible to get better representativeness features with word embeddings compared to word vectors. The success of the model depends on the similarity metric, the training corpus and the dimensionality. In particular, we found that:

- (a) cosine similarity leads to better correlations with human post ranking than word mover's distance;
- (b) the models trained on the Viva corpus (with the threads in our sample excluded) perform consistently better than a pre-trained model on a larger Dutch Wikipedia corpus with the same dimensionality;
- (c) a higher dimensionality leads to a better model, but the differences are small.

Our findings indicate that a match in domain and genre is more important than corpus size and dimensionality in the training of meaningful word2vec models. One caveat is that although there are clear differences between the models in a direct comparison, these differences diminish when the models are exploited in the automatic summarizer: there is no significant difference between the summarization method based on post features, and the same summarization method with word2vec similarity implemented for the representativeness features. The same holds for the difference between MMR and MMR with word2vec.

8. Conclusion

In this paper, we addressed query-based discussion thread summarization. We created a data set with discussion threads and corresponding queries from a large query log. For each thread–query combination, a reference summary was made by five different raters. An analysis of the created

summaries showed that the influence of the query on the created summary is significant but small and the inter-rater agreement for the task is lower than for comparable query-independent summaries. Although previous work suggests that adding a query to the summarization task leads to higher agreement, this claim was never evaluated for real user queries. In our study, with real web queries, adding a query to the summarization task did not lead to higher inter-rater agreement.

We argued that query-based summarization with web queries is challenging for two reasons: first, the queries are short and underspecified, which causes the query-based summaries to depend on the rater's interpretation of the query intent. Second, a click on a result is not a direct indicator for the relevance of the result. However, discussion thread summarization can still be beneficial for the information-seeking user, because users can faster judge the relevance of a summarized document than of a full document.

We compared two language-independent methods for automatic summarization of the threads: a query-independent method based on post features and the query-based method MMR. We found that the query-independent post features, and even the centroid-based baseline, outperform MMR on almost all evaluation metrics. We argue that this is inherent to the noisy nature of discussion threads on the web: filtering out off-topic comments and informal chatting leads to sufficiently good summaries, independent of the query presented.

We compared a number of word embeddings representations as alternative for word vectors in extractive summarization. In a direct comparison of the models, we found clear differences in the quality of the models. A match in domain and genre appears to be more important than corpus size and dimensionality in the training of meaningful word2vec models. However, the differences between the models were not reflected by differences in quality of the summaries that are created with help of these models. For future research we recommend to always evaluate both standard word vectors and word embeddings—trained on a corpus from the topic domain—before choosing to use word embeddings for operationalization of the representativeness (salience) criterion in automatic summarization.

We judge the overall performance of our query-based summarizer to be sufficient for online use, especially given the low inter-rater agreement for the task. Therefore, the next step would be to implement extractive summarization for a discussion forum and evaluate the user experience through A/B testing. It would also be interesting to ask the forum visitors to indicate why they clicked on a specific post given the query they entered—this would give information about the relevance criteria for post selection. From a methodological point of view, it would be interesting to investigate the options for combining MMR with other methods such as the centroid baseline to see in which cases MMR can bring additional value.

Acknowledgements. This work was carried out in the context of the project Discussion Thread Summarization for Mobile Devices (DISCOSUMO), which is financed by the Netherlands Organisation for Scientific Research (NWO).

Author ORCID.  Suzan Verberne, 0000-0002-9609-9505

References

- Aker A., Paramita M., Kurtic E., Funk A., Barker E., Hepple M. and Gaizauskas R. (2016). Automatic label generation for news comment clusters. In *The 9th International Natural Language Generation conference*. Edinburgh, UK: Association for Computational Linguistics (ACL), p. 61.
- ALMasri M., Berrut C. and Chevallet J.-P. (2016). A comparison of deep learning based query expansion with Pseudo-relevance feedback and mutual information. In Ferro N., Crestani F., Moens M.-F., Mothe J., Silvestri F., Di Nunzio G.M., Hauf C. and Silvello G. (eds), *Advances in Information Retrieval*. Cham: Springer International Publishing, pp. 709–715.
- Alonso O. and Baeza-Yates R. (2011). Design and implementation of relevance assessments using crowdsourcing. In Clough P., Foley C., Gurrin C., Jones G.J.F., Kraaij W., Lee H. and Mudoch V. (eds.), *Advances in Information Retrieval*. Berlin, Heidelberg: Springer Berlin Heidelberg, pp. 153–164.
- Amini, M.R. and Usunier, N. (2009). Incorporating prior knowledge into a transductive ranking algorithm for multi-document summarization. In *Proceedings of the 32Nd International ACM SIGIR Conference on Research and Development in Information Retrieval*. SIGIR '09. New York, NY, USA: ACM, pp. 704–705.

- Barker E., Paramita M., Aker A., Kurtic E., Hepple M. and Gaizauskas R.** (2016). The SENSEI annotated corpus: Human summaries of reader comment conversations in on-line news. In *Proceedings of the 17th Annual Meeting of the Special Interest Group on Discourse and Dialogue*. Los Angeles, CA, USA: Association for Computational Linguistics, pp. 42–52.
- Bhatia S., Biyani P. and Mitra P.** (2014). Summarizing online forum discussions—can dialog acts of individual messages help? In *Proceedings of the 2014 Conference on Empirical Methods in Natural Language Processing (EMNLP)*. Doha, Qatar: Association for Computational Linguistics, pp. 2127–2131.
- Bhatia S. and Mitra P.** (2010). Adopting inference networks for online thread retrieval. In Fox M. and Poole D. (eds), *Twenty-Fourth Conference on Artificial Intelligence*, Atlanta, Georgia, USA, vol. 10, pp. 1300–1305.
- Cao Z., Wei F., Dong L., Li S. and Zhou M.** (2015a). Ranking with recursive neural networks and its application to multi-document summarization. *Proceedings of the Twenty-Ninth AAAI Conference on Artificial Intelligence*. Austin, TX, USA: Association for the Advancement of Artificial Intelligence (AAAI), pp. 2153–2159.
- Cao Z., Wei F., Li S., Li W., Zhou M. and Wang H.** (2015b). Learning summary prior representation for extractive summarization. In *Proceedings of the 53rd Annual Meeting of the Association for Computational Linguistics and the 7th International Joint Conference on Natural Language Processing (Short Papers)*. Beijing, China: Association for Computational Linguistics, pp. 829–833.
- Carbonell J. and Goldstein J.** (1998). The use of MMR, diversity-based reranking for reordering documents and producing summaries. *Proceedings of the 21st Annual International ACM SIGIR Conference on Research and Development in Information retrieval*. Melbourne, Australia: ACM, pp. 335–336.
- Cheng J. and Lapata M.** (2016). Neural summarization by extracting sentences and words. In *Proceedings of the 54th Annual Meeting of the Association for Computational Linguistics*. Berlin, Germany: Association for Computational Linguistics.
- Chowdhury S.A., Calvo M., Ghosh A., Stepanov E.A., Bayer A.O., Riccardi G., Garcia F. and Sanchis E.** (2015). Selection and aggregation techniques for crowdsourced semantic annotation task. In *16th Annual Conference of the International Speech Communication Association*. Dresden, Germany: ISCA, pp. 2779–2783.
- Chowdhury S.A., Ghosh A., Stepanov E.A., Bayer A.O., Riccardi G. and Klasinas I.** (2014). Cross-language transfer of semantic annotation via targeted crowdsourcing. In *15th Annual Conference of the International Speech Communication Association*. Singapore: ISCA, pp. 2108–2112.
- Condori R.E.L. and Pardo T.A.S.** (2017). Opinion summarization methods: Comparing and extending extractive and abstractive approaches. *Expert Systems with Applications* **78**, 124–134.
- Dang H.T.** (2005). Overview of DUC 2005. In *Proceedings of the Document Understanding Conference*. Vancouver, B.C., Canada: NIST, vol. 2005, pp. 1–12.
- Das D. and Martins A.F.T.** (2007). A survey on automatic text summarization. *Literature Survey for the Language and Statistics II course at CMU* **4**, 192–195.
- Denil M., Demiraj A., Kalchbrenner N., Blunsom P. and de Freitas N.** 2014. Modelling, visualising and summarising documents with a single convolutional neural network. arXiv preprint [arXiv:1406.3830](https://arxiv.org/abs/1406.3830).
- Dlikman A. and Last M.** 2016. Using machine learning methods and linguistic features in single-document extractive summarization. In: *Proceedings of the Third Edition of the Data Mining and Natural Language Processing (DMNLP) Workshop at ECML/PKDD*. Riva del Garda, Italy: INSA Rennes, IRISA, pp. 1–8.
- Dupret G. and Liao C.** (2010). A model to estimate intrinsic document relevance from the clickthrough logs of a web search engine. *Proceedings of the Third ACM International Conference on Web Search and Data Mining (WSDM)*. New York City, USA: ACM, pp. 181–190.
- Erkan G. and Radev D.R.** 2004. Lexrank: Graph-based lexical centrality as salience in text summarization. *Journal of Artificial Intelligence Research* **22**, 457–479.
- Giannakopoulos G., Kubina J., Conroy J.M., Steinberger J., Favre B., Kabadjov M., Kruschwitz U. and Poesio M.** (2015). MultiLing 2015: Multilingual summarization of single and multi-documents, on-line fora, and call-center conversations. In *Proceedings of the 16th Annual Meeting of the Special Interest Group on Discourse and Dialogue (SIGDIAL)*. Prague, Czech Republic: Association for Computational Linguistics (ACL), p. 270.
- Gong Y. and Liu X.** (2001). Generic text summarization using relevance measure and latent semantic analysis. In *Proceedings of the 24th Annual International ACM SIGIR Conference on Research and Development in Information Retrieval*. New Orleans, LA, USA: ACM, pp. 19–25.
- Gupta V. and Lehal G.S.** (2010). A survey of text summarization extractive techniques. *Journal of Emerging Technologies in Web Intelligence* **2**(3), 258–268.
- Guy I.** (2016). Searching by talking: Analysis of voice queries on mobile web search. In *Proceedings of the 39th International ACM SIGIR Conference on Research and Development in Information Retrieval*. Pisa, Italy: ACM, pp. 35–44.
- Hahn U. and Mani I.** (2000). The challenges of automatic summarization. *IEEE Computer* **33**(11), 29–36.
- Hovy E., Lin C.-Y., Zhou L. and Fukumoto J.** (2006). Automated summarization evaluation with basic elements. *Proceedings of the Fifth Conference on Language Resources and Evaluation (LREC 2006)*. Genoa, Italy: ELRA, pp. 604–611.
- Hussain A., Prakadeswaran and Prakash T.S.** (2014). Query-based forum posts extraction and refinement. *International Journal on Engineering Technology and Sciences – IJETS* **1**(8), 299–304.

- Kabadjov M., Steinberger J., Barker E., Kruschwitz U. and Poesio M.** (2015). OnForumS: The shared task on online forum summarisation at MultiLing'15. *Proceedings of the 7th Forum for Information Retrieval Evaluation (FIRE)*. Gandhinagar, India: ACM, pp. 21–26.
- Kekäläinen J. and Järvelin K.** (2002). Using graded relevance assessments in IR evaluation. *Journal of the Association for Information Science and Technology* 53(13), 1120–1129.
- Kenter T., Borisov A. and de Rijke M.** (2016). Siamese CBOW: Optimizing word embeddings for sentence representations. In *Proceedings of the 54th Annual Meeting of the Association for Computational Linguistics (Volume 1: Long Papers)*, vol. 1. Berlin, Germany: Association for Computational Linguistics, pp. 941–951.
- Krishnamani J., Zhao Y. and Sunderraman R.** (2013). Forum summarization using topic models and content-metadata sensitive clustering. In *Proceedings of the 2013 IEEE/WIC/ACM International Joint Conferences on Web Intelligence (WI) and Intelligent Agent Technologies (IAT)-Volume 03*. Washington, DC, USA: IEEE Computer Society, pp. 195–198.
- Kupiec J., Pedersen J. and Chen F.** (1995). A trainable document summarizer. *Proceedings of the 18th Annual International ACM SIGIR Conference on Research and Development in Information Retrieval*. Seattle, WA, USA: ACM, pp. 68–73.
- Kusner M., Sun Y., Kolkun N. and Weinberger K.** (2015). From word embeddings to document distances. In *International Conference on Machine Learning (ICML)*, vol. 15. Lille, France. pp. 957–966. <http://proceedings.mlr.press>.
- Landis J. and Koch G.G.** (1977). The measurement of observer agreement for categorical data. *Biometrics*, 33(1), 159–174.
- Li Y. and Li S.** (2014). Query-focused multi-document summarization: Combining a topic model with graph-based semi-supervised learning. In *Proceedings of COLING 2014, the 25th International Conference on Computational Linguistics: Technical Papers*. Dublin, Ireland: Association for Computational Linguistics, pp. 1197–1207.
- Lin C.-Y.** (2004). Rouge: A package for automatic evaluation of summaries. In Moens, M.-F. and Szpakowicz, S. (eds.), *Text Summarization Branches Out: Proceedings of the ACL-04 Workshop*. Barcelona, Spain: Association for Computational Linguistics, pp. 74–81.
- Lin C.-Y. and Hovy E.** (2000). The automated acquisition of topic signatures for text summarization. *Proceedings of the 18th Conference on Computational Linguistics-Volume 1*. Saarbrücken, Germany: Association for Computational Linguistics, pp. 495–501.
- Liu F. and Liu Y.** 2008. Correlation between rouge and human evaluation of extractive meeting summaries. In *Proceedings of the 46th Annual Meeting of the Association for Computational Linguistics on Human Language Technologies: Short Papers*. Columbus, Ohio: Association for Computational Linguistics, pp. 201–204.
- Llewellyn C., Grover C. and Oberlander J.** (2014). Summarizing newspaper comments. *Proceedings of the Eighth International AAAI Conference on Weblogs and Social Media*. Palo Alto, California: Association for the Advancement of Artificial Intelligence (AAAI), pp. 599–602.
- Marge M., Banerjee S. and Rudnicky A.I.** (2010). Using the Amazon Mechanical Turk to transcribe and annotate meeting speech for extractive summarization. *Proceedings of the NAACL HLT 2010 Workshop on Creating Speech and Language Data with Amazon's Mechanical Turk*. Los Angeles, California: Association for Computational Linguistics, pp. 99–107.
- Mehdad Y., Carenini G. and Ng R.T.** (2014). Abstractive summarization of spoken and written conversations based on phrasal queries. *Proceedings of the 52nd Annual Meeting of the Association for Computational Linguistics (Volume 1: Long Papers)*, vol. 1, pp. 1220–1230.
- Metzler D. and Kanungo T.** (2008). Machine learned sentence selection strategies for query-biased summarization. In Li, H., Liu, T.-Y. and Zhai, C. X. (eds.), *Proceedings of the SIGIR 2008 Workshop "Learning to Rank for Information Retrieval"*, Singapore: Microsoft Research, pp. 40–47.
- Mikolov T., Chen K., Corrado G. and Dean J.** 2013. Efficient estimation of word representations in vector space. *arXiv preprint arXiv:1301.3781*.
- Mohamed A.A. and Rajasekaran S.** (2006). Improving query-based summarization using document graphs. In *2006 IEEE International Symposium on Signal Processing and Information Technology*. Vancouver, Canada: IEEE, pp. 408–410.
- Murray G., Renals S. and Carletta J.** (2005). Extractive summarization of meeting recordings. In *INTERSPEECH-2005*. ISCA, Edinburgh, UK, pp. 593–596.
- Nallapati R., Zhai F. and Zhou B.** (2016). SummaRuNNer: A Recurrent Neural Network based Sequence Model for Extractive Summarization of Documents. *arXiv preprint arXiv:1611.04230*.
- Nallapati R., Zhou B. and Ma M.** (2016). Classify Or select: neural architectures for extractive document summarization. *arXiv preprint arXiv:1611.04244v1*.
- Nenkova A. and McKeown K.** (2011). Automatic summarization. *Foundations and Trends in Information Retrieval* 5(2–3), 103–233.
- Nenkova A. and McKeown K.** (2012). A survey of text summarization techniques. In Aggarwal, C. C. and Zhai, C. X. (eds.), *Mining Text Data*. Springer, Switzerland: Springer Nature, pp. 43–76.
- Oya T., Mehdad Y., Carenini G. and Ng R.** (2014). A template-based abstractive meeting summarization: Leveraging summary and source text relationships. *Proceedings of the 8th International Natural Language Generation Conference (INLG)*, Philadelphia, PA, USA: The Association for Computational Linguistics, pp. 45–53.

- Park S., Lee J.-H., Ahn C.-M., Hong J.S. and Chun S.-J.** (2006). Query based summarization using non-negative matrix factorization. In *International Conference on Knowledge-Based and Intelligent Information and Engineering Systems*. Bournemouth, United Kingdom: Springer, pp. 84–89.
- Parthasarathy S. and Hasan T.** (2015). Automatic broadcast news summarization via rank classifiers and crowdsourced annotation. *2015 IEEE International Conference on Acoustics, Speech and Signal Processing (ICASSP)*. IEEE, pp. 5256–5260.
- Pembe F.C. and Güngör T.** (2007). Automated query-biased and structure-preserving text summarization on web documents. In *Proceedings of the International Symposium on Innovations in Intelligent Systems and Applications, Istanbul*.
- Penn G. and Zhu X.** (2008). A critical reassessment of evaluation baselines for speech summarization. In *Proceedings of ACL-08: HLT*. Columbus, OH, USA: Association for Computational Linguistics, pp. 470–478.
- Powers D.M.W.** (2012). The problem with kappa. *Proceedings of the 13th Conference of the European Chapter of the Association for Computational Linguistics*. Avignon, France: Association for Computational Linguistics, pp. 345–355.
- Radev D.R., Jing H., Styś M. and Tam D.** (2004). Centroid-based summarization of multiple documents. *Information Processing and Management* **40**(December), 919–938.
- Radev D.R., Teufel S., Saggion H., Lam W., Blitzer J., Qi H., Celebi A., Liu D. and Drabek E.** (2003). Evaluation challenges in large-scale document summarization. *Proceedings of the 41st Annual Meeting on Association for Computational Linguistics-Volume 1*. Sapporo, Japan: Association for Computational Linguistics, pp. 375–382.
- Ren Z., Ma J., Wang S. and Liu Y.** (2011). Summarizing web forum threads based on a latent topic propagation process. *Proceedings of the 20th ACM International Conference on Information and Knowledge Management*. Glasgow, United Kingdom: ACM, pp. 879–884.
- Schilder F. and Kondadadi R.** (2008). FastSum: fast and accurate query-based multi-document summarization. In *Proceedings of the 46th annual meeting of the association for computational linguistics on human language technologies: Short papers*. Association for Computational Linguistics, pp. 205–208.
- Shen C. and Li T.** (2011). Learning to rank for query-focused multi-document summarization. In *2011 IEEE 11th International Conference on Data Mining (ICDM)*. IEEE, pp. 626–634.
- Sipos R., Shivaswamy P. and Joachims T.** (2012). Large-margin learning of submodular summarization models. *Proceedings of the 13th Conference of the European Chapter of the Association for Computational Linguistics*. Association for Computational Linguistics, pp. 224–233.
- Svore K.M., Vanderwende L. and Burges C.J.C.** (2007). Enhancing Single-Document Summarization by Combining RankNet and Third-Party Sources. *EMNLP-CoNLL*, pp. 448–457.
- Teevan J., Ramage D. and Morris M.R.** (2011). # TwitterSearch: a comparison of microblog search and web search. In *Proceedings of the Fourth ACM International Conference on Web Search and Data Mining*. Kowloon, Hong Kong: ACM, pp. 35–44.
- Tigelaar A.S., op den Akker R. and Hiemstra D.** (2010). Automatic summarisation of discussion fora. *Natural Language Engineering* **16**(2), 161–192.
- Tombros A. and Sanderson M.** (1998). Advantages of query biased summaries in information retrieval. *Proceedings of the 21st Annual International ACM SIGIR Conference on Research and Development in Information Retrieval*. Melbourne, Australia: ACM, pp. 2–10.
- Toutanova K., Brockett C., Gamon M., Jagarlamudi J., Suzuki H. and Vanderwende L.** (2007). The pythy summarization system: Microsoft research at DUC 2007. In *Proceedings of the Document Understanding Conference (DUC)*. Rochester, New York, USA: NIST.
- Tsai C.-I., Hung H.-T., Chen K.-Y. and Chen B.** (2016). Extractive speech summarization leveraging convolutional neural network techniques. In: *Proceedings of 2016 IEEE Workshop on Spoken Language Technology*. IEEE: San Diego, California
- Tulkens S., Emmerly C. and Daelemans W.** (2016). Evaluating unsupervised Dutch word embeddings as a linguistic resource. In Calzolari N., Choukri K., Declerck T., Grobelnik M., Maegaard B., Mariani J., Moreno A., Odijk J. and Piperidis S. (eds.), *Proceedings of the Tenth International Conference on Language Resources and Evaluation (LREC 2016)*. Paris, France: European Language Resources Association (ELRA).
- van Oortmerssen G., Raaijmakers S., Sappelli M., Boertjes E., Verberne S., Walasek N. and Kraaij W.** (2017). Analyzing cancer forum discussions with text mining. *Knowledge Representation for Health Care Process-Oriented Information Systems in Health Care Extraction & Processing of Rich Semantics from Medical Texts*, p. 127.
- van Uden-Kraan C.F., Drossaert C.H.C., Taal E., Seydel E.R. and van de Laar M.A.F.J.** (2008). Self-reported differences in empowerment between lurkers and posters in online patient support groups. *Journal of Medical Internet Research* **10**(2). <https://protect-eu.mimecast.com/s/zyL4CEqqqtWQNpQQC9wtT?domain=dx.doi.org>"10.2196/jmir.992
- van Uden-Kraan C.F., Drossaert C.H.C., Taal E., Seydel E.R. and van de Laar M.A.F.J.** (2009). Participation in online patient support groups endorses patients empowerment. *Patient Education and Counseling* **74**(1), 61–69.
- Verberne S., Heijden M., Hinne M., Sappelli M., Koldijk S., Hoenkamp E. and Kraaij W.** (2013). Reliability and validity of query intent assessments. *Journal of the American Society for Information Science and Technology* **64**(11), 2224–2237.
- Verberne S., Krahrer E., Hendricks I., Wubben S. and Van den Bosch A.** (2017). Creating a reference data set for the summarization of discussion forum threads. *Language Resources and Evaluation*, **52**(2), 461–483.

- Wan X. and Peng Y.** (2005). The earth mover's distance as a semantic measure for document similarity. *Proceedings of the 14th ACM International Conference on Information and Knowledge Management*. Bremen, Germany: ACM, pp. 301–302.
- Weimer M., Gurevych I. and Mühlhäuser M.** (2007). Automatically assessing the post quality in online discussions on software. *Proceedings of the 45th Annual Meeting of the ACL on Interactive Poster and Demonstration Sessions*. Prague, Czech Republic: Association for Computational Linguistics, pp. 125–128.
- Xu S. and Lorber M.F.** (2014). Interrater agreement statistics with skewed data: Evaluation of alternatives to Cohen's kappa. *Journal of Consulting and Clinical Psychology* **82**(6), 1219.
- Yin W. and Pei Y.** (2015). Optimizing sentence modeling and selection for document summarization. *Proceedings of the 24th International Conference on Artificial Intelligence*. Buenos Aires, Argentina: Association for the Advancement of Artificial Intelligence (AAAI), pp. 1383–1389.
- Zajic D.M., Dorr B.J. and Lin J.** (2008). Single-document and multi-document summarization techniques for email threads using sentence compression. *Information Processing and Management* **44**(4), 1600–1610.
- Zhang R., Li W., Gao D. and Ouyang Y.** (2013). Automatic twitter topic summarization with speech acts. *IEEE Transactions on Audio, Speech, and Language Processing* **21**(3), 649–658.
- Zhang Y., Er M.J., Zhao R. and Pratama M.** (2016). Multiview convolutional neural networks for multidocument extractive summarization. *IEEE Transactions on Cybernetics*, **47**(10), 3230–3242.
- Zhou L. and Hovy E.** (2005). Digesting virtual geek culture: The summarization of technical internet relay chats. *Proceedings of the 43rd Annual Meeting on Association for Computational Linguistics*. Ann Arbor, Michigan: Association for Computational Linguistics, pp. 298–305.
- Zhou L. and Hovy E.H.** (2006). On the summarization of dynamically introduced information: Online discussions and blogs. *AAAI Spring Symposium: Computational Approaches to Analyzing Weblogs*. Association for the Advancement of Artificial Intelligence (AAAI), pp. 237–246.

