

## PDF hosted at the Radboud Repository of the Radboud University Nijmegen

The following full text is a publisher's version.

For additional information about this publication click this link.

<http://hdl.handle.net/2066/199894>

Please be advised that this information was generated on 2021-06-19 and may be subject to change.

## **Article 25fa pilot End User Agreement**

This publication is distributed under the terms of Article 25fa of the Dutch Copyright Act (Auteurswet) with explicit consent by the author. Dutch law entitles the maker of a short scientific work funded either wholly or partially by Dutch public funds to make that work publicly available for no consideration following a reasonable period of time after the work was first published, provided that clear reference is made to the source of the first publication of the work.

This publication is distributed under The Association of Universities in the Netherlands (VSNU) 'Article 25fa implementation' pilot project. In this pilot research outputs of researchers employed by Dutch Universities that comply with the legal requirements of Article 25fa of the Dutch Copyright Act are distributed online and free of cost or other barriers in institutional repositories. Research outputs are distributed six months after their first online publication in the original published version and with proper attribution to the source of the original publication.




You are permitted to download and use the publication for personal purposes. All rights remain with the author(s) and/or copyrights owner(s) of this work. Any use of the publication other than authorised under this licence or copyright law is prohibited.

If you believe that digital publication of certain material infringes any of your rights or (privacy) interests, please let the Library know, stating your reasons. In case of a legitimate complaint, the Library will make the material inaccessible and/or remove it from the website. Please contact the Library through email: [copyright@ubn.ru.nl](mailto:copyright@ubn.ru.nl), or send a letter to:

University Library  
Radboud University  
Copyright Information Point  
PO Box 9100  
6500 HA Nijmegen

You will be contacted as soon as possible.

## Publisher Correction: O<sub>2</sub>–O<sub>2</sub> and O<sub>2</sub>–N<sub>2</sub> collision-induced absorption mechanisms unravelled

Tijs Karman , Mark A. J. Koenis , Agniva Banerjee, David H. Parker, Iouli E. Gordon , Ad van der Avoird, Wim J. van der Zande and Gerrit C. Groenenboom 

Correction to: *Nature Chemistry* <https://doi.org/10.1038/s41557-018-0015-x>, published online 9 April 2018.

In the version of this Article originally published, Figures 3 and 4 were erroneously swapped, this has been corrected in all versions of the Article.

Published online: 13 April 2018  
<https://doi.org/10.1038/s41557-018-0063-2>

## Retraction Note: Catalytic living ring-opening metathesis polymerization

Amit A. Nagarkar and Andreas F. M. Kilbinger

Retraction of: *Nature Chemistry* <https://doi.org/10.1038/nchem.2320>, published online 10 August 2015.

We the authors are retracting this Article because of our failure to reproduce the molecular weight dispersities (PDI) shown in Fig. 4 using the chain-transfer agent described in the paper (CTA1). While the degenerate chain-transfer mechanism described in Fig. 3 is correct, the best molecular weight dispersities that could be reproduced with the chain-transfer agent shown in the Article are much larger (PDI > 2.0) than reported.

We have since studied the kinetics of CTA1 in comparison with several other chain-transfer agents we are currently investigating and we now understand that the reactivity of CTA1 towards propagating ruthenium alkylidene complexes is very low. Very long monomer addition times would therefore have been necessary to gain control over the molecular weight distribution. Such long addition times would exceed the lifetime of the Grubbs catalyst in solution. Faster addition of the monomer has since repeatedly been shown to broaden the molecular weight dispersity.

Additionally, the best chain-transfer agents we are currently investigating are orders of magnitude more reactive than CTA1 but give broader molecular weight dispersities than reported in Fig. 4. Molecular weight and dispersity control as shown in Fig. 4 is therefore an inappropriate claim for CTA1.

The authors deeply regret these errors and apologize to the community.

Published online: 11 April 2018  
<https://doi.org/10.1038/s41557-018-0044-5>