

PDF hosted at the Radboud Repository of the Radboud University Nijmegen

The following full text is a publisher's version.

For additional information about this publication click this link.

<http://hdl.handle.net/2066/149737>

Please be advised that this information was generated on 2021-09-21 and may be subject to change.



Cite this: *Chem. Commun.*, 2015, 51, 14462

Received 30th May 2015,
Accepted 5th August 2015

DOI: 10.1039/c5cc04445f

www.rsc.org/chemcomm

Enantio- and diastereoselective synthesis of γ -amino alcohols†

Jorge M. M. Verkade,^{‡a} Peter J. L. M. Quaedflieg,^b Gerard K. M. Verzijl,^b Laurent Lefort,^b Floris L. van Delft,^{‡a} Johannes G. de Vries^c and Floris P. J. T. Rutjes^{*a}

The γ -amino alcohol structural motif is often encountered in drugs and natural products. We developed two complementary catalytic diastereoselective methods for the synthesis of *N*-PMP-protected γ -amino alcohols from the corresponding ketones. The *anti*-products were obtained through Ir-catalyzed asymmetric transfer hydrogenation, the *syn*-products via Rh-catalyzed asymmetric hydrogenation.

The growing number of enantio- and diastereomerically pure drug candidates has driven the advancement of stereoselective synthetic strategies.^{1,2} The γ -amino alcohol moiety is often encountered in biologically relevant molecules and hence, general procedures are desired to selectively prepare all of its possible diastereoisomers. Examples of molecules containing the γ -amino alcohol structural motif include the drugs Ritonavir and Lopinavir (both anti-HIV)³ and several 4-hydroxyleucine derivatives (anti-obesity) (Fig. 1).⁴

Despite the abundance of the γ -amino alcohol structure in synthetically relevant targets, relatively few generally applicable stereoselective methods are available for the construction of such a moiety. Undoubtedly the most straightforward route involves diastereoselective reduction of a β -amino ketone Mannich product by employing a suitable hydride donor. Besides several methods for the reduction of α -chiral β -amino ketones,^{5–7} a number of reports on the stoichiometric reduction of β -branched β -amino ketones (with a methylene adjacent to the amine function) have been disclosed.^{8–11} These include the diastereoselective

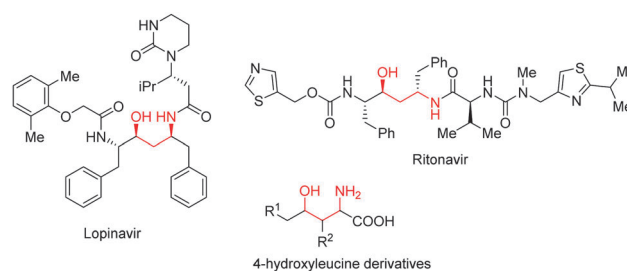


Fig. 1 Pharmaceutically relevant γ -amino alcohols.

reduction of *N*-sulfonyl-protected γ -hydroxyimines,¹² *syn*-selective reductive amination of β -hydroxy ketones with *p*-anisidine and polymethylhydrosiloxane,¹³ and dynamic kinetic resolution of *N*-Boc-protected γ -amino ketones.¹⁴ As an alternative, amino alcohols can be prepared through transition metal-catalyzed hydrogenation of β -amino ketones,¹⁵ although these methodologies have more generally been reported for the hydrogenation of substances without β -chirality.¹⁶

We envisaged that robust enantioselective access to γ -amino alcohols may proceed *via* a proline-catalyzed Mannich reaction to yield *N*-PMP-protected amino ketones, diastereoselective reduction of the keto function, and subsequent removal of the PMP protecting group.¹⁷ In this report, we describe that *N*-PMP-protected β -amino ketones can be efficiently converted into each of the corresponding *syn*- and *anti*- γ -amino alcohols in a highly diastereoselective manner. Both hydrogenation and transfer hydrogenation have found many applications in stereoselective reduction of alkynes, alkenes, imines and ketones.¹⁸ Surprisingly, no literature precedence on the diastereoselective (transfer) hydrogenation of chiral β -amino ketones existed at the start of our research, while on the other hand β -hydroxy ketones have shown to be suitable hydrogenation substrates.^{19,20} In transfer hydrogenations, 2-propanol or a formic acid/triethylamine mixture is used as the source of hydrogen, which is reversibly transferred to the substrate molecule. Due to this reversibility, a careful analysis of the reaction progress and selectivity is required. We started our investigations on asymmetric

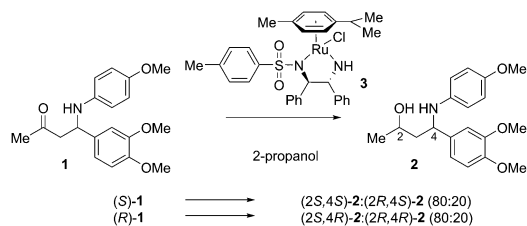
^a Institute for Molecules and Materials, Radboud University, Heyendaalseweg 135, NL-6525 AJ Nijmegen, The Netherlands. E-mail: f.rutjes@science.ru.nl

^b Innovative Synthesis, DSM ChemTech R&D B.V., PO Box 18, NL-6160 MD Geleen, The Netherlands

^c Leibniz-Institut für Katalyse, Universität Rostock, Albert-Einstein-Strasse 29a, 18059 Rostock, Germany

† Electronic supplementary information (ESI) available: Experimental data, characterization data and crystal data and structure refinements. CCDC 1400959. For ESI and crystallographic data in CIF or other electronic format see DOI: 10.1039/c5cc04445f

‡ Present address: Synaffix BV, Pivot Park, Molenstraat 110, 5342 CC Oss, The Netherlands.

Scheme 1 Ru/(*R,R*)-TsDPEN-catalyzed ATH of ketone **1**.

transfer hydrogenation (ATH) of *N*-PMP-protected β -amino ketone **1**.

Using the well-established Ru/TsDPEN complex **3** as the catalyst, we observed a clean conversion into the desired γ -amino alcohols with a moderate dr (80 : 20), which irrespective of the existing chiral center depended on the catalyst chirality (Scheme 1). Encouraged by these initial results we also explored the use of iridium-based ATH catalysts. We prepared catalysts **4** by heating a solution of a suitable iridium precursor (*i.e.* [IrCp*Cl₂]₂) and an amino acid amide in the presence of an inorganic base (*e.g.* K₂CO₃) according to a modified protocol disclosed by Verzijl.²¹ The inorganic base was removed by filtration to suppress possible elimination of *p*-anisidine prior to reduction. Preferably, α,α -disubstituted amino acids were employed to avoid the risk of catalyst racemization.

To our satisfaction, exposure of benchmark substrate **1** to these catalysts resulted in high diastereoselectivities. When *D*- α -Me-phenylglycine amide was used as the ligand, conversion of (*S*)-**1** into the corresponding *anti*-amino alcohol **2** proceeded in a diastereomeric ratio of 96 : 4 (Table 1, entry 1), while the (*R*)-aminoketone led to a 1 : 1 formation of amino alcohols (entry 2). This implies that during iridium-catalyzed reduction, the existing chiral center has a large impact on the stereochemical outcome of the transfer hydrogenation. The influence of the preexisting chirality in terms of a match and mismatch with the ligand was confirmed by employing achiral Aib-NH₂ as the ligand (entry 3). In the presence of this achiral catalyst, a diastereomeric ratio of 84 : 16 was observed for the products. Replacing substituent R² of catalyst **4a** with a Bn group (*i.e.* **4d**)

Table 1 Screening of Ir-based amino acid amide catalysts **4a–e** for ATH of aminoketone **1**^a

| Entry | sm | R ¹ | R ² | Cat | Ratio (2) |
|-------|------------------------|----------------|----------------|-----------|----------------------|
| 1 | (<i>S</i>)- 1 | Me | Ph | 4a | 96 : 4 ^b |
| 2 | (<i>R</i>)- 1 | Me | Ph | 4a | 50 : 50 ^c |
| 3 | (<i>S</i>)- 1 | Me | Me | 4b | 84 : 16 ^b |
| 4 | (<i>S</i>)- 1 | Me | Bn | 4d | 63 : 37 ^b |
| 5 | (<i>R</i>)- 1 | Me | Bn | 4d | 2 : 98 ^c |
| 6 | (<i>R</i>)- 1 | Bn | Ph | 4c | 0 : 100 ^c |
| 7 | (<i>S</i>)- 1 | Bn | Ph | 4c | 47 : 53 ^b |

^a Reaction conditions: 4–6 mol% catalyst, rt 25 min–25 h. ^b (2*R*,4*S*)/(2*S*,4*S*). ^c (2*R*,4*R*)/(2*S*,4*R*).

Table 2 Preparative ATH of β -amino ketones^a

| Entry | sm | R ¹ | pr | dr ^b | Yield ^c |
|-------|------------------------|--|-----------|----------------------|--------------------|
| 1 | (<i>S</i>)- 1 | 3,4-(MeO) ₂ C ₆ H ₃ | 2 | 96 : 4 | 100 |
| 2 | (<i>S</i>)- 6 | 4-FC ₅ H ₄ | 10 | 95 : 5 | 88 |
| 3 | (<i>S</i>)- 7 | 2-MeC ₆ H ₄ | 11 | 97 : 3 | 76 |
| 4 | (<i>R</i>)- 8 | iBu | 12 | 76 : 24 ^d | 99 |
| 5 | (<i>S</i>)- 9 | CO ₂ Et | 13 | 79 : 21 | 100 |

^a Reaction conditions: ketone (1.0 equiv.), (IrCp*Cl₂)₂ (0.02 equiv.), α -Me-phenylglycine-NH₂ (0.20 equiv.), K₂CO₃ (3 equiv.), 2-propanol, rt, 1.5–20 h. ^b (2*R*,4*S*):(2*S*,4*S*) (determined by HPLC). ^c Isolated yield. ^d Absolute configuration = (2*R*,4*R*):(2*S*,4*R*).

resulted in decreased selectivity (entry 4), whereas nearly complete selectivity was obtained with the same catalyst **4d** for the (*R*)-substrate (entry 5). The combination of phenyl and benzyl substituents showed again a clear match (entry 6, diastereoselectivity of 0 : 100) and mismatch (entry 7).

Although slightly better results were obtained with α -benzylated phenylglycinamide as the ligand, we explored the substrate scope of the stereoselective ATH with the α -methyl- α -phenyl substituted glycineamide-based catalyst (**4a**) because of its straightforward accessibility. The β -amino ketone substrates were prepared *via* the asymmetric proline-catalyzed Mannich reaction.^{22,23} The results in Table 2 led us to conclude that ATH of β -amino ketones is widely applicable. In all examples we observed a reasonable to good diastereoselectivity, with the best selectivities obtained for R¹ = Ar. In addition, it is worth mentioning that we have previously successfully deprotected both diastereoisomers of PMP-protected amino alcohol **2** using oxidative enzymatic conditions.^{17b}

With an efficient method for the *anti*-selective preparation of γ -amino alcohols in hand, we realized that extensive screening of other metal/ligand combinations could possibly deliver

Table 3 Preparative AH of β -amino ketones^a

| Entry | sm | R ¹ | t (h) | pr | dr ^b | Yield ^c |
|-------|------------------------|--|-----------------|-----------|-----------------------|--------------------|
| 1 | (<i>S</i>)- 1 | 3,4-(MeO) ₂ C ₆ H ₃ | 19 ^d | 2 | > 95 : 5 | 77 |
| 2 | (<i>S</i>)- 6 | 4-FC ₅ H ₄ | 44 ^e | 10 | > 95 : 5 | 76 |
| 3 | (<i>S</i>)- 7 | 2-MeC ₆ H ₄ | 44 ^e | 11 | > 95 : 5 | 81 |
| 4 | (<i>R</i>)- 8 | iBu | 15 ^d | 12 | > 95 : 5 ^f | 77 |
| 5 | (<i>S</i>)- 9 | CO ₂ Et | 17 ^d | 13 | > 95 : 5 | 56 |

^a Reaction conditions: substrate (1.0 equiv.), Rh(COD)₂BF₄ (0.05 equiv.), (*R*)-BINAP (0.05 equiv.), r.t., 15–44 h or substrate (1.0 equiv.), Rh(COD)₂BF₄ (0.30 equiv.), (*R*)-BINAP (0.030 equiv.), 50 °C, 15–44 h. ^b (2*S*,4*S*):(2*R*,4*S*) (determined by HPLC). ^c Isolated yields. ^d 50 °C. ^e rt. ^f (2*S*,4*R*):(2*R*,4*R*) (determined by HPLC).

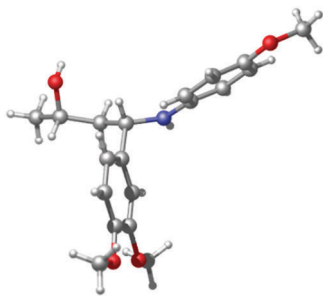


Fig. 2 Crystal structure representation of (2*S*,4*S*)-2 (ORTEP probability level 50%).²⁴

γ -amino alcohols with *syn*-selectivity. We nevertheless resorted to hydrogenation with molecular hydrogen for the synthesis of the *syn*-congeners. We discovered that hydrogenation of β -amino ketones in the presence of a catalyst *in situ* prepared from Rh(COD)₂BF₄ and a C₂-symmetric ligand such as (*R*)-BINAP (5) (Table 3), produced the desired *syn*- γ -amino alcohols with excellent diastereoselectivity.

Again we observed a strong effect of the existing chiral center on the diastereoselectivity. Upon hydrogenation of (*S*)-1 with Rh/(*R*)-BINAP, pure (2*S*,4*S*)-2 was obtained, whereas with Rh/(*S*)-BINAP the ratio (*R,S*) *vs.* (*S,S*) was 70:30. Dichloromethane appeared to be the most suitable solvent with respect to solubility of the starting material, diastereoselectivity and reaction rate. To investigate the scope and limitations, we subsequently hydrogenated a number of aromatic, aliphatic and carboxylic β -aminoketones on preparative scale (Table 3).

In some cases, the reactions proceeded somewhat slowly, despite the use of higher catalyst loadings (entries 2 and 3). In all cases, however, nearly exclusive formation of the desired *syn*-diastereoisomer was observed in combination with good yields.

Finally, to verify the assigned stereochemical outcome, we prepared (2*S*,4*S*)-2 on a larger scale, after which X-ray crystallographic analysis of the product proved that Rh/(*R*)-BINAP (5) hydrogenation of (*S*)-1 indeed led to formation of the *syn*-product ((2*S*,4*S*)-2, Fig. 2).

We have developed two complementary methods for the hydrogenation of β -amino ketones to the corresponding γ -amino alcohols. The *anti*-products can be obtained through ATH, in which 2-propanol is employed as the hydrogen donor and an Ir/ α -substituted-amino acid amide complex as the catalyst. *syn*-Products are accessible by asymmetric hydrogenation under hydrogen pressure in the presence of a Rh-based BINAP catalyst. In combination with the proline-catalyzed Mannich reaction, these methods provide powerful tools for the enantio- and diastereoselective synthesis of all four diastereomers of γ -amino alcohols.

This work forms part of the Ultimate Chiral Technology project supported in part with funds provided by SNN (Cooperation Northern Netherlands) and EFRD (European Fund for Regional Development).

Notes and references

- 1 M. Breuer, K. Ditrach, T. Habicher, B. Hauer, M. Keßeler, R. Stürmer and T. Zelinski, *Angew. Chem., Int. Ed.*, 2004, **43**, 788.
- 2 H.-J. Federsel, *Nat. Rev. Drug Discovery*, 2005, **4**, 685–697.
- 3 E. dos Santos Pinheiro, O. Augusto Ceva Antunes and J. M. D. Fortunak, *Antiviral Res.*, 2008, **79**, 143.
- 4 L. Jette, P. McNicol, M. Gill and A. Marette, WO2007107008 A12007, compounds and compositions for use in the prevention and treatment of disorders of fat metabolism and obesity.
- 5 G. Bartoli, M. Bartolacci, M. Cortese, E. Marcantoni, M. Massaccesi, R. Pela and L. Sambri, *Eur. J. Org. Chem.*, 2004, 2359.
- 6 J. Barluenga, E. Aguilar, S. Fustero, B. Olano and A. L. Viado, *J. Org. Chem.*, 1992, **57**, 1219.
- 7 Y. Hayashi, T. Urushima, M. Shin and M. Shoji, *Tetrahedron*, 2005, **61**, 11393.
- 8 R. A. Pilli, D. Russowsky and L. A. Dias, *J. Chem. Soc., Perkin Trans. 1*, 1990, 1213.
- 9 D. Berkeš, A. Kolarovič and F. Považanec, *Tetrahedron Lett.*, 2000, **41**, 5257.
- 10 G. Keck and P. Truong, *Org. Lett.*, 2002, **4**, 3131.
- 11 F. A. Davis, P. M. Gaspari, B. M. Nolt and P. Xu, *J. Org. Chem.*, 2008, **73**, 9619.
- 12 T. Kochi, T. P. Tang and J. A. Ellmann, *J. Am. Chem. Soc.*, 2003, **125**, 11276.
- 13 D. Menche, F. Arikian, J. Li and S. Rudolph, *Org. Lett.*, 2007, **9**, 267.
- 14 R. Millet, A. M. Träff, M. L. Petrus and J.-E. Bäckvall, *J. Am. Chem. Soc.*, 2010, **132**, 15182.
- 15 Q. Hu; Z. Zhang, Y. Liu, T. Imamoto and W. Zhang, *Angew. Chem., Int. Ed.*, 2015, **54**, 2260.
- 16 (a) K. Mashima, K.-h. Kusano, N. Sato, Y.-i. Matsumura, K. Nozaki, H. Kumobayashi, N. Sayo, Y. Hori, T. Ishizaki, S. Akutagawa and H. Takaya, *J. Org. Chem.*, 1994, **59**, 3064; (b) T. Ohkuma, D. Ishii, H. Takeno and R. Noyori, *J. Am. Chem. Soc.*, 2000, **122**, 6510; (c) T. Ohkuma, M. Koizumi, K. Muiz, G. Hilt, C. Kabuto and R. Noyori, *J. Am. Chem. Soc.*, 2002, **124**, 6508; (d) D. G. Genov and D. J. Ager, *Angew. Chem., Int. Ed.*, 2004, **43**, 2816; (e) H. L. Ngo and W. Lin, *J. Org. Chem.*, 2005, **70**, 1177; (f) Q. Jing, X. Zhang, J. Sun and K. Ding, *Adv. Synth. Catal.*, 2005, **347**, 1193; (g) D. Liu, W. Gao, C. Wang and X. Zhang, *Angew. Chem., Int. Ed.*, 2005, **44**, 1687; (h) H. Takahashi, S. Sakuraba, H. Takeda and K. Achiwa, *J. Am. Chem. Soc.*, 1990, **112**, 5876; (i) S. Sakurabi and K. Achiwa, *Synlett*, 1991, 689; (j) M. Devocelle, F. Agbossou and A. Mortreux, *Synlett*, 1997, 1306.
- 17 (a) J. M. M. Verkade, L. J. C. van Hemert, P. J. L. M. Quaedflieg, P. L. Alsters, F. L. van Delft and F. P. J. T. Rutjes, *Tetrahedron Lett.*, 2006, **47**, 8109; (b) J. M. M. Verkade, L. J. C. van Hemert, P. J. L. M. Quaedflieg, H. E. Schoemaker, M. Schürmann, F. L. van Delft and F. P. J. T. Rutjes, *Adv. Synth. Catal.*, 2007, **349**, 1332.
- 18 *Handbook of Homogeneous Hydrogenation*, ed. J. G. de Vries and C. J. Elsevier, Wiley-VCH, Weinheim, 2007.
- 19 For a review on the stereoselective synthesis of 1,3-diols, including (transfer) hydrogenation of 3-hydroxyketones, see: S. E. Bode, M. Wolberg and M. Müller, *Synthesis*, 2006, 557–558.
- 20 (a) O. Labeeuw, C. Roche, P. Phansavath and J.-P. Genêt, *Org. Lett.*, 2007, **9**, 105; (b) C. Roche, O. Labeeuw, M. Haddad, T. Ayad, J.-P. Genet, V. Ratovelomanana-Vidal and P. Phansavath, *Eur. J. Org. Chem.*, 2009, 3977.
- 21 G. K. M. Verzijl, NL1009346 (C2), 1998, Asymmetrische transferhydrogering.
- 22 B. List, *J. Am. Chem. Soc.*, 2000, **122**, 9336.
- 23 It should be noted that in some instances, Mannich ketones were prone to partial racemization over time. We hypothesize that racemization occurs *via* catalysis by trace impurities in the Mannich product samples, because ketones 6–9 were oils and purified by troublesome column chromatography, while 1 was purified through crystallization and the resulting crystals appeared more stable.
- 24 xyz file generated with Mercury 3.5.1 (<http://www.ccdc.cam.ac.uk/Solutions/CSDSystem/Pages/Mercury.aspx>). Picture generated with CXLview, 1.0b; C. Y. Legault, Université de Sherbrooke, 2009 (<http://www.cylview.org>). CCDC 1400959.