

PDF hosted at the Radboud Repository of the Radboud University Nijmegen

The following full text is a publisher's version.

For additional information about this publication click this link.

<http://hdl.handle.net/2066/128935>

Please be advised that this information was generated on 2021-09-26 and may be subject to change.

First Symmetry Tests in Polarized Z^0 Decays to $b\bar{b}g$

Koya Abe,²⁴ Kenji Abe,¹⁵ T. Abe,²¹ I. Adam,²¹ H. Akimoto,²¹ D. Aston,²¹ K. G. Baird,¹¹ C. Baltay,³⁰ H. R. Band,²⁹ T. L. Barklow,²¹ J. M. Bauer,¹² G. Bellodi,¹⁷ R. Berger,²¹ G. Blaylock,¹¹ J. R. Bogart,²¹ G. R. Bower,²¹ J. E. Brau,¹⁶ M. Breidenbach,²¹ W. M. Bugg,²³ D. Burke,²¹ T. H. Burnett,²⁸ P. N. Burrows,¹⁷ A. Calcaterra,⁸ R. Cassell,²¹ A. Chou,²¹ H. O. Cohn,²³ J. A. Coller,⁴ M. R. Convery,²¹ V. Cook,²⁸ R. F. Cowan,¹³ G. Crawford,²¹ C. J. S. Damerell,¹⁹ M. Daoudi,²¹ N. de Groot,² R. de Sangro,⁸ D. N. Dong,¹³ M. Doser,²¹ R. Dubois,²¹ I. Erofeeva,¹⁴ V. Eschenburg,¹² E. Etzion,²⁹ S. Fahey,⁵ D. Falciari,⁸ J. P. Fernandez,²⁶ K. Flood,¹¹ R. Frey,¹⁶ E. L. Hart,²³ K. Hasuko,²⁴ S. S. Hertzbach,¹¹ M. E. Huffer,²¹ X. Huynh,²¹ M. Iwasaki,¹⁶ D. J. Jackson,¹⁹ P. Jacques,²⁰ J. A. Jaros,²¹ Z. Y. Jiang,²¹ A. S. Johnson,²¹ J. R. Johnson,²⁹ R. Kajikawa,¹⁵ M. Kalelkar,²⁰ H. J. Kang,²⁰ R. R. Kofler,¹¹ R. S. Kroeger,¹² M. Langston,¹⁶ D. W. G. Leith,²¹ V. Lia,¹³ C. Lin,¹¹ G. Mancinelli,²⁰ S. Manly,³⁰ G. Mantovani,¹⁸ T. W. Markiewicz,²¹ T. Maruyama,²¹ A. K. McKemey,³ R. Messner,²¹ K. C. Moffeit,²¹ T. B. Moore,³⁰ M. Morii,²¹ D. Muller,²¹ V. Murzin,¹⁴ S. Narita,²⁴ U. Nauenberg,⁵ H. Neal,³⁰ G. Nesom,¹⁷ N. Oishi,¹⁵ D. Onoprienko,²³ L. S. Osborne,¹³ R. S. Panvini,²⁷ C. H. Park,²² I. Peruzzi,⁸ M. Piccolo,⁸ L. Piemontese,⁷ R. J. Plano,²⁰ R. Prepost,²⁹ C. Y. Prescott,²¹ B. N. Ratcliff,²¹ J. Reidy,¹² P. L. Reinertsen,²⁶ L. S. Rochester,²¹ P. C. Rowson,²¹ J. J. Russell,²¹ O. H. Saxton,²¹ T. Schalk,²⁶ B. A. Schumm,²⁶ J. Schwiening,²¹ V. V. Serbo,²¹ G. Shapiro,¹⁰ N. B. Sinev,¹⁶ J. A. Snyder,³⁰ H. Staengle,⁶ A. Stahl,²¹ P. Stamer,²⁰ H. Steiner,¹⁰ D. Su,²¹ F. Suekane,²⁴ A. Sugiyama,¹⁵ A. Suzuki,¹⁵ M. Swartz,⁹ F. E. Taylor,¹³ J. Thom,²¹ E. Torrence,¹³ T. Usher,²¹ J. Va'vra,²¹ R. Verdier,¹³ D. L. Wagner,⁵ A. P. Waite,²¹ S. Walston,¹⁶ A. W. Weidemann,²³ E. R. Weiss,²⁸ J. S. Whitaker,⁴ S. H. Williams,²¹ S. Willocq,¹¹ R. J. Wilson,⁶ W. J. Wisniewski,²¹ J. L. Wittlin,¹¹ M. Woods,²¹ T. R. Wright,²⁹ R. K. Yamamoto,¹³ J. Yashima,²⁴ S. J. Yellin,²⁵ C. C. Young,²¹ and H. Yuta¹

(The SLD Collaboration)

¹Aomori University, Aomori, 030 Japan

²University of Bristol, Bristol, United Kingdom

³Brunel University, Uxbridge, Middlesex, UB8 3PH United Kingdom

⁴Boston University, Boston, Massachusetts 02215

⁵University of Colorado, Boulder, Colorado 80309

⁶Colorado State University, Ft. Collins, Colorado 80523

⁷INFN Sezione di Ferrara and Università di Ferrara, I-44100 Ferrara, Italy

⁸INFN Laboratori Nazionali di Frascati, I-00044 Frascati, Italy

⁹Johns Hopkins University, Baltimore, Maryland 21218-2686

¹⁰Lawrence Berkeley Laboratory, University of California, Berkeley, California 94720

¹¹University of Massachusetts, Amherst, Massachusetts 01003

¹²University of Mississippi, University, Mississippi 38677

¹³Massachusetts Institute of Technology, Cambridge, Massachusetts 02139

¹⁴Institute of Nuclear Physics, Moscow State University, 119899 Moscow, Russia

¹⁵Nagoya University, Chikusa-ku, Nagoya, 464 Japan

¹⁶University of Oregon, Eugene, Oregon 97403

¹⁷Oxford University, Oxford, OX1 3RH, United Kingdom

¹⁸INFN Sezione di Perugia and Università di Perugia, I-06100 Perugia, Italy

¹⁹Rutherford Appleton Laboratory, Chilton, Didcot, Oxon OX11 0QX, United Kingdom

²⁰Rutgers University, Piscataway, New Jersey 08855

²¹Stanford Linear Accelerator Center, Stanford University, Stanford, California 94309

²²Soongsil University, Seoul, Korea 156-743

²³University of Tennessee, Knoxville, Tennessee 37996

²⁴Tohoku University, Sendai, 980 Japan

²⁵University of California at Santa Barbara, Santa Barbara, California 93106

²⁶University of California at Santa Cruz, Santa Cruz, California 95064

²⁷Vanderbilt University, Nashville, Tennessee 37235

²⁸University of Washington, Seattle, Washington 98105

²⁹University of Wisconsin, Madison, Wisconsin 53706

³⁰Yale University, New Haven, Connecticut 06511

(Received 25 July 2000)

We have made the first direct symmetry tests in the decays of polarized Z^0 bosons into fully identified $b\bar{b}g$ states, collected in the SLD experiment at SLAC. We searched for evidence of parity violation at the $b\bar{b}g$ vertex by studying the asymmetries in the b -quark polar- and azimuthal-angle distributions, and

for evidence of T -odd, CP -even or CP -odd, final-state interactions by measuring angular correlations between the three-jet plane and the Z^0 polarization. We found results consistent with standard model expectations and set 95% C. limits on anomalous contributions.

DOI: 10.1103/PhysRevLett.86.962

PACS numbers: 13.38.Dg, 11.30.Er, 13.88.+e

Polarization is an essential tool in investigations of fundamental symmetries in elementary-particle interactions. Parity violation was first discovered using β decays of polarized ^{60}Co [1], and T , CP , and CPT violations were searched for using polarized neutrons [2] and polarized positronium [3]. The unique sample of polarized Z^0 bosons produced in annihilations of longitudinally polarized electrons with unpolarized positrons at the SLAC

Linear Collider (SLC) can similarly be employed for fundamental symmetry tests. Here we use $e^+e^- \rightarrow Z^0 \rightarrow$ three-jet events to test symmetry properties of the standard model (SM). The $b\bar{b}g$ final state provides a particularly interesting probe for possible beyond-SM processes that couple to massive particles.

The tree-level differential cross section for $e^+e^- \rightarrow q\bar{q}g$ can be expressed as [4]

$$2\pi \frac{d^4\sigma}{d(\cos\theta)d\chi dx d\bar{x}} = \left[\frac{3}{8}(1 + \cos^2\theta)\sigma_U + \frac{3}{4}\sin^2\theta\sigma_L + \frac{3}{4}\sin^2\theta\cos 2\chi\sigma_T + \frac{3}{2\sqrt{2}}\sin 2\theta\cos\chi\sigma_I \right] h_f^{(1)} + \left[\frac{3}{4}\cos\theta\sigma_P - \frac{3}{\sqrt{2}}\sin\theta\cos\chi\sigma_A \right] h_f^{(2)}, \quad (1)$$

where θ is the polar angle of the thrust axis with respect to the electron beam, and χ is the azimuthal angle of the event plane with respect to the quark-electron plane. The thrust axis is defined to be along the most energetic jet and to point into (opposite) the hemisphere containing the quark (antiquark) if the quark (antiquark) has the higher energy. The sign of $\cos\chi$ is defined in terms of momentum vectors, $\text{sgn}(\cos\chi) = \text{sgn}[(\vec{q} \times \vec{g}) \cdot (\vec{q} \times \vec{e}^-)]$. The functions $h_f^{(1)}$ and $h_f^{(2)}$ contain the dependence on the beam polarization and the electroweak couplings [4]; quantum chromodynamic (QCD) contributions are expressed in terms of $\sigma_i \equiv d^2\sigma_i/dx d\bar{x}$, with $i = U, L, T, I, A, P$, where x and \bar{x} are the scaled momenta of the quark and antiquark, respectively. While the first four terms are even under P reversal, the last two terms are P -odd, and are sensitive to any parity-violating interactions at the $Z^0 q\bar{q}$ or $q\bar{q}g$ vertices. More generally there can be, in addition, three terms that are odd under T reversal [5]. However, these terms vanish at tree level in a theory that respects CPT invariance.

We report the first experimental study of angular asymmetries in polarized Z^0 decays to fully identified $b\bar{b}g$ states. We present new tests of QCD using the P -odd asymmetries in the θ and χ distributions [6], as well as the first measurements of two T -odd triple-product correlations between the $b\bar{b}g$ plane and the Z^0 polarization. By integrating Eq. (1) over x , \bar{x} , and χ , we obtain

$$\frac{d\sigma}{d\cos\theta} \propto 1 + \alpha \cos^2\theta + 2P_Z A_P \cos\theta, \quad (2)$$

where $P_Z = (P_{e^-} - A_e)/(1 - P_{e^-} \cdot A_e)$, P_{e^-} is the signed electron-beam polarization, the parity-violation parameter $A_P = A_b \cdot \hat{\sigma}_P/(\hat{\sigma}_U + \hat{\sigma}_L)$, A_e (A_b) is the electroweak coupling of the Z^0 to the initial (final) state, and $A_j = 2v_j a_j/(v_j^2 + a_j^2)$ in terms of the vector, v_j , and axial-vector, a_j , couplings of fermion j to the

Z^0 ; $\alpha = (\hat{\sigma}_U - 2\hat{\sigma}_L)/(\hat{\sigma}_U + 2\hat{\sigma}_L)$ and $\hat{\sigma}_i \equiv \int d^2\sigma_i$. Similarly,

$$\frac{d\sigma}{d\chi} \propto 1 + \beta \cos 2\chi - \frac{3\pi}{2\sqrt{2}} P_Z A'_P \cos\chi, \quad (3)$$

where $A'_P = A_b \cdot \hat{\sigma}_A/(\hat{\sigma}_U + \hat{\sigma}_L)$, and $\beta = \hat{\sigma}_T/(\hat{\sigma}_U + \hat{\sigma}_L)$. Given the value of A_b , measurement of A_P and A'_P allows one to test the QCD predictions for $\hat{\sigma}_P/(\hat{\sigma}_U + \hat{\sigma}_L)$ and $\hat{\sigma}_A/(\hat{\sigma}_U + \hat{\sigma}_L)$. Furthermore, the ratio A'_P/A_P yields $\hat{\sigma}_A/\hat{\sigma}_P$ independently of A_b .

In terms of the polar angle ω , with respect to the electron-beam direction, of the vector \vec{n} normal to the event plane,

$$\frac{d\sigma}{d\cos\omega} \propto 1 + \gamma \cos^2\omega + \frac{16}{9} P_Z A_T \cos\omega, \quad (4)$$

where $\gamma = (2\hat{\sigma}_L - \hat{\sigma}_U - 6\hat{\sigma}_T)/(3\hat{\sigma}_U + 2\hat{\sigma}_L + 2\hat{\sigma}_T)$; the asymmetry term is one of the three T -odd terms mentioned above. The vector \vec{n} can be defined in several ways; for example, (i) using the two highest-energy jets, $\vec{n} = \vec{p}_1 \times \vec{p}_2$, or (ii) using the quark and antiquark momenta, $\vec{n} = \vec{p}_b \times \vec{p}_{\bar{b}}$. The asymmetry is CP -even in the first definition and CP -odd in the second; in both cases in the SM, $A_T = 0$ at tree level. Higher-order corrections to $e^+e^- \rightarrow b\bar{b}g$ yield $|A_T| < 10^{-5}$ [7]. The asymmetry in $\cos\omega$ is hence potentially sensitive to beyond-SM processes [8]. In an earlier paper [9] we studied only the CP -even case using a lower-statistics sample of flavor-inclusive Z^0 decays.

In each of Eqs. (2)–(4) the beam polarization effectively increases the analyzing power for our measurement of the respective asymmetry parameter by a factor $(P_{e^-}/A_e)^2 \simeq 20$ relative to the unpolarized case.

The measurement was performed using approximately 550 000 $Z^0 \rightarrow$ hadron decays produced in collisions of longitudinally polarized electrons with unpolarized

positrons at the SLC between 1993 and 1998. In order to reduce systematic effects on polarization-dependent asymmetries the electron polarization direction was reversed randomly pulse-by-pulse; the magnitude of the average polarization was 0.73. The data were recorded in the SLC Large Detector (SLD) [10]. The trigger and hadronic event selection criteria are described elsewhere [11]. This analysis used charged tracks measured in the central drift chamber and in the CCD-based vertex detectors (VXD) [12]. About 70% of the data were taken with the new VXD installed in 1996 (VXD3) and the rest with the previous detector (VXD2). Only well-reconstructed tracks [13] were used for the b -jet tagging. Particle energies were measured in the liquid-argon and warm-iron calorimeters; the calorimetric information was used only to reconstruct the thrust axis.

In each event jets were reconstructed using the ‘‘Durham’’ algorithm [14]. To select planar three-jet events we required exactly three reconstructed jets to be found with a jet-resolution parameter value of $y_c = 0.005$, the sum of the angles between the three jets to be greater than 358° , and that each jet contains at least two charged tracks; 74 886 events satisfied these criteria. The jet energies were calculated by using the measured jet directions and solving the three-body kinematics assuming massless jets. The jets were then labeled such that $E_1 > E_2 > E_3$.

To select $b\bar{b}g$ events the long lifetime and large invariant mass of B hadrons were exploited. An algorithm [15,16] was applied to the set of well-reconstructed tracks in each jet in an attempt to reconstruct a decay vertex. Vertices were required to contain at least two tracks, and to be separated from the interaction point (IP) by at least 1 mm. We calculated (described below) that the probability for reconstructing at least one such vertex was $\sim 91\%$ (77%) in $b\bar{b}g$ events, $\sim 45\%$ (26%) in $c\bar{c}g$ events, and $\sim 2\%$ (2%) in light-quark events recorded in VXD3 (VXD2).

An event was selected as $b\bar{b}g$ if at least one jet contained a vertex with invariant mass [16] $> 1.5 \text{ GeV}/c^2$. A total of 14 658 events satisfied this requirement and were subjected to further analysis. We calculated that this selection is 84% (69%) efficient for identifying a sample of $b\bar{b}g$ events with 84% (87%) purity, and containing 14% (11%) $c\bar{c}g$ and 2% (2%) light-flavor backgrounds.

In order to isolate the gluon jet, a b tag was evaluated for each jet in the selected event sample. This tag was defined to be positive if the jet contained a vertex, or if it contained at least three ‘‘significant’’ tracks, i.e., with normalized impact parameter with respect to the IP $d/\sigma_d > 3$ [13]; otherwise the tag was defined to be negative. Jet 1 was tagged as the gluon jet (g) if it had a negative b tag and both jets 2 and 3 had positive b tags. Jet 2 was tagged as the gluon jet if it had a negative b tag and jet 3 a positive one. Otherwise, jet 3 was tagged as the gluon jet. We calculated that, on average, the purity of the tagged gluon jet sample was 91% (88%).

In order to distinguish the b and \bar{b} jets we evaluated for each jet j the momentum-weighted charge, $Q_j = \sum q_i |\vec{p}_i \cdot \hat{i}|^\kappa$, where $\kappa = 0.5$, \hat{i} is the unit vector along the thrust axis, and q_i and \vec{p}_i are the charge and momentum, respectively, of the i th track in jet j . We calculated the charge difference, $Q_{\text{diff}} \equiv Q_1 - Q_2 - Q_3$. If Q_{diff} was negative (positive) we assigned jet 1 as the b (\bar{b}) jet, unless jet 1 was gluon tagged, in which case we assigned jet 2 as the b (\bar{b}) jet if Q_{diff} was positive (negative). The probability of correct b/\bar{b} assignment, $\mathcal{P}(Q_{\text{diff}})$, was calculated from the data by using a self-calibration technique [17], $\mathcal{P}(Q_{\text{diff}}) = 1/(1 + e^{-\alpha_b |Q_{\text{diff}}|})$, where α_b is a fitted parameter. Averaged over $\cos\theta$, $\alpha_b = 0.218 \pm 0.018$ (VXD3) [0.248 ± 0.030 (VXD2)], corresponding to $\langle \mathcal{P} \rangle = 0.68$ (VXD3) [0.67 (VXD2)].

A detailed Monte Carlo simulation based on the JETSET 7.4 [18] event generator and our tuned B -decay model [19], combined with a simulation of the detector response, was used to evaluate the efficiency and purity of the $b\bar{b}g$ event selection and the purity of the jet flavor tags. For those simulated events satisfying the three-jet criteria, exactly three jets were reconstructed at the parton level by applying the jet algorithm to the parton four-momenta. The three parton-level jets were associated with the three detector-level jets by choosing the combination that minimized the sum of the angular differences between the corresponding jet axes, and the energies and charges of the matching jets were compared.

Figures 1(a) and 1(b) show the observed $\cos\theta$ distributions for event samples produced by left- and right-handed electron beams, respectively. The distributions may be described by

$$\frac{d\sigma}{d \cos\theta} \propto 1 + \alpha \cos^2\theta + 2P_Z \cos\theta [A_P f_b (2p_\theta^b - 1) + A_{P,c} f_c (2p_\theta^c - 1) + A_{P,uds} (1 - f_b - f_c) (2p_\theta^{uds} - 1)], \quad (5)$$

where f_b and f_c are the fractions of $b\bar{b}g$ and $c\bar{c}g$ events in the sample, respectively, $A_{P,c}$ and $A_{P,uds}$ are the SM asymmetry parameters for the respective backgrounds (Fig. 1), and p_θ^b , p_θ^c , and p_θ^{uds} are the probabilities to reconstruct $\cos\theta$ with the correct sign in $b\bar{b}g$, $c\bar{c}g$, and light-quark events, respectively. The data were used to calculate p_θ^b

(= \mathcal{P} above); all other quantities were calculated from the simulation. A maximum-likelihood fit of Eq. (5) yielded $A_P = 0.855 \pm 0.050(\text{stat})$.

Figures 2(a) and 2(b) show the observed χ distributions for events produced with left- and right-handed electron beams, respectively. They may be described by

$$\frac{d\sigma}{d\chi} \propto 1 + \beta \cos 2\chi - \frac{3\pi}{2\sqrt{2}} P_Z \cos \chi [A'_{P,c} f_b (2p_\chi^b - 1) + A'_{P,c} f_c (2p_\chi^c - 1) + A'_{P,uds} (1 - f_b - f_c) (2p_\chi^{uds} - 1)], \quad (6)$$

where $A'_{P,c}$ and $A'_{P,uds}$ are the SM asymmetry parameters for the respective backgrounds, and p_χ^b , p_χ^c , and p_χ^{uds} are the probabilities to reconstruct $\cos\chi$ with the correct sign in $b\bar{b}g$, $c\bar{c}g$, and light-quark events, respectively. Averaged over χ , $p_\chi^b = 0.64$ (0.63), which was derived using the measured value of \mathcal{P} (above) combined with the simulated probability to tag the gluon jet correctly. All other parameters were calculated from the simulation. A maximum-likelihood fit of Eq. (6) yielded $A'_P = -0.013 \pm 0.033(\text{stat})$.

Figures 3(a) and 3(b) show the left-right forward-backward asymmetry in $|\cos\omega| \equiv z$,

$$\tilde{A}_{FB}(z) \equiv \frac{\sigma_L(z) - \sigma_L(-z) + \sigma_R(-z) - \sigma_R(z)}{\sigma_L(z) + \sigma_L(-z) + \sigma_R(-z) + \sigma_R(z)}$$

for the two definitions of \vec{n} : (i) $\vec{p}_1 \times \vec{p}_2$ and (ii) $\vec{p}_b \times \vec{p}_{\bar{b}}$. No asymmetry is apparent. The $\cos\omega$ distributions may be described, assuming no asymmetries in the $c\bar{c}g$ and light-quark backgrounds, by

$$\frac{d\sigma}{d\cos\omega} \propto 1 - \frac{1}{3} \cos^2\omega + \frac{16}{9} P_Z A_T^\pm f_b (2p_\pm^b - 1) \cos\omega, \quad (7)$$

where p_\pm^b is the probability to sign $\cos\omega$ correctly in the CP -even (+) and CP -odd (-) cases, respectively. In the CP -even case, in which the jets were labeled according to their energy, six detector-jet energy orderings were possible for a given parton-jet energy ordering. By using the simulation we calculated that, averaged over $\cos\omega$, $p_+^b = 0.76$ (0.76). In the CP -odd case, both the gluon

jet and the b jet must be tagged correctly, and p_-^b ($= p_\chi^b$ above) = 0.64 (0.63). Maximum-likelihood fits (Fig. 3) of Eq. (7) yielded $A_T^+ = -0.014 \pm 0.016(\text{stat})$ and $A_T^- = -0.035 \pm 0.024(\text{stat})$.

We considered sources of systematic error [17,19] which potentially affect our results. The modeling of the detector response was studied by varying the tracking efficiency and resolution within their estimated uncertainties, and by varying the vertex-mass and significant-track requirements. In addition, the error on the probability for correct jet-energy ordering was estimated from the difference between results derived using HERWIG [20] and JETSET. The error on the b/\bar{b} -jet identification probability was derived from the statistical uncertainty in the α_b determination using the self-calibration technique; charge correlations between hemispheres [17] were explicitly taken into account. Contributions from the modeling of underlying physics processes were also studied. In $b\bar{b}$ events we considered the uncertainties on the branching fraction for $Z^0 \rightarrow b\bar{b}$, the B -hadron fragmentation function, the rates of production of B^\pm , B^0 and B_s^0 mesons and B baryons, the lifetimes of B mesons and baryons, and the average B -hadron decay charge multiplicity. In $c\bar{c}$ events we considered the uncertainties on the branching fraction for $Z^0 \rightarrow c\bar{c}$, the charmed hadron fragmentation function, the rates of production of D^0 , D^+ , and D_s mesons and charmed baryons, and the charged multiplicity of charmed hadron decays. We also considered the rate of production of $s\bar{s}$ in the jet fragmentation process, and the production of secondary $b\bar{b}$ and $c\bar{c}$ from gluon splitting. The uncertainty on the beam polarization was also taken into account.

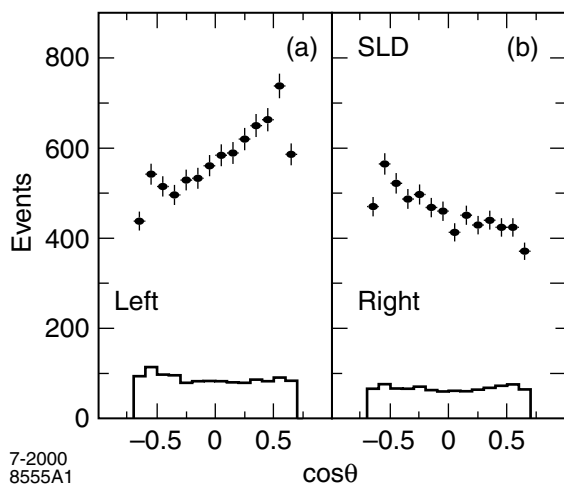


FIG. 1. Polar-angle distribution of the signed-thrust axis direction (see text) for (a) left-handed and (b) right-handed electron beams. The histograms represent the simulated backgrounds.

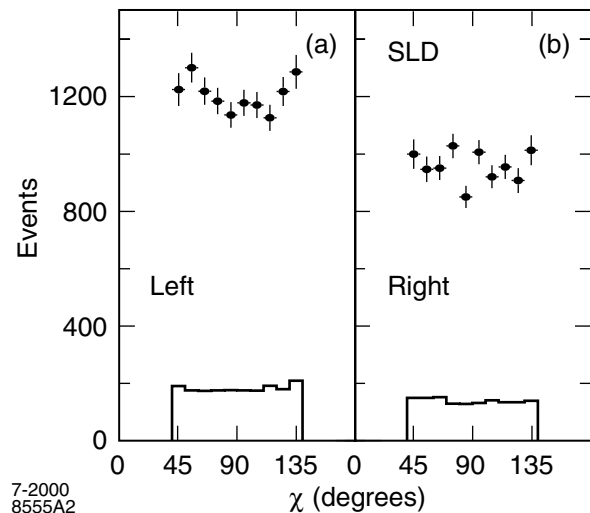


FIG. 2. Same as Fig. 1, but for the azimuthal-angle distribution (see text).

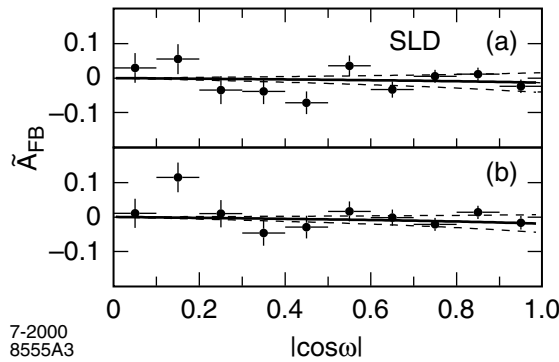


FIG. 3. Left-right forward-backward asymmetry in $\cos\omega$ (see text) for (a) CP -even case and (b) CP -odd case. The solid curves are the best fit to the data sample, and the dashed curves correspond to the 95% C. limits.

The systematic errors on A_P' and A_T^\pm are negligibly small as the uncertainty diminishes with the measured asymmetry, which in all three cases is small and consistent with zero. In the case of A_P the errors are summarized in Table I. The largest contributions arose from the uncertainties in α_b and the background level. Quark mass effects are expected to be negligible compared with our statistical errors [21].

From the measured values of A_P and A_P' , and assuming the SM expectation of $A_b \approx 0.935$ for $\sin^2\theta_w = 0.232$, we find, respectively,

$$\frac{\hat{\sigma}_P}{\hat{\sigma}_U + \hat{\sigma}_L} = 0.914 \pm 0.053(\text{stat}) \pm 0.063(\text{sys}),$$

$$\frac{\hat{\sigma}_A}{\hat{\sigma}_U + \hat{\sigma}_L} = -0.014 \pm 0.035(\text{stat}) \pm 0.002(\text{sys}).$$

These values are consistent with the $\mathcal{O}(\alpha_s^2)$ QCD expectation (for massless quarks) of $\hat{\sigma}_P/(\hat{\sigma}_U + \hat{\sigma}_L) = 0.93$ and $\hat{\sigma}_A/(\hat{\sigma}_U + \hat{\sigma}_L) = -0.06$, respectively, calculated using JETSET 7.4. These yield $\hat{\sigma}_A/\hat{\sigma}_P = -0.015 \pm 0.038$, independent of the assumed A_b and consistent with the expected value -0.065 . We also used the A_P and A_P' values to set a 95% C.L. limit on an anomalous axial-vector coupling of the gluon to the b quark, parametrized [24] by a factor $(1 + \epsilon\gamma_5)\gamma_\nu$ in the $b\bar{b}g$ coupling, of $\epsilon < 0.34$. The measured values of A_T^+ and A_T^- correspond to 95% C.L. limits of $-0.045 < A_T^+ < 0.016$ and $-0.082 < A_T^- < 0.012$ (Fig. 3).

In conclusion, we have made the first symmetry tests in polarized Z^0 decays to $b\bar{b}g$. From the forward-backward

TABLE I. Contributions to the relative systematic error on A_P .

Error source	$\delta A_P/A_P$
α_b	5.7%
Hemisphere correlation	1.0%
Tag composition	3.9%
Detector modeling	1.0%
Beam polarization	0.8%
Total	7.1%

polar-angle asymmetry of the signed-thrust axis and the azimuthal-angle asymmetry, we found the parity-violation parameters A_P and A_P' , respectively, to be consistent with $\mathcal{O}(\alpha_s^2)$ QCD expectations. We set a corresponding 95% C.L. limit on parity violation at the $b\bar{b}g$ vertex. Using the event-plane normal polar-angle distributions, we set 95% C.L. limits on the T -odd and CP -even and CP -odd asymmetry parameters A_T^+ and A_T^- , respectively.

We thank Arnd Brandenburg, Lance Dixon, Haakon Olsen, and Per Osland for many helpful discussions. We thank the personnel of the SLAC Accelerator Department and the technical staffs of our collaborating institutions for their outstanding efforts on our behalf.

- [1] C. S. Wu *et al.*, Phys. Rev. **105**, 1413 (1957).
- [2] E. M. Henley, in *Proceedings of the International Symposium on Weak and Electromagnetic Interactions in Nuclei, Montreal, 1989*, edited by P. Depommier (Editions Frontieres, Gif-sur-Yvette, 1989), p. 181.
- [3] B. K. Arbic *et al.*, Phys. Rev. A **37**, 3189 (1988); M. Skalsey and J. Van House, Phys. Rev. Lett. **67**, 1993 (1991).
- [4] H. A. Olsen *et al.*, Nucl. Phys. **B171**, 209 (1980).
- [5] K. Hagiwara *et al.*, Nucl. Phys. **B358**, 80 (1991).
- [6] P. N. Burrows and P. Osland, Phys. Lett. B **400**, 385 (1997).
- [7] A. Brandenburg, L. Dixon, and Y. Shadmi, Phys. Rev. D **53**, 1264 (1996).
- [8] See, e.g., C. D. Carone and H. Murayama, Phys. Rev. Lett. **74**, 3122 (1995).
- [9] K. Abe *et al.*, Phys. Rev. Lett. **75**, 4173 (1995).
- [10] SLD Design Report, SLAC Report No. 273, 1984.
- [11] K. Abe *et al.*, Phys. Rev. D **56**, 5310 (1997).
- [12] C. J. S. Damerell *et al.*, Nucl. Instrum. Methods Phys. Res., Sect. A **288**, 236 (1990); K. Abe *et al.*, Nucl. Instrum. Methods Phys. Res., Sect. A **400**, 287 (1997).
- [13] K. Abe *et al.*, Phys. Rev. D **53**, 1023 (1996).
- [14] S. Catani *et al.*, Phys. Lett. B **263**, 491 (1991).
- [15] D. J. Jackson, Nucl. Instrum. Methods Phys. Res., Sect. A **388**, 247 (1997).
- [16] K. Abe *et al.*, Phys. Rev. Lett. **84**, 4300 (2000).
- [17] K. Abe *et al.*, Phys. Rev. Lett. **81**, 942 (1998).
- [18] T. Sjöstrand, Comput. Phys. Commun. **82**, 74 (1994).
- [19] K. Abe *et al.*, Phys. Rev. Lett. **80**, 660 (1998).
- [20] G. Marchesini *et al.*, Comput. Phys. Commun. **67**, 465 (1992).
- [21] The leading $[O(\alpha_s)]$ quark mass effects do not change the form of Eq. (1) [22], and our angular decomposition analysis in terms of θ and χ is valid at this order. Residual effects on our measurements of $\hat{\sigma}_P/(\hat{\sigma}_U + \hat{\sigma}_L)$ and $\hat{\sigma}_A/(\hat{\sigma}_U + \hat{\sigma}_L)$ are expected [22,23] to be at the level of, at most, a few percent. Effects on A_T^\pm are at the level of 0.0002 [9].
- [22] Leo Saks, Cand. Scient. thesis, University of Bergen, 1997.
- [23] H. A. Olsen and J. B. Stav, Phys. Rev. D **50**, 6775 (1994).
- [24] O. M. OGREID, Cand. Scient. thesis, University of Bergen, 1993; P. Osland (private communication).