

PDF hosted at the Radboud Repository of the Radboud University Nijmegen

The following full text is a publisher's version.

For additional information about this publication click this link.

<http://hdl.handle.net/2066/128909>

Please be advised that this information was generated on 2020-09-25 and may be subject to change.

Search for T and CP Violation in $B^0-\bar{B}^0$ Mixing with Inclusive Dilepton Events

B. Aubert,¹ D. Boutigny,¹ J.-M. Gaillard,¹ A. Hicheur,¹ Y. Karyotakis,¹ J. P. Lees,¹ P. Robbe,¹ V. Tisserand,¹ A. Zghiche,¹ A. Palano,² A. Pompili,² G. P. Chen,³ J. C. Chen,³ N. D. Qi,³ G. Rong,³ P. Wang,³ Y. S. Zhu,³ G. Eigen,⁴ B. Stugu,⁴ G. S. Abrams,⁵ A. W. Borgland,⁵ A. B. Breon,⁵ D. N. Brown,⁵ J. Button-Shafer,⁵ R. N. Cahn,⁵ M. S. Gill,⁵ A. V. Gritsan,⁵ Y. Groysman,⁵ R. G. Jacobsen,⁵ R. W. Kadel,⁵ J. Kadyk,⁵ L. T. Kerth,⁵ Yu. G. Kolomensky,⁵ J. F. Kral,⁵ C. LeClerc,⁵ M. E. Levi,⁵ G. Lynch,⁵ P. J. Oddone,⁵ M. Pripstein,⁵ N. A. Roe,⁵ A. Romosan,⁵ M. T. Ronan,⁵ V. G. Shelkov,⁵ A. V. Telnov,⁵ W. A. Wenzel,⁵ T. J. Harrison,⁶ C. M. Hawkes,⁶ D. J. Knowles,⁶ S. W. O'Neale,⁶ R. C. Penny,⁶ A. T. Watson,⁶ N. K. Watson,⁶ T. Deppermann,⁷ K. Goetzen,⁷ H. Koch,⁷ M. Kunze,⁷ B. Lewandowski,⁷ K. Peters,⁷ H. Schmuecker,⁷ M. Steinke,⁷ N. R. Barlow,⁸ W. Bhimji,⁸ N. Chevalier,⁸ P. J. Clark,⁸ W. N. Cottingham,⁸ B. Foster,⁸ C. Mackay,⁸ F. F. Wilson,⁸ K. Abe,⁹ C. Hearty,⁹ T. S. Mattison,⁹ J. A. McKenna,⁹ D. Thiessen,⁹ S. Jolly,¹⁰ A. K. McKemey,¹⁰ V. E. Blinov,¹¹ A. D. Bukin,¹¹ D. A. Bukin,¹¹ A. R. Buzykaev,¹¹ V. B. Golubev,¹¹ V. N. Ivanchenko,¹¹ A. A. Korol,¹¹ E. A. Kravchenko,¹¹ A. P. Onuchin,¹¹ S. I. Serednyakov,¹¹ Yu. I. Skovpen,¹¹ V. I. Telnov,¹¹ A. N. Yushkov,¹¹ D. Best,¹² M. Chao,¹² D. Kirkby,¹² A. J. Lankford,¹² M. Mandelkern,¹² S. McMahon,¹² D. P. Stoker,¹² K. Arisaka,¹³ C. Buchanan,¹³ S. Chun,¹³ D. B. MacFarlane,¹⁴ S. Prell,¹⁴ Sh. Rahatlou,¹⁴ G. Raven,¹⁴ V. Sharma,¹⁴ C. Campagnari,¹⁵ B. Dahmes,¹⁵ P. A. Hart,¹⁵ N. Kuznetsova,¹⁵ S. L. Levy,¹⁵ O. Long,¹⁵ A. Lu,¹⁵ M. A. Mazur,¹⁵ J. D. Richman,¹⁵ W. Verkerke,¹⁵ J. Beringer,¹⁶ A. M. Eisner,¹⁶ M. Grothe,¹⁶ C. A. Heusch,¹⁶ W. S. Lockman,¹⁶ T. Pulliam,¹⁶ T. Schalk,¹⁶ R. E. Schmitz,¹⁶ B. A. Schumm,¹⁶ A. Seiden,¹⁶ M. Turri,¹⁶ W. Walkowiak,¹⁶ D. C. Williams,¹⁶ M. G. Wilson,¹⁶ E. Chen,¹⁷ G. P. Dubois-Felsmann,¹⁷ A. Dvoretzskii,¹⁷ D. G. Hitlin,¹⁷ S. Metzler,¹⁷ J. Oyang,¹⁷ F. C. Porter,¹⁷ A. Ryd,¹⁷ S. Yang,¹⁷ R. Y. Zhu,¹⁷ S. Devmal,¹⁸ S. Jayatilleke,¹⁸ G. Mancinelli,¹⁸ B. T. Meadows,¹⁸ M. D. Sokoloff,¹⁸ T. Barillari,¹⁹ P. Bloom,¹⁹ W. T. Ford,¹⁹ U. Nauenberg,¹⁹ A. Olivas,¹⁹ P. Rankin,¹⁹ J. Roy,¹⁹ J. G. Smith,¹⁹ W. C. van Hoek,¹⁹ L. Zhang,¹⁹ J. Blouw,²⁰ J. L. Harton,²⁰ M. Krishnamurthy,²⁰ A. Soffer,²⁰ W. H. Toki,²⁰ R. J. Wilson,²⁰ J. Zhang,²⁰ T. Brandt,²¹ J. Brose,²¹ T. Colberg,²¹ M. Dickopp,²¹ R. S. Dubitzky,²¹ A. Hauke,²¹ E. Maly,²¹ R. Müller-Pfefferkorn,²¹ S. Otto,²¹ K. R. Schubert,²¹ R. Schwierz,²¹ B. Spaan,²¹ L. Wilden,²¹ D. Bernard,²² G. R. Bonneaud,²² F. Brochard,²² J. Cohen-Tanugi,²² S. Ferrag,²² S. T'Jampens,²² Ch. Thiebaux,²² G. Vasileiadis,²² M. Verderi,²² A. Anjomshoa,²³ R. Bernet,²³ A. Khan,²³ D. Lavin,²³ F. Muheim,²³ S. Playfer,²³ J. E. Swain,²³ J. Tinslay,²³ M. Falbo,²⁴ C. Borean,²⁵ C. Bozzi,²⁵ L. Piemontese,²⁵ E. Treadwell,²⁶ F. Anulli,^{27,*} R. Baldini-Ferrolì,²⁷ A. Calcaterra,²⁷ R. de Sangro,²⁷ D. Falciari,²⁷ G. Finocchiaro,²⁷ P. Patteri,²⁷ I. M. Peruzzi,^{27,*} M. Piccolo,²⁷ Y. Xie,²⁷ A. Zallo,²⁷ S. Bagnasco,²⁸ A. Buzzo,²⁸ R. Contri,²⁸ G. Crosetti,²⁸ M. Lo Vetere,²⁸ M. Macri,²⁸ M. R. Monge,²⁸ S. Passaggio,²⁸ F. C. Pastore,²⁸ C. Patrignani,²⁸ E. Robutti,²⁸ A. Santroni,²⁸ S. Tosi,²⁸ M. Morii,²⁹ R. Bartoldus,³⁰ R. Hamilton,³⁰ U. Mallik,³⁰ J. Cochran,³¹ H. B. Crawley,³¹ P.-A. Fischer,³¹ J. Lamsa,³¹ W. T. Meyer,³¹ E. I. Rosenberg,³¹ J. Yi,³¹ G. Grosdidier,³² A. Höcker,³² H. M. Lacker,³² S. Laplace,³² F. Le Diberder,³² V. Lepeltier,³² A. M. Lutz,³² S. Plaszczynski,³² M. H. Schune,³² S. Trincaz-Duvoid,³² G. Wormser,³² R. M. Bionta,³³ V. Brigljević,³³ D. J. Lange,³³ M. Mugge,³³ K. van Bibber,³³ D. M. Wright,³³ A. J. Bevan,³⁴ J. R. Fry,³⁴ E. Gabathuler,³⁴ R. Gamet,³⁴ M. George,³⁴ M. Kay,³⁴ D. J. Payne,³⁴ R. J. Sloane,³⁴ C. Touramanis,³⁴ M. L. Aspinwall,³⁵ D. A. Bowerman,³⁵ P. D. Dauncey,³⁵ U. Egede,³⁵ I. Eschrich,³⁵ G. W. Morton,³⁵ J. A. Nash,³⁵ P. Sanders,³⁵ D. Smith,³⁵ J. J. Back,³⁶ G. Bellodi,³⁶ P. Dixon,³⁶ P. F. Harrison,³⁶ R. J. L. Potter,³⁶ H. W. Shorthouse,³⁶ P. Strother,³⁶ P. B. Vidal,³⁶ G. Cowan,³⁷ S. George,³⁷ M. G. Green,³⁷ A. Kurup,³⁷ C. E. Marker,³⁷ T. R. McMahon,³⁷ S. Ricciardi,³⁷ F. Salvatore,³⁷ G. Vaitsas,³⁷ D. Brown,³⁸ C. L. Davis,³⁸ J. Allison,³⁹ R. J. Barlow,³⁹ J. T. Boyd,³⁹ A. C. Forti,³⁹ F. Jackson,³⁹ G. D. Lafferty,³⁹ N. Savvas,³⁹ J. H. Weatherall,³⁹ J. C. Williams,³⁹ A. Farbin,⁴⁰ A. Jawahery,⁴⁰ V. Lillard,⁴⁰ J. Olsen,⁴⁰ D. A. Roberts,⁴⁰ J. R. Schieck,⁴⁰ G. Blaylock,⁴¹ C. Dallapiccola,⁴¹ K. T. Flood,⁴¹ S. S. Hertzbach,⁴¹ R. Kofler,⁴¹ V. B. Koptchev,⁴¹ T. B. Moore,⁴¹ H. Staengle,⁴¹ S. Willocq,⁴¹ B. Brau,⁴² R. Cowan,⁴² G. Sciolla,⁴² F. Taylor,⁴² R. K. Yamamoto,⁴² M. Milek,⁴³ P. M. Patel,⁴³ F. Palombo,⁴⁴ J. M. Bauer,⁴⁵ L. Cremaldi,⁴⁵ V. Eschenburg,⁴⁵ R. Kroeger,⁴⁵ J. Reidy,⁴⁵ D. A. Sanders,⁴⁵ D. J. Summers,⁴⁵ C. Hast,⁴⁶ J. Y. Nief,⁴⁶ P. Taras,⁴⁶ H. Nicholson,⁴⁷ C. Cartaro,⁴⁸ N. Cavallo,^{48,†} G. De Nardo,⁴⁸ F. Fabozzi,⁴⁸ C. Gatto,⁴⁸ L. Lista,⁴⁸ P. Paolucci,⁴⁸ D. Piccolo,⁴⁸ C. Sciacca,⁴⁸ J. M. LoSecco,⁴⁹ J. R. G. Alsmiller,⁵⁰ T. A. Gabriel,⁵⁰ J. Brau,⁵¹ R. Frey,⁵¹ E. Grauges,⁵¹ M. Iwasaki,⁵¹ N. B. Sinev,⁵¹ D. Strom,⁵¹ F. Colecchia,⁵² F. Dal Corso,⁵² A. Dorigo,⁵² F. Galeazzi,⁵² M. Margoni,⁵² G. Michelon,⁵² M. Morandin,⁵² M. Posocco,⁵² M. Rotondo,⁵² F. Simonetto,⁵² R. Stroili,⁵² E. Torassa,⁵² C. Voci,⁵² M. Benayoun,⁵³ H. Briand,⁵³ J. Chauveau,⁵³ P. David,⁵³ Ch. de la Vaissière,⁵³ L. Del Buono,⁵³ O. Hamon,⁵³ Ph. Leruste,⁵³ J. Ocariz,⁵³ M. Pivk,⁵³ L. Roos,⁵³ J. Stark,⁵³ P. F. Manfredi,⁵⁴ V. Re,⁵⁴ V. Speziali,⁵⁴ E. D. Frank,⁵⁵ L. Gladney,⁵⁵ Q. H. Guo,⁵⁵ J. Panetta,⁵⁵

C. Angelini,⁵⁶ G. Batignani,⁵⁶ S. Bettarini,⁵⁶ M. Bondioli,⁵⁶ F. Bucci,⁵⁶ E. Campagna,⁵⁶ M. Carpinelli,⁵⁶ F. Forti,⁵⁶ M. A. Giorgi,⁵⁶ A. Lusiani,⁵⁶ G. Marchiori,⁵⁶ F. Martinez-Vidal,⁵⁶ M. Morganti,⁵⁶ N. Neri,⁵⁶ E. Paoloni,⁵⁶ M. Rama,⁵⁶ G. Rizzo,⁵⁶ F. Sandrelli,⁵⁶ G. Simi,⁵⁶ G. Triggiani,⁵⁶ J. Walsh,⁵⁶ M. Haire,⁵⁷ D. Judd,⁵⁷ K. Paick,⁵⁷ L. Turnbull,⁵⁷ D. E. Wagoner,⁵⁷ J. Albert,⁵⁸ C. Lu,⁵⁸ V. Miftakov,⁵⁸ S. F. Schaffner,⁵⁸ A. J. S. Smith,⁵⁸ A. Tumanov,⁵⁸ E. W. Varnes,⁵⁸ G. Cavoto,⁵⁹ D. del Re,⁵⁹ R. Faccini,^{14,59} F. Ferrarotto,⁵⁹ F. Ferroni,⁵⁹ M. A. Mazzoni,⁵⁹ S. Morganti,⁵⁹ G. Piredda,⁵⁹ M. Serra,⁵⁹ C. Voena,⁵⁹ S. Christ,⁶⁰ R. Waldi,⁶⁰ T. Adye,⁶¹ N. De Groot,⁶¹ B. Franek,⁶¹ N. I. Geddes,⁶¹ G. P. Gopal,⁶¹ S. M. Xella,⁶¹ R. Aleksan,⁶² S. Emery,⁶² A. Gaidot,⁶² S. F. Ganzhur,⁶² P.-F. Giraud,⁶² G. Hamel de Monchenault,⁶² W. Kozanecki,⁶² M. Langer,⁶² G. W. London,⁶² B. Mayer,⁶² B. Serfass,⁶² G. Vasseur,⁶² Ch. Yèche,⁶² M. Zito,⁶² M. V. Purohit,⁶³ H. Singh,⁶³ A. W. Weidemann,⁶³ F. X. Yumiceva,⁶³ I. Adam,⁶⁴ D. Aston,⁶⁴ N. Berger,⁶⁴ A. M. Boyarski,⁶⁴ G. Calderini,⁶⁴ M. R. Convery,⁶⁴ D. P. Coupal,⁶⁴ D. Dong,⁶⁴ J. Dorfan,⁶⁴ W. Dunwoodie,⁶⁴ R. C. Field,⁶⁴ T. Glanzman,⁶⁴ S. J. Gowdy,⁶⁴ T. Haas,⁶⁴ V. Halyo,⁶⁴ T. Himel,⁶⁴ T. Hryn'ova,⁶⁴ M. E. Huffer,⁶⁴ W. R. Innes,⁶⁴ C. P. Jessop,⁶⁴ M. H. Kelsey,⁶⁴ P. Kim,⁶⁴ M. L. Kocian,⁶⁴ U. Langenegger,⁶⁴ D. W. G. S. Leith,⁶⁴ S. Luitz,⁶⁴ V. Luth,⁶⁴ H. L. Lynch,⁶⁴ H. Marsiske,⁶⁴ S. Menke,⁶⁴ R. Messner,⁶⁴ D. R. Muller,⁶⁴ C. P. O'Grady,⁶⁴ V. E. Ozcan,⁶⁴ A. Perazzo,⁶⁴ M. Perl,⁶⁴ S. Petrak,⁶⁴ H. Quinn,⁶⁴ B. N. Ratcliff,⁶⁴ S. H. Robertson,⁶⁴ A. Roodman,⁶⁴ A. A. Salnikov,⁶⁴ T. Schietinger,⁶⁴ R. H. Schindler,⁶⁴ J. Schwiening,⁶⁴ A. Snyder,⁶⁴ A. Soha,⁶⁴ S. M. Spanier,⁶⁴ J. Stelzer,⁶⁴ D. Su,⁶⁴ M. K. Sullivan,⁶⁴ H. A. Tanaka,⁶⁴ J. Va'vra,⁶⁴ S. R. Wagner,⁶⁴ M. Weaver,⁶⁴ A. J. R. Weinstein,⁶⁴ W. J. Wisniewski,⁶⁴ D. H. Wright,⁶⁴ C. C. Young,⁶⁴ P. R. Burchat,⁶⁵ C. H. Cheng,⁶⁵ T. I. Meyer,⁶⁵ C. Roat,⁶⁵ R. Henderson,⁶⁶ W. Bugg,⁶⁷ H. Cohn,⁶⁷ J. M. Izen,⁶⁸ I. Kitayama,⁶⁸ X. C. Lou,⁶⁸ F. Bianchi,⁶⁹ M. Bona,⁶⁹ D. Gamba,⁶⁹ L. Bosisio,⁷⁰ G. Della Ricca,⁷⁰ S. Dittongo,⁷⁰ L. Lanceri,⁷⁰ P. Poropat,⁷⁰ G. Vuagnin,⁷⁰ R. S. Panvini,⁷¹ C. M. Brown,⁷² P. D. Jackson,⁷² R. Kowalewski,⁷² J. M. Roney,⁷² H. R. Band,⁷³ E. Charles,⁷³ S. Dasu,⁷³ M. Datta,⁷³ A. M. Eichenbaum,⁷³ H. Hu,⁷³ J. R. Johnson,⁷³ R. Liu,⁷³ F. Di Lodovico,⁷³ Y. Pan,⁷³ R. Prepost,⁷³ I. J. Scott,⁷³ S. J. Sekula,⁷³ J. H. von Wimmersperg-Toeller,⁷³ S. L. Wu,⁷³ Z. Yu,⁷³ T. M. B. Kordich,⁷⁴ and H. Neal⁷⁴

(BABAR Collaboration)

¹Laboratoire de Physique des Particules, F-74941 Annecy-le-Vieux, France

²Università di Bari, Dipartimento di Fisica and INFN, I-70126 Bari, Italy

³Institute of High Energy Physics, Beijing 100039, China

⁴University of Bergen, Institute of Physics, N-5007 Bergen, Norway

⁵Lawrence Berkeley National Laboratory and University of California, Berkeley, California 94720

⁶University of Birmingham, Birmingham, B15 2TT, United Kingdom

⁷Ruhr Universität Bochum, Institut für Experimentalphysik 1, D-44780 Bochum, Germany

⁸University of Bristol, Bristol BS8 1TL, United Kingdom

⁹University of British Columbia, Vancouver, British Columbia, Canada V6T 1Z1

¹⁰Brunel University, Uxbridge, Middlesex UB8 3PH, United Kingdom

¹¹Budker Institute of Nuclear Physics, Novosibirsk 630090, Russia

¹²University of California at Irvine, Irvine, California 92697

¹³University of California at Los Angeles, Los Angeles, California 90024

¹⁴University of California at San Diego, La Jolla, California 92093

¹⁵University of California at Santa Barbara, Santa Barbara, California 93106

¹⁶University of California at Santa Cruz, Institute for Particle Physics, Santa Cruz, California 95064

¹⁷California Institute of Technology, Pasadena, California 91125

¹⁸University of Cincinnati, Cincinnati, Ohio 45221

¹⁹University of Colorado, Boulder, Colorado 80309

²⁰Colorado State University, Fort Collins, Colorado 80523

²¹Technische Universität Dresden, Institut für Kern- und Teilchenphysik, D-01062 Dresden, Germany

²²Ecole Polytechnique, F-91128 Palaiseau, France

²³University of Edinburgh, Edinburgh EH9 3JZ, United Kingdom

²⁴Elon University, Elon, North Carolina 27244-2010

²⁵Università di Ferrara, Dipartimento di Fisica and INFN, I-44100 Ferrara, Italy

²⁶Florida A&M University, Tallahassee, Florida 32307

²⁷Laboratori Nazionali di Frascati dell'INFN, I-00044 Frascati, Italy

²⁸Università di Genova, Dipartimento di Fisica and INFN, I-16146 Genova, Italy

²⁹Harvard University, Cambridge, Massachusetts 02138

³⁰University of Iowa, Iowa City, Iowa 52242

³¹Iowa State University, Ames, Iowa 50011-3160

³²Laboratoire de l'Accélérateur Linéaire, F-91898 Orsay, France

- ³³Lawrence Livermore National Laboratory, Livermore, California 94550
³⁴University of Liverpool, Liverpool L69 3BX, United Kingdom
³⁵University of London, Imperial College, London, SW7 2BW, United Kingdom
³⁶Queen Mary, University of London, E1 4NS, United Kingdom
³⁷University of London, Royal Holloway and Bedford New College, Egham, Surrey TW20 0EX, United Kingdom
³⁸University of Louisville, Louisville, Kentucky 40292
³⁹University of Manchester, Manchester M13 9PL, United Kingdom
⁴⁰University of Maryland, College Park, Maryland 20742
⁴¹University of Massachusetts, Amherst, Massachusetts 01003
⁴²Massachusetts Institute of Technology, Laboratory for Nuclear Science, Cambridge, Massachusetts 02139
⁴³McGill University, Montréal, Québec, Canada H3A 2T8
⁴⁴Università di Milano, Dipartimento di Fisica and INFN, I-20133 Milano, Italy
⁴⁵University of Mississippi, University, Mississippi 38677
⁴⁶Université de Montréal, Laboratoire René J.A. Lévêque, Montréal, Québec, Canada H3C 3J7
⁴⁷Mount Holyoke College, South Hadley, Massachusetts 01075
⁴⁸Università di Napoli Federico II, Dipartimento di Scienze Fisiche and INFN, I-80126, Napoli, Italy
⁴⁹University of Notre Dame, Notre Dame, Indiana 46556
⁵⁰Oak Ridge National Laboratory, Oak Ridge, Tennessee 37831
⁵¹University of Oregon, Eugene, Oregon 97403
⁵²Università di Padova, Dipartimento di Fisica and INFN, I-35131 Padova, Italy
⁵³Universités Paris VI et VII, Lab de Physique Nucléaire H.E., F-75252 Paris, France
⁵⁴Università di Pavia, Dipartimento di Elettronica and INFN, I-27100 Pavia, Italy
⁵⁵University of Pennsylvania, Philadelphia, Pennsylvania 19104
⁵⁶Università di Pisa, Scuola Normale Superiore and INFN, I-56010 Pisa, Italy
⁵⁷Prairie View A&M University, Prairie View, Texas 77446
⁵⁸Princeton University, Princeton, New Jersey 08544
⁵⁹Università di Roma La Sapienza, Dipartimento di Fisica and INFN, I-00185 Roma, Italy
⁶⁰Universität Rostock, D-18051 Rostock, Germany
⁶¹Rutherford Appleton Laboratory, Chilton, Didcot, Oxon, OX11 0QX, United Kingdom
⁶²DAPNIA, Commissariat à l'Energie Atomique/Saclay, F-91191 Gif-sur-Yvette France
⁶³University of South Carolina, Columbia, South Carolina 29208
⁶⁴Stanford Linear Accelerator Center, Stanford, California 94309
⁶⁵Stanford University, Stanford, California 94305-4060
⁶⁶TRIUMF, Vancouver, British Columbia, Canada V6T 2A3
⁶⁷University of Tennessee, Knoxville, Tennessee 37996
⁶⁸University of Texas at Dallas, Richardson, Texas 75083
⁶⁹Università di Torino, Dipartimento di Fisica Sperimentale and INFN, I-10125 Torino, Italy
⁷⁰Università di Trieste, Dipartimento di Fisica and INFN, I-34127 Trieste, Italy
⁷¹Vanderbilt University, Nashville, Tennessee 37235
⁷²University of Victoria, Victoria, British Columbia, Canada V8W 3P6
⁷³University of Wisconsin, Madison, Wisconsin 53706
⁷⁴Yale University, New Haven, Connecticut 06511

(Received 23 February 2002; published 20 May 2002)

We report the results of a search for T and CP violation in $B^0\text{-}\bar{B}^0$ mixing using an inclusive dilepton sample collected by the $BABAR$ experiment at the PEP-II B Factory. The asymmetry between $\ell^+\ell^+$ and $\ell^-\ell^-$ events allows us to compare the probabilities for $\bar{B}^0 \rightarrow B^0$ and $B^0 \rightarrow \bar{B}^0$ oscillations and thus probe T and CP invariance. Using a sample of $23 \times 10^6 B\bar{B}$ pairs, we measure a same-sign dilepton asymmetry of $A_{T/CP} = [0.5 \pm 1.2(\text{stat}) \pm 1.4(\text{syst})]\%$. For the modulus of the ratio of complex mixing parameters p and q , we obtain $|q/p| = 0.998 \pm 0.006(\text{stat}) \pm 0.007(\text{syst})$.

DOI: 10.1103/PhysRevLett.88.231801

PACS numbers: 13.20.He, 11.30.Er

Since the first observation of CP violation in 1964 [1], the neutral kaon system has provided many other results probing the CPT and T discrete symmetries [2]. Beyond the investigation of CP violation through the measurements of the unitarity triangle angles α , β , and γ , the $BABAR$ experiment can investigate T and CP violation purely in $B^0\text{-}\bar{B}^0$ mixing.

The physical states (solutions of the complex effective Hamiltonian for the $B^0\text{-}\bar{B}^0$ system) can be written as

$$|B_{L,H}^0\rangle = p|B^0\rangle \pm q|\bar{B}^0\rangle,$$

where p and q are complex mixing parameters with the normalization $|p|^2 + |q|^2 = 1$.

The CPT invariant asymmetry, $A_{T/CP}$, between the two oscillation probabilities $P(\bar{B}^0 \rightarrow B^0)$ and $P(B^0 \rightarrow \bar{B}^0)$ probes both T and CP symmetries and can be expressed in terms of p and q :

$$A_{T/CP} = \frac{P(\bar{B}^0 \rightarrow B^0) - P(B^0 \rightarrow \bar{B}^0)}{P(\bar{B}^0 \rightarrow B^0) + P(B^0 \rightarrow \bar{B}^0)} \quad (1)$$

$$= \frac{1 - |q/p|^4}{1 + |q/p|^4}.$$

Standard model calculations [3] predict the size of this asymmetry to be at or below 10^{-3} . Therefore, a large measured value could be an indication of new physics.

Inclusive dilepton events, representing 4% of all $Y(4S) \rightarrow B\bar{B}$ decays, provide a very large sample with which to study T and CP violation in mixing. The flavor of each B meson is tagged by the charge of the lepton. Assuming $\Delta B = \Delta Q$ and CP invariance in the direct $b \rightarrow \ell$ semileptonic decay process, the asymmetry between same-sign lepton pairs, $\ell^+\ell^+$ and $\ell^-\ell^-$, allows a comparison of the two oscillation probabilities $P(\bar{B}^0 \rightarrow B^0)$ and $P(B^0 \rightarrow \bar{B}^0)$. The asymmetry $A_{T/CP}$ for direct same-sign dileptons is time independent. However, in this analysis, the time difference Δt between the two B meson decays is used to discriminate the direct leptons from the cascade leptons produced in $b \rightarrow c \rightarrow \ell$ transitions.

The measurement of $A_{T/CP}$ reported here is performed with events collected by the *BABAR* detector [4] from e^+e^- collisions at the PEP-II asymmetric-energy B Factory between October 1999 and October 2000. The integrated luminosity of this sample is 20.7 fb^{-1} recorded at the $Y(4S)$ resonance (“on-resonance”) and 2.6 fb^{-1} recorded about 40 MeV below the $Y(4S)$ resonance (“off-resonance”). $B\bar{B}$ pairs from the $Y(4S)$ decay move along the high-energy beam direction (z) with a nominal Lorentz boost $\langle\beta\gamma\rangle = 0.55$.

Non- $B\bar{B}$ events are suppressed by requiring the ratio of second to zeroth order Fox-Wolfram moments [5] to be less than 0.4. In addition, residual contamination from radiative *Bhabha* and two-photon events is reduced by requiring the squared invariant mass of the event to be greater than $20 \text{ GeV}^2/c^4$, the event aplanarity to be greater than 0.01, and the number of charged tracks to be greater than four.

Lepton candidates must have at least 12 hits in the drift chamber (DCH), at least one z -coordinate hit in the silicon vertex tracker (SVT), and a momentum in the $Y(4S)$ center-of-mass system (CMS) between 0.7 and $2.5 \text{ GeV}/c$. Electrons are selected by requirements on the ratio of the energy deposited in the electromagnetic calorimeter (EMC) and the momentum measured in the DCH, on the lateral shape of the energy deposition in the calorimeter, and on the specific ionization density measured in the DCH. Muons are identified through the energy released in the calorimeter, as well as the strip multiplicity, track continuity, and penetration depth in the instrumented flux re-

turn (IFR). Lepton candidates are rejected if they are consistent with a kaon or proton hypothesis according to the Cherenkov angle measured in the detector of internally reflected Cherenkov light (DIRC) or to the ionization density measured in the DCH. The electron and muon selection efficiencies are about 92% and 75%, with pion misidentification probabilities around 0.2% and 3%, respectively.

Electrons from photon conversions are identified and rejected with a negligible loss of efficiency for signal events. Leptons from J/ψ and $\psi(2S)$ decays are identified by pairing them with other oppositely charged candidates of the same-lepton species, selected with looser criteria. We reject the whole event if any combination has an invariant mass within $3.037 < M(\ell^+\ell^-) < 3.137 \text{ GeV}/c^2$ or $3.646 < M(\ell^+\ell^-) < 3.726 \text{ GeV}/c^2$.

To minimize wrong flavor tags due to leptons from cascade charm decays, we use a neural network (NN) algorithm that combines five discriminating variables. These are calculated in the CMS (see Fig. 1) and are the momenta of the two leptons with highest momentum, p_1^* and p_2^* , the total visible energy E_{tot} , the missing momentum p_{miss} of the event, and the opening angle between the leptons,

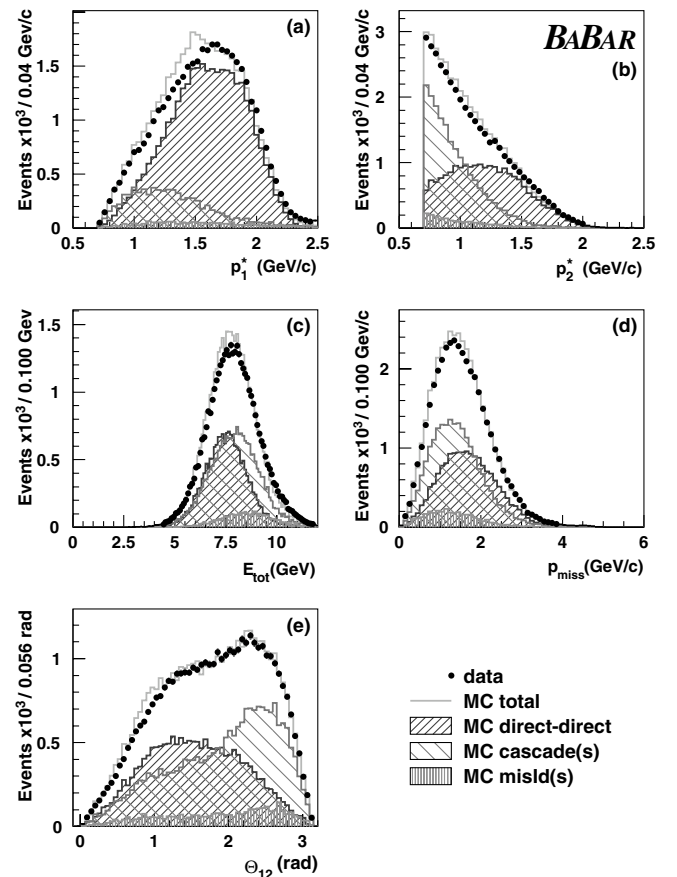


FIG. 1. Distributions of the discriminating variables (a) p_1^* , (b) p_2^* , (c) E_{tot} , (d) p_{miss} , and (e) θ_{12} , for data (dots) and Monte Carlo events (histograms). The contributions from direct-direct pairs, direct-cascade, or cascade-cascade pairs, and pairs with one or more fake leptons are shown for the Monte Carlo samples.

θ_{12} . The first two variables, p_1^* and p_2^* , are very powerful in discriminating between direct and cascade leptons. The last variable, θ_{12} , efficiently removes direct-cascade lepton pairs coming from the same B , and further rejects photon conversions. Some additional discriminating power is also provided by the other two variables. The two NN outputs are each required to be greater than 0.8. In order to be insensitive to the small discrepancies between data and Monte Carlo, the fraction of cascade leptons is determined from a fit to the same-sign and opposite-sign dilepton data.

In the inclusive approach used here, the z coordinate of the B decay point is the z position of the point of closest approach between the lepton candidate and an estimate of the $Y(4S)$ decay point in the transverse plane. The $Y(4S)$ decay point is obtained by fitting the two lepton tracks to a common vertex in the transverse plane, which is constrained to be consistent with the beam-spot position. The proper time difference Δt between the two B meson decays is determined from the absolute value, Δz , of the difference in z between the two B decays by $\Delta t = \Delta z / \langle \beta \gamma \rangle c$. The same-sign background events (cascade leptons from unmixed $B^0 \bar{B}^0$ events and $B^+ B^-$ events, and non- $B\bar{B}$ events) are most prominent at low Δz (see Fig. 2). Therefore, a requirement of $\Delta z > 200 \mu\text{m}$ allows us to eliminate about 50% of background without dramatically decreasing the signal efficiency.

Application of the selection criteria described above results in a sample of 20 381 same-sign dilepton events, consisting of 5252 electron pairs, 5152 muon pairs, and 9977 electron-muon pairs. The fraction of non- $B\bar{B}$ events, measured with the off-resonance data, is 4.3% with a charge asymmetry of $(-5 \pm 10)\%$. The main $B\bar{B}$ backgrounds, determined with Monte Carlo simulation, include 24% of one direct lepton paired with a cascade lepton from the other B , 10% of fake leptons from the other B , 2% of fake leptons from the same B , and 2% of leptons from J/ψ resonance decays.

$$N_{\text{det}}^{\pm}(x_i, p^*) = N_{\text{true}}^{\pm}(x_i, p^*) \varepsilon_{\text{track}}^{\pm}(x_i) [\varepsilon_{\text{pid}}^{\pm}(x_i) + r(\pi, p^*) \eta_{\text{pid}}^{\pm}(\pi, x_i) + r(K, p^*) \eta_{\text{pid}}^{\pm}(K, x_i) + r(p, p^*) \eta_{\text{pid}}^{\pm}(p, x_i)], \quad (2)$$

where $r(\pi, p^*)$, $r(K, p^*)$, and $r(p, p^*)$ are the relative abundances of hadrons (π , K , and p) with respect to the lepton abundance for a given p^* (the momentum of the track in the CMS). These quantities are obtained from $B\bar{B}$ Monte Carlo events, after applying the event selection criteria with perfect particle identification. To correct for charge asymmetries in lepton detection, we apply a weight proportional to the ratio $N_{\text{true}}^{\pm}(x_i, p^*) / N_{\text{det}}^{\pm}(x_i, p^*)$ for each lepton in the sample.

Using tracks selected from multihadron events, the tracking efficiencies $\varepsilon_{\text{track}}^{\pm}(x_i)$ for positive and negative particles are determined by computing the ratio of the number of SVT tracks with and without the dilepton selection requirement of at least 12 DCH hits. These tracking efficiencies are tabulated as a function of trans-

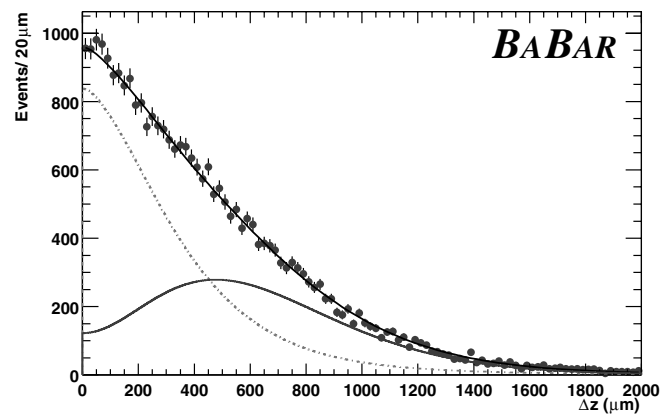


FIG. 2. Distribution of the same-sign dileptons as a function of Δz . The curve superimposed on the dots is determined from a fit to the same-sign and opposite-sign dileptons. The solid and dotted lines represent, respectively, the signal component ($B^0 B^0$ or $\bar{B}^0 \bar{B}^0$ pairs) and the background component (cascade leptons, leptons from J/ψ , resonance decays, non- $B\bar{B}$ events, and fake leptons).

verse momentum, and polar and azimuthal angles. The charge asymmetry in tracking efficiency is less than 0.1% on average in the relevant momentum range. The identification efficiencies $\varepsilon_{\text{pid}}^{\pm}(x_i)$ are measured as a function of total momentum and polar and azimuthal angles, with two control samples consisting of $ee \rightarrow eeee$ (with $\gamma\gamma \rightarrow ee$) and radiative $Bhabha$ events for electrons, and with a $ee \rightarrow ee\mu\mu$ (with $\gamma\gamma \rightarrow \mu\mu$) control sample for muons. The misidentification probabilities $\eta_{\text{pid}}^{\pm}(\text{hadron}, x_i)$ are determined with control samples of kaons produced in $D^{*+} \rightarrow \pi^+ D^0 \rightarrow \pi^+ K^- \pi^+$ decays (and charge conjugate), pions produced in $K_S \rightarrow \pi^+ \pi^-$ decays as well as in one-prong and three-prong τ decays, and protons produced in Λ decays.

For the electrons, the charge asymmetry in the particle identification efficiency reaches (0.5–1.0)% in some regions of the lepton phase space. The impact of the charge asymmetry in misidentification is negligible because the absolute misidentification probability for pions is extremely small ($\sim 0.2\%$). However, the Λ control sample indicates a very large misidentification probability for antiprotons with momentum ~ 1 GeV/ c . Such an effect is due to the annihilation of antiprotons with nucleons in the calorimeter, which produces a signature similar to that of an electron. The impact of this effect is balanced by the low relative abundance of antiprotons in B decays. Overall, antiprotons induce a charge asymmetry of order 0.1% and a correction is applied for this effect.

For the muons, the $ee\mu\mu$ control sample shows that the charge asymmetry in the efficiency reaches 0.5%. The pion misidentification probability is much larger ($\sim 3\%$) than in the case of electrons but there is no indication of any charge asymmetry induced. On the other hand, the kaon misidentification distribution shows a charge asymmetry at the level of (10–20)% due to the difference between the cross sections for K^+ and K^- meson interactions with matter for momenta around 1 GeV/ c .

Equation (1) is applicable for pure signal (direct leptons from B^0B^0 and $\bar{B}^0\bar{B}^0$ events). However, the dilepton sample is contaminated by cascade leptons from B^+B^- and unmixed $B^0\bar{B}^0$ events, non- $B\bar{B}$ events, and J/ψ decays (see Fig. 2). Assuming no charge asymmetry in the background and CP invariance in direct semileptonic B decays, we can write the measured asymmetry $A_{T/CP}^{\text{meas}}$ in terms of the weighted number of events N as

$$\begin{aligned} A_{T/CP}^{\text{meas}}(\Delta t) &= \frac{N(\ell^+\ell^+, \Delta t) - N(\ell^-\ell^-, \Delta t)}{N(\ell^+\ell^+, \Delta t) + N(\ell^-\ell^-, \Delta t)} \\ &= A_{T/CP} \frac{S(\Delta t)}{S(\Delta t) + B(\Delta t)}, \end{aligned} \quad (3)$$

where $S(\Delta t)$ and $B(\Delta t)$ are the numbers of signal and background events, respectively. Therefore, extraction of a value for $A_{T/CP}$ requires a determination of the dilution factor $S(\Delta t)/[S(\Delta t) + B(\Delta t)]$. The asymmetry between same-sign dileptons is corrected for the background dilution using the time-dependent probability density functions shown in Fig. 2. These probability density functions are obtained with a simultaneous fit to the same-sign and opposite-sign dilepton samples, with the values of Δm_d , B^0 , and B^+ lifetimes fixed to the world average values [6]. This fit is similar to that used in the measurement of Δm_d with dilepton events [7]: it determines the corrections to the resolution function extracted from Monte Carlo simulation, the fraction of cascade leptons, the average lifetime of the charm component for cascade leptons, and the fraction of charged B events. A possible dilution of $A_{T/CP}$ due to double mistag (both leptons from cascade decays) is neglected because the probability of double mistag is at the level of only 1%. In addition, the

fraction of non- $B\bar{B}$ events is measured from off-resonance data. From a χ^2 fit of the measured asymmetry as a function of Δt for the same-sign dileptons with $\Delta z > 200 \mu\text{m}$ (see Fig. 3), we extract $A_{T/CP} = (0.5 \pm 1.2)\%$.

Systematic uncertainties related to possible charge asymmetry both for tracking and lepton identification are determined with single direct leptons from semileptonic B decays. This sample has the same topology and kinematics as leptons in dilepton events. The single-lepton charge asymmetry, in addition to being sensitive to the charge asymmetry from detection bias, may also be affected by the real physical asymmetry $A_{T/CP}$ in the dilepton events. But, in practice, any contribution introduced by a nonzero $A_{T/CP}$ is suppressed by more than 1 order of magnitude and is therefore neglected. We select roughly 1.5×10^6 electrons and 1.5×10^6 muons. After subtraction of scaled off-resonance data and applying a correction weight derived from Eq. (2), we measure the charge asymmetries to be $(-0.30 \pm 0.14)\%$ for the electrons and $(-0.35 \pm 0.17)\%$ for the muons. We assign these residual asymmetries $\pm 0.30\%$ and $\pm 0.35\%$ as systematic errors due to charge asymmetry in detection efficiencies. With the dilution factor correction, the total systematic errors related to the charge asymmetry in detection are $\pm 0.5\%$ and $\pm 0.6\%$ for electrons and muons, respectively.

The assumption of no charge asymmetry in the background is confirmed by the off-resonance data where the charge asymmetry $(-5 \pm 10)\%$ is consistent with zero and leads to a $\pm 0.7\%$ uncertainty on the $A_{T/CP}$ measurement. In addition, the charge asymmetry of the events with $\Delta z < 100 \mu\text{m}$, which contain 85% background (cascade leptons from B^\pm and unmixed B^0), is $(1.2 \pm 1.4)\%$, also consistent with zero. From this asymmetry, we can constrain to $\pm 0.9\%$ the uncertainty on $A_{T/CP}$ from a possible

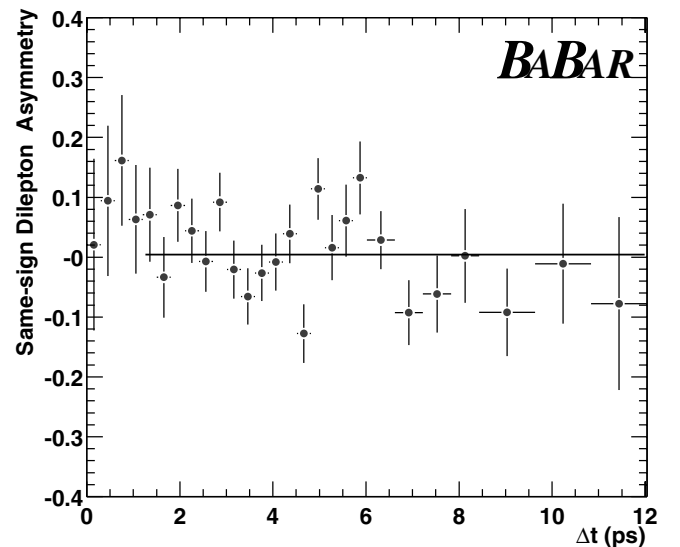


FIG. 3. Corrected same-sign dilepton asymmetry as a function of Δt . The line shows the result of the fit for the dileptons with $\Delta z > 200 \mu\text{m}$.

TABLE I. Summary of systematic uncertainties on $A_{T/CP}$.

Type of systematic error	$\sigma(A_{T/CP})$ (%)
Electron charge asymmetry in the detection	0.5
Muon charge asymmetry in the detection	0.6
Non- $B\bar{B}$ background charge asymmetry	0.7
$B\bar{B}$ background charge asymmetry	0.9
Correction of the background dilution	0.01
Total	1.4

charge asymmetry in the decays producing the cascade leptons. If we assume CP invariance in the decays producing the cascade, this uncertainty vanishes.

The background dilution correction is measured with the data from the full dilepton sample. The uncertainty on the ratio B/S leads to a $\pm 3\%$ multiplicative error on $A_{T/CP}$, which is negligible.

In conclusion, we measure $A_{T/CP} = [0.5 \pm 1.2(\text{stat}) \pm 1.4(\text{syst})]\%$ where the total systematic uncertainty is the quadratic sum of the systematic uncertainties listed in Table I. From Eq. (1), the result for $A_{T/CP}$ can be used to extract the modulus of the ratio of complex mixing parameters p and q :

$$|q/p| = 0.998 \pm 0.006(\text{stat}) \pm 0.007(\text{syst}).$$

This measurement can also be expressed in terms of the CP violating parameter $\varepsilon_B = (p - q)/(p + q)$. We obtain $\text{Re}(\varepsilon_B)/(1 + |\varepsilon_B|^2) = [1.2 \pm 2.9(\text{stat}) \pm 3.6(\text{syst})] \times 10^{-3}$, which is the most stringent test of T and CP violation in B^0 - \bar{B}^0 mixing to date and is consistent with previous measurements [8].

We are grateful for the excellent luminosity and machine conditions provided by our PEP-II colleagues, and for the

substantial dedicated effort from the computing organizations that support *BABAR*. The collaborating institutions thank SLAC for its support and kind hospitality. This work is supported by DOE and NSF (USA), NSERC (Canada), IHEP (China), CEA and CNRS-IN2P3 (France), BMBF (Germany), INFN (Italy), NFR (Norway), MIST (Russia), and PPARC (United Kingdom). Individuals have received support from the A. P. Sloan Foundation, Research Corporation, and Alexander von Humboldt Foundation.

*Also at Università di Perugia, Perugia, Italy.

†Also at Università della Basilicata, Potenza, Italy.

- [1] J. H. Christenson, J. W. Cronin, V. L. Fitch, and R. Turley, *Phys. Rev. Lett.* **13**, 138 (1964).
- [2] CPLEAR Collaboration, A. Apostolakis *et al.*, *Phys. Lett. B* **456**, 297 (1999).
- [3] See, for example, R. N. Cahn and M. P. Worah, *Phys. Rev. D* **60**, 076006 (1999); Y. Nir, hep-ph/9911321, and references therein.
- [4] *BABAR* Collaboration, B. Aubert *et al.*, *Nucl. Instrum. Methods Phys. Res., Sect. A* **479**, 1 (2002).
- [5] G. C. Fox and S. Wolfram, *Phys. Rev. Lett.* **41**, 1581 (1978).
- [6] Particle Data Group, D. E. Groom *et al.*, *Eur. Phys. J. C* **15**, 1 (2000).
- [7] *BABAR* Collaboration, B. Aubert *et al.*, Report No. SLAC-PUB-9096; hep-ex/0112045 [*Phys. Rev. Lett.* (to be published)].
- [8] OPAL Collaboration, K. Ackerstaff *et al.*, *Z. Phys. C* **76**, 401 (1997); CDF Collaboration, F. Abe *et al.*, *Phys. Rev. D* **55**, 2546 (1997); OPAL Collaboration, G. Abbiendi *et al.*, *Eur. Phys. J. C* **12**, 609 (2000); ALEPH Collaboration, R. Barate *et al.*, *Eur. Phys. J. C* **20**, 431 (2001); CLEO Collaboration, D. E. Jaffe *et al.*, *Phys. Rev. Lett.* **86**, 5000 (2001).