

PDF hosted at the Radboud Repository of the Radboud University Nijmegen

The following full text is a publisher's version.

For additional information about this publication click this link.

<http://hdl.handle.net/2066/128853>

Please be advised that this information was generated on 2021-09-27 and may be subject to change.

Study of the Decay $B^0(\bar{B}^0) \rightarrow \rho^+ \rho^-$, and Constraints on the Cabibbo-Kobayashi-Maskawa Angle α

B. Aubert,¹ R. Barate,¹ D. Boutigny,¹ F. Couderc,¹ J.-M. Gaillard,¹ A. Hicheur,¹ Y. Karyotakis,¹ J. P. Lees,¹ V. Tisserand,¹ A. Zghiche,¹ A. Palano,² A. Pompili,² J. C. Chen,³ N. D. Qi,³ G. Rong,³ P. Wang,³ Y. S. Zhu,³ G. Eigen,⁴ I. Ofte,⁴ B. Stugu,⁴ G. S. Abrams,⁵ A. W. Borgland,⁵ A. B. Breon,⁵ D. N. Brown,⁵ J. Button-Shafer,⁵ R. N. Cahn,⁵ E. Charles,⁵ C. T. Day,⁵ M. S. Gill,⁵ A. V. Gritsan,⁵ Y. Groysman,⁵ R. G. Jacobsen,⁵ R. W. Kadel,⁵ J. Kadyk,⁵ L. T. Kerth,⁵ Yu. G. Kolomensky,⁵ G. Kukartsev,⁵ C. LeClerc,⁵ G. Lynch,⁵ A. M. Merchant,⁵ L. M. Mir,⁵ P. J. Oddone,⁵ T. J. Orimoto,⁵ M. Pripstein,⁵ N. A. Roe,⁵ M. T. Ronan,⁵ V. G. Shelkov,⁵ W. A. Wenzel,⁵ K. Ford,⁶ T. J. Harrison,⁶ C. M. Hawkes,⁶ S. E. Morgan,⁶ A. T. Watson,⁶ M. Fritsch,⁷ K. Goetzen,⁷ T. Held,⁷ H. Koch,⁷ B. Lewandowski,⁷ M. Pelizaeus,⁷ M. Steinke,⁷ J. T. Boyd,⁸ N. Chevalier,⁸ W. N. Cottingham,⁸ M. P. Kelly,⁸ T. E. Latham,⁸ F. F. Wilson,⁸ T. Cuhadar-Donszelmann,⁹ C. Hearty,⁹ N. S. Knecht,⁹ T. S. Mattison,⁹ J. A. McKenna,⁹ D. Thiessen,⁹ A. Khan,¹⁰ P. Kyberd,¹⁰ L. Teodorescu,¹⁰ V. E. Blinov,¹¹ A. D. Bukin,¹¹ V. P. Druzhinin,¹¹ V. B. Golubev,¹¹ V. N. Ivanchenko,¹¹ E. A. Kravchenko,¹¹ A. P. Onuchin,¹¹ S. I. Serednyakov,¹¹ Yu. I. Skovpen,¹¹ E. P. Solodov,¹¹ A. N. Yushkov,¹¹ D. Best,¹² M. Bruinsma,¹² M. Chao,¹² I. Eschrich,¹² D. Kirkby,¹² A. J. Lankford,¹² M. Mandelkern,¹² R. K. Mommsen,¹² W. Roethel,¹² D. P. Stoker,¹² C. Buchanan,¹³ B. L. Hartfiel,¹³ J. W. Gary,¹⁴ B. C. Shen,¹⁴ K. Wang,¹⁴ D. del Re,¹⁵ H. K. Hadavand,¹⁵ E. J. Hill,¹⁵ D. B. MacFarlane,¹⁵ H. P. Paar,¹⁵ Sh. Rahatlou,¹⁵ V. Sharma,¹⁵ J. W. Berryhill,¹⁶ C. Campagnari,¹⁶ B. Dahmes,¹⁶ S. L. Levy,¹⁶ O. Long,¹⁶ A. Lu,¹⁶ M. A. Mazur,¹⁶ J. D. Richman,¹⁶ W. Verkerke,¹⁶ T. W. Beck,¹⁷ A. M. Eisner,¹⁷ C. A. Heusch,¹⁷ W. S. Lockman,¹⁷ T. Schalk,¹⁷ R. E. Schmitz,¹⁷ B. A. Schumm,¹⁷ A. Seiden,¹⁷ P. Spradlin,¹⁷ D. C. Williams,¹⁷ M. G. Wilson,¹⁷ J. Albert,¹⁸ E. Chen,¹⁸ G. P. Dubois-Felsmann,¹⁸ A. Dvoretzki,¹⁸ D. G. Hitlin,¹⁸ I. Narsky,¹⁸ T. Piatenko,¹⁸ F. C. Porter,¹⁸ A. Ryd,¹⁸ A. Samuel,¹⁸ S. Yang,¹⁸ S. Jayatilke,¹⁹ G. Mancinelli,¹⁹ B. T. Meadows,¹⁹ M. D. Sokoloff,¹⁹ T. Abe,²⁰ F. Blanc,²⁰ P. Bloom,²⁰ S. Chen,²⁰ W. T. Ford,²⁰ U. Nauenberg,²⁰ A. Olivas,²⁰ P. Rankin,²⁰ J. G. Smith,²⁰ J. Zhang,²⁰ L. Zhang,²⁰ A. Chen,²¹ J. L. Harton,²¹ A. Soffer,²¹ W. H. Toki,²¹ R. J. Wilson,²¹ Q. L. Zeng,²¹ D. Altenburg,²² T. Brandt,²² J. Brose,²² T. Colberg,²² M. Dickopp,²² E. Feltresi,²² A. Hauke,²² H. M. Lacker,²² E. Maly,²² R. Müller-Pfefferkorn,²² R. Nogowski,²² S. Otto,²² A. Petzold,²² J. Schubert,²² K. R. Schubert,²² R. Schwierz,²² B. Spaan,²² J. E. Sundermann,²² D. Bernard,²³ G. R. Bonneaud,²³ F. Brochard,²³ P. Grenier,²³ S. Schrenk,²³ Ch. Thiebaux,²³ G. Vasileiadis,²³ M. Verderi,²³ D. J. Bard,²⁴ P. J. Clark,²⁴ D. Lavin,²⁴ F. Muheim,²⁴ S. Playfer,²⁴ Y. Xie,²⁴ M. Andreotti,²⁵ V. Azzolini,²⁵ D. Bettoni,²⁵ C. Bozzi,²⁵ R. Calabrese,²⁵ G. Cibinetto,²⁵ E. Luppi,²⁵ M. Negrini,²⁵ L. Piemontese,²⁵ A. Sarti,²⁵ E. Treadwell,²⁶ R. Baldini-Ferrolì,²⁷ A. Calcaterra,²⁷ R. de Sangro,²⁷ G. Finocchiaro,²⁷ P. Patteri,²⁷ M. Piccolo,²⁷ A. Zallo,²⁷ A. Buzzo,²⁸ R. Capra,²⁸ R. Contri,²⁸ G. Crosetti,²⁸ M. Lo Vetere,²⁸ M. Macri,²⁸ M. R. Monge,²⁸ S. Passaggio,²⁸ C. Patrignani,²⁸ E. Robutti,²⁸ A. Santroni,²⁸ S. Tosi,²⁸ S. Bailey,²⁹ G. Brandenburg,²⁹ M. Morii,²⁹ E. Won,²⁹ R. S. Dubitzky,³⁰ U. Langenegger,³⁰ W. Bhimji,³¹ D. A. Bowerman,³¹ P. D. Dauncey,³¹ U. Egede,³¹ J. R. Gaillard,³¹ G. W. Morton,³¹ J. A. Nash,³¹ G. P. Taylor,³¹ G. J. Grenier,³² U. Mallik,³² J. Cochran,³³ H. B. Crawley,³³ J. Lamsa,³³ W. T. Meyer,³³ S. Prell,³³ E. I. Rosenberg,³³ J. Yi,³³ M. Davier,³⁴ G. Grosdidier,³⁴ A. Höcker,³⁴ S. Laplace,³⁴ F. Le Diberder,³⁴ V. Lepeltier,³⁴ A. M. Lutz,³⁴ T. C. Petersen,³⁴ S. Plaszczynski,³⁴ M. H. Schune,³⁴ L. Tantot,³⁴ G. Wormser,³⁴ C. H. Cheng,³⁵ D. J. Lange,³⁵ M. C. Simani,³⁵ D. M. Wright,³⁵ A. J. Bevan,³⁶ J. P. Coleman,³⁶ J. R. Fry,³⁶ E. Gabathuler,³⁶ R. Gamet,³⁶ R. J. Parry,³⁶ D. J. Payne,³⁶ R. J. Sloane,³⁶ C. Touramanis,³⁶ J. J. Back,³⁷ C. M. Cormack,³⁷ P. F. Harrison,^{37,*} G. B. Mohanty,³⁷ C. L. Brown,³⁸ G. Cowan,³⁸ R. L. Flack,³⁸ H. U. Flaecher,³⁸ M. G. Green,³⁸ C. E. Marker,³⁸ T. R. McMahon,³⁸ S. Ricciardi,³⁸ F. Salvatore,³⁸ G. Vaitsas,³⁸ M. A. Winter,³⁸ D. Brown,³⁹ C. L. Davis,³⁹ J. Allison,⁴⁰ N. R. Barlow,⁴⁰ R. J. Barlow,⁴⁰ P. A. Hart,⁴⁰ M. C. Hodgkinson,⁴⁰ G. D. Lafferty,⁴⁰ A. J. Lyon,⁴⁰ J. C. Williams,⁴⁰ A. Farbin,⁴¹ W. D. Hulsbergen,⁴¹ A. Jawahery,⁴¹ D. Kovalskyi,⁴¹ C. K. Lae,⁴¹ V. Lillard,⁴¹ D. A. Roberts,⁴¹ G. Blaylock,⁴² C. Dallapiccola,⁴² K. T. Flood,⁴² S. S. Hertzbach,⁴² R. Kofler,⁴² V. B. Koptchev,⁴² T. B. Moore,⁴² S. Saremi,⁴² H. Staengle,⁴² S. Willocq,⁴² R. Cowan,⁴³ G. Sciolla,⁴³ F. Taylor,⁴³ R. K. Yamamoto,⁴³ D. J. J. Mangeol,⁴⁴ P. M. Patel,⁴⁴ S. H. Robertson,⁴⁴ A. Lazzaro,⁴⁵ F. Palombo,⁴⁵ J. M. Bauer,⁴⁶ L. Cremaldi,⁴⁶ V. Eschenburg,⁴⁶ R. Godang,⁴⁶ R. Kroeger,⁴⁶ J. Reidy,⁴⁶ D. A. Sanders,⁴⁶ D. J. Summers,⁴⁶ H. W. Zhao,⁴⁶ S. Brunet,⁴⁷ D. Côté,⁴⁷ P. Taras,⁴⁷ H. Nicholson,⁴⁸ N. Cavallo,⁴⁹ F. Fabozzi,^{49,†} C. Gatto,⁴⁹ L. Lista,⁴⁹ D. Monorchio,⁴⁹ P. Paolucci,⁴⁹ D. Piccolo,⁴⁹ C. Sciacca,⁴⁹ M. Baak,⁵⁰ H. Bulten,⁵⁰ G. Raven,⁵⁰ L. Wilden,⁵⁰ C. P. Jessop,⁵¹ J. M. LoSecco,⁵¹ T. A. Gabriel,⁵² T. Allmendinger,⁵³ B. Brau,⁵³ K. K. Gan,⁵³ K. Honscheid,⁵³ D. Hufnagel,⁵³ H. Kagan,⁵³ R. Kass,⁵³ T. Pulliam,⁵³ A. M. Rahimi,⁵³ R. Ter-Antonyan,⁵³ Q. K. Wong,⁵³ J. Brau,⁵⁴ R. Frey,⁵⁴ O. Igonkina,⁵⁴ C. T. Potter,⁵⁴ N. B. Sinev,⁵⁴

D. Strom,⁵⁴ E. Torrence,⁵⁴ F. Colecchia,⁵⁵ A. Dorigo,⁵⁵ F. Galeazzi,⁵⁵ M. Margoni,⁵⁵ M. Morandin,⁵⁵ M. Posocco,⁵⁵ M. Rotondo,⁵⁵ F. Simonetto,⁵⁵ R. Stroili,⁵⁵ G. Tiozzo,⁵⁵ C. Voci,⁵⁵ M. Benayoun,⁵⁶ H. Briand,⁵⁶ J. Chauveau,⁵⁶ P. David,⁵⁶ Ch. de la Vaissière,⁵⁶ L. Del Buono,⁵⁶ O. Hamon,⁵⁶ M. J. J. John,⁵⁶ Ph. Leruste,⁵⁶ J. Ocariz,⁵⁶ M. Pivk,⁵⁶ L. Roos,⁵⁶ S. T'Jampens,⁵⁶ G. Therin,⁵⁶ P. F. Manfredi,⁵⁷ V. Re,⁵⁷ P. K. Behera,⁵⁸ L. Gladney,⁵⁸ Q. H. Guo,⁵⁸ J. Panetta,⁵⁸ F. Anulli,^{27,59} M. Biasini,⁵⁹ I. M. Peruzzi,^{27,59} M. Pioppi,⁵⁹ C. Angelini,⁶⁰ G. Batignani,⁶⁰ S. Bettarini,⁶⁰ M. Bondioli,⁶⁰ F. Bucci,⁶⁰ G. Calderini,⁶⁰ M. Carpinelli,⁶⁰ V. Del Gamba,⁶⁰ F. Forti,⁶⁰ M. A. Giorgi,⁶⁰ A. Lusiani,⁶⁰ G. Marchiori,⁶⁰ F. Martinez-Vidal,^{60,‡} M. Morganti,⁶⁰ N. Neri,⁶⁰ E. Paoloni,⁶⁰ M. Rama,⁶⁰ G. Rizzo,⁶⁰ F. Sandrelli,⁶⁰ J. Walsh,⁶⁰ M. Haire,⁶¹ D. Judd,⁶¹ K. Paick,⁶¹ D. E. Wagoner,⁶¹ N. Danielson,⁶² P. Elmer,⁶² Y. P. Lau,⁶² C. Lu,⁶² V. Miftakov,⁶² J. Olsen,⁶² A. J. S. Smith,⁶² A. V. Telnov,⁶² F. Bellini,⁶³ G. Cavoto,^{62,63} R. Faccini,⁶³ F. Ferrarotto,⁶³ F. Ferroni,⁶³ M. Gaspero,⁶³ L. Li Gioi,⁶³ M. A. Mazzoni,⁶³ S. Morganti,⁶³ M. Pierini,⁶³ G. Piredda,⁶³ F. Safai Tehrani,⁶³ C. Voena,⁶³ S. Christ,⁶⁴ G. Wagner,⁶⁴ R. Waldi,⁶⁴ T. Adye,⁶⁵ N. De Groot,⁶⁵ B. Franek,⁶⁵ N. I. Geddes,⁶⁵ G. P. Gopal,⁶⁵ E. O. Olaiya,⁶⁵ R. Aleksan,⁶⁶ S. Emery,⁶⁶ A. Gaidot,⁶⁶ S. F. Ganzhur,⁶⁶ P.-F. Giraud,⁶⁶ G. Hamel de Monchenault,⁶⁶ W. Kozanecki,⁶⁶ M. Langer,⁶⁶ M. Legendre,⁶⁶ G. W. London,⁶⁶ B. Mayer,⁶⁶ G. Schott,⁶⁶ G. Vasseur,⁶⁶ Ch. Yèche,⁶⁶ M. Zito,⁶⁶ M. V. Purohit,⁶⁷ A. W. Weidemann,⁶⁷ F. X. Yumiceva,⁶⁷ D. Aston,⁶⁸ R. Bartoldus,⁶⁸ N. Berger,⁶⁸ A. M. Boyarski,⁶⁸ O. L. Buchmueller,⁶⁸ M. R. Convery,⁶⁸ M. Cristinziani,⁶⁸ G. De Nardo,⁶⁸ D. Dong,⁶⁸ J. Dorfan,⁶⁸ D. Dujmic,⁶⁸ W. Dunwoodie,⁶⁸ E. E. Elsen,⁶⁸ S. Fan,⁶⁸ R. C. Field,⁶⁸ T. Glanzman,⁶⁸ S. J. Gowdy,⁶⁸ T. Hadig,⁶⁸ V. Halyo,⁶⁸ C. Hast,⁶⁸ T. Hryn'ova,⁶⁸ W. R. Innes,⁶⁸ M. H. Kelsey,⁶⁸ P. Kim,⁶⁸ M. L. Kocian,⁶⁸ D. W. G. S. Leith,⁶⁸ J. Libby,⁶⁸ S. Luitz,⁶⁸ V. Luth,⁶⁸ H. L. Lynch,⁶⁸ H. Marsiske,⁶⁸ R. Messner,⁶⁸ D. R. Muller,⁶⁸ C. P. O'Grady,⁶⁸ V. E. Ozcan,⁶⁸ A. Perazzo,⁶⁸ M. Perl,⁶⁸ S. Petrak,⁶⁸ B. N. Ratcliff,⁶⁸ A. Roodman,⁶⁸ A. A. Salnikov,⁶⁸ R. H. Schindler,⁶⁸ J. Schwiening,⁶⁸ G. Simi,⁶⁸ A. Snyder,⁶⁸ A. Soha,⁶⁸ J. Stelzer,⁶⁸ D. Su,⁶⁸ M. K. Sullivan,⁶⁸ J. Va'vra,⁶⁸ S. R. Wagner,⁶⁸ M. Weaver,⁶⁸ A. J. R. Weinstein,⁶⁸ W. J. Wisniewski,⁶⁸ M. Wittgen,⁶⁸ D. H. Wright,⁶⁸ A. K. Yarritu,⁶⁸ C. C. Young,⁶⁸ P. R. Burchat,⁶⁹ A. J. Edwards,⁶⁹ T. I. Meyer,⁶⁹ B. A. Petersen,⁶⁹ C. Roat,⁶⁹ S. Ahmed,⁷⁰ M. S. Alam,⁷⁰ J. A. Ernst,⁷⁰ M. A. Saeed,⁷⁰ M. Saleem,⁷⁰ F. R. Wappler,⁷⁰ W. Bugg,⁷¹ M. Krishnamurthy,⁷¹ S. M. Spanier,⁷¹ R. Eckmann,⁷² H. Kim,⁷² J. L. Ritchie,⁷² A. Satpathy,⁷² R. F. Schwitters,⁷² J. M. Izen,⁷³ I. Kitayama,⁷³ X. C. Lou,⁷³ S. Ye,⁷³ F. Bianchi,⁷⁴ M. Bona,⁷⁴ F. Gallo,⁷⁴ D. Gamba,⁷⁴ C. Borean,⁷⁵ L. Bosisio,⁷⁵ C. Cartaro,⁷⁵ F. Cossutti,⁷⁵ G. Della Ricca,⁷⁵ S. Dittongo,⁷⁵ S. Grancagnolo,⁷⁵ L. Lanceri,⁷⁵ P. Poropat,^{75,§} L. Vitale,⁷⁵ G. Vuagnin,⁷⁵ R. S. Panvini,⁷⁶ Sw. Banerjee,⁷⁷ C. M. Brown,⁷⁷ D. Fortin,⁷⁷ P. D. Jackson,⁷⁷ R. Kowalewski,⁷⁷ J. M. Roney,⁷⁷ H. R. Band,⁷⁸ S. Dasu,⁷⁸ M. Datta,⁷⁸ A. M. Eichenbaum,⁷⁸ M. Graham,⁷⁸ J. J. Hollar,⁷⁸ J. R. Johnson,⁷⁸ P. E. Kutter,⁷⁸ H. Li,⁷⁸ R. Liu,⁷⁸ F. Di Lodovico,⁷⁸ A. Mihalyi,⁷⁸ A. K. Mohapatra,⁷⁸ Y. Pan,⁷⁸ R. Prepost,⁷⁸ A. E. Rubin,⁷⁸ S. J. Sekula,⁷⁸ P. Tan,⁷⁸ J. H. von Wimmersperg-Toeller,⁷⁸ J. Wu,⁷⁸ S. L. Wu,⁷⁸ Z. Yu,⁷⁸ and H. Neal⁷⁹

(BABAR Collaboration)

¹Laboratoire de Physique des Particules, F-74941 Annecy-le-Vieux, France

²Università di Bari, Dipartimento di Fisica and INFN, I-70126 Bari, Italy

³Institute of High Energy Physics, Beijing 100039, China

⁴University of Bergen, Institute of Physics, N-5007 Bergen, Norway

⁵Lawrence Berkeley National Laboratory and University of California, Berkeley, California 94720, USA

⁶University of Birmingham, Birmingham, B15 2TT, United Kingdom

⁷Ruhr Universität Bochum, Institut für Experimentalphysik 1, D-44780 Bochum, Germany

⁸University of Bristol, Bristol BS8 1TL, United Kingdom

⁹University of British Columbia, Vancouver, British Columbia V6T 1Z1, Canada

¹⁰Brunel University, Uxbridge, Middlesex UB8 3PH, United Kingdom

¹¹Budker Institute of Nuclear Physics, Novosibirsk 630090, Russia

¹²University of California at Irvine, Irvine, California 92697, USA

¹³University of California at Los Angeles, Los Angeles, California 90024, USA

¹⁴University of California at Riverside, Riverside, California 92521, USA

¹⁵University of California at San Diego, La Jolla, California 92093, USA

¹⁶University of California at Santa Barbara, Santa Barbara, California 93106, USA

¹⁷University of California at Santa Cruz, Institute for Particle Physics, Santa Cruz, California 95064, USA

¹⁸California Institute of Technology, Pasadena, California 91125, USA

¹⁹University of Cincinnati, Cincinnati, Ohio 45221, USA

²⁰University of Colorado, Boulder, Colorado 80309, USA

²¹Colorado State University, Fort Collins, Colorado 80523, USA

²²Technische Universität Dresden, Institut für Kern- und Teilchenphysik, D-01062 Dresden, Germany

- ²³*Ecole Polytechnique, LLR, F-91128 Palaiseau, France*
- ²⁴*University of Edinburgh, Edinburgh EH9 3JZ, United Kingdom*
- ²⁵*Università di Ferrara, Dipartimento di Fisica and INFN, I-44100 Ferrara, Italy*
- ²⁶*Florida A&M University, Tallahassee, Florida 32307, USA*
- ²⁷*Laboratori Nazionali di Frascati dell'INFN, I-00044 Frascati, Italy*
- ²⁸*Università di Genova, Dipartimento di Fisica and INFN, I-16146 Genova, Italy*
- ²⁹*Harvard University, Cambridge, Massachusetts 02138, USA*
- ³⁰*Universität Heidelberg, Physikalisches Institut, Philosophenweg 12, D-69120 Heidelberg, Germany*
- ³¹*Imperial College London, London, SW7 2AZ, United Kingdom*
- ³²*University of Iowa, Iowa City, Iowa 52242, USA*
- ³³*Iowa State University, Ames, Iowa 50011-3160, USA*
- ³⁴*Laboratoire de l'Accélérateur Linéaire, F-91898 Orsay, France*
- ³⁵*Lawrence Livermore National Laboratory, Livermore, California 94550, USA*
- ³⁶*University of Liverpool, Liverpool L69 7ZE, United Kingdom*
- ³⁷*Queen Mary, University of London, E1 4NS, United Kingdom*
- ³⁸*University of London, Royal Holloway and Bedford New College, Egham, Surrey TW20 0EX, United Kingdom*
- ³⁹*University of Louisville, Louisville, Kentucky 40292, USA*
- ⁴⁰*University of Manchester, Manchester M13 9PL, United Kingdom*
- ⁴¹*University of Maryland, College Park, Maryland 20742, USA*
- ⁴²*University of Massachusetts, Amherst, Massachusetts 01003, USA*
- ⁴³*Massachusetts Institute of Technology, Laboratory for Nuclear Science, Cambridge, Massachusetts 02139, USA*
- ⁴⁴*McGill University, Montréal, Québec H3A 2T8, Canada*
- ⁴⁵*Università di Milano, Dipartimento di Fisica and INFN, I-20133 Milano, Italy*
- ⁴⁶*University of Mississippi, University, Mississippi 38677, USA*
- ⁴⁷*Université de Montréal, Laboratoire René J. A. Lévesque, Montréal, Québec H3C 3J7, Canada*
- ⁴⁸*Mount Holyoke College, South Hadley, Massachusetts 01075, USA*
- ⁴⁹*Università di Napoli Federico II, Dipartimento di Scienze Fisiche and INFN, I-80126, Napoli, Italy*
- ⁵⁰*NIKHEF, National Institute for Nuclear Physics and High Energy Physics, NL-1009 DB Amsterdam, The Netherlands*
- ⁵¹*University of Notre Dame, Notre Dame, Indiana 46556, USA*
- ⁵²*Oak Ridge National Laboratory, Oak Ridge, Tennessee 37831, USA*
- ⁵³*Ohio State University, Columbus, Ohio 43210, USA*
- ⁵⁴*University of Oregon, Eugene, Oregon 97403, USA*
- ⁵⁵*Università di Padova, Dipartimento di Fisica and INFN, I-35131 Padova, Italy*
- ⁵⁶*Universités Paris VI et VII, Lab de Physique Nucléaire H. E., F-75252 Paris, France*
- ⁵⁷*Università di Pavia, Dipartimento di Elettronica and INFN, I-27100 Pavia, Italy*
- ⁵⁸*University of Pennsylvania, Philadelphia, Pennsylvania 19104, USA*
- ⁵⁹*Università di Perugia, Dipartimento di Fisica and INFN, I-06100 Perugia, Italy*
- ⁶⁰*Università di Pisa, Dipartimento di Fisica, Scuola Normale Superiore and INFN, I-56127 Pisa, Italy*
- ⁶¹*Prairie View A&M University, Prairie View, Texas 77446, USA*
- ⁶²*Princeton University, Princeton, New Jersey 08544, USA*
- ⁶³*Università di Roma La Sapienza, Dipartimento di Fisica and INFN, I-00185 Roma, Italy*
- ⁶⁴*Universität Rostock, D-18051 Rostock, Germany*
- ⁶⁵*Rutherford Appleton Laboratory, Chilton, Didcot, Oxon, OX11 0QX, United Kingdom*
- ⁶⁶*DSM/Dapnia, CEA/Saclay, F-91191 Gif-sur-Yvette, France*
- ⁶⁷*University of South Carolina, Columbia, South Carolina 29208, USA*
- ⁶⁸*Stanford Linear Accelerator Center, Stanford, California 94309, USA*
- ⁶⁹*Stanford University, Stanford, California 94305-4060, USA*
- ⁷⁰*State University of New York, Albany, New York 12222, USA*
- ⁷¹*University of Tennessee, Knoxville, Tennessee 37996, USA*
- ⁷²*University of Texas at Austin, Austin, Texas 78712, USA*
- ⁷³*University of Texas at Dallas, Richardson, Texas 75083, USA*
- ⁷⁴*Università di Torino, Dipartimento di Fisica Sperimentale and INFN, I-10125 Torino, Italy*
- ⁷⁵*Università di Trieste, Dipartimento di Fisica and INFN, I-34127 Trieste, Italy*
- ⁷⁶*Vanderbilt University, Nashville, Tennessee 37235, USA*
- ⁷⁷*University of Victoria, Victoria, British Columbia V8W 3P6, Canada*
- ⁷⁸*University of Wisconsin, Madison, Wisconsin 53706, USA*
- ⁷⁹*Yale University, New Haven, Connecticut 06511, USA*

(Received 23 April 2004; published 2 December 2004)

Using a data sample of 89×10^6 $Y(4S) \rightarrow B\bar{B}$ decays collected with the BABAR detector at the PEP-II asymmetric B Factory at SLAC, we measure the $B^0(\bar{B}^0) \rightarrow \rho^+\rho^-$ branching fraction

as $[30 \pm 4(\text{stat}) \pm 5(\text{syst})] \times 10^{-6}$ and a longitudinal polarization fraction of $f_L = 0.99 \pm 0.03(\text{stat})_{-0.03}^{+0.04}(\text{syst})$. We measure the time-dependent-asymmetry parameters of the longitudinally polarized component of this decay as $C_L = -0.17 \pm 0.27(\text{stat}) \pm 0.14(\text{syst})$ and $S_L = -0.42 \pm 0.42(\text{stat}) \pm 0.14(\text{syst})$. We exclude values of α between 19° and 71° (90% C.L.).

DOI: 10.1103/PhysRevLett.93.231801

PACS numbers: 13.25.Hw, 11.30.Er, 12.15.Hh

The recently observed [1] decay $B^0(\bar{B}^0) \rightarrow \rho^+ \rho^-$ proceeds mainly through the $b \rightarrow u\bar{u}d$ tree diagram. Interference between direct decay and decay after $B^0\text{-}\bar{B}^0$ mixing results in a time-dependent decay-rate asymmetry between B^0 and \bar{B}^0 that is sensitive to the Cabibbo-Kobayashi-Maskawa (CKM) [2] angle $\alpha \equiv \arg[-V_{td}V_{tb}^*/V_{ud}V_{ub}^*]$. The presence of loop (penguin) contributions introduces additional phases that can shift the experimentally measurable parameter α_{eff} away from the value of α . In the presence of penguin contributions $\alpha_{\text{eff}} = \alpha + \delta\alpha_{\text{penguin}}$. A constraint on α tests the standard model description of CP violation. Recent measurements of the $B^+ \rightarrow \rho^+ \rho^0$ branching fraction and upper limit for $B^0 \rightarrow \rho^0 \rho^0$ [3] indicate small penguin contributions in $B \rightarrow \rho\rho$, as has been found in some calculations [4]. Here we present a time-dependent analysis of $B^0(\bar{B}^0) \rightarrow \rho^+ \rho^-$.

The CP analysis of B decays to $\rho^+ \rho^-$ is complicated by the presence of three helicity states ($h = 0, \pm 1$). The $h = 0$ state corresponds to longitudinal polarization and is CP even, while neither the $h = +1$ nor the $h = -1$ state is an eigenstate of CP . The longitudinal polarization fraction f_L is defined as the fraction of the helicity zero state in the decay. The angular distribution is

$$\frac{d^2\Gamma}{\Gamma d\cos\theta_1 d\cos\theta_2} = \frac{9}{4} \left[f_L \cos^2\theta_1 \cos^2\theta_2 + \frac{1}{4}(1 - f_L) \sin^2\theta_1 \sin^2\theta_2 \right], \quad (1)$$

where θ_i , $i = 1, 2$, is defined for each ρ meson as the angle between the π^0 momentum in the ρ rest frame and the flight direction of the B^0 in this frame. We have integrated over the angle between the ρ -decay planes. A full angular analysis of the decays is needed in order to separate the definite CP contributions; if, however, a single CP channel dominates the decay, this is not necessary [5]. The longitudinal polarization dominates this decay [1,6].

This measurement is based on $89 \times 10^6 Y(4S) \rightarrow B\bar{B}$ decays collected with the BABAR [7] detector at the PEP-II asymmetric B Factory at SLAC. We reconstruct $B^0(\bar{B}^0) \rightarrow \rho^+ \rho^-$ candidates (B_{rec}) from combinations of two charged tracks and two π^0 candidates. We require that both tracks have particle identification information inconsistent with the electron, kaon, and proton hypotheses. The π^0 candidates are formed from pairs of photons that have measured energies greater than 50 MeV. The reconstructed π^0 mass must satisfy $0.10 < m_{\gamma\gamma} < 0.16 \text{ GeV}/c^2$. The mass of the ρ candidates, $m_{\pi^\pm \pi^0}$, must satisfy $|m_{\pi^\pm \pi^0} - 0.770 \text{ GeV}/c^2| < 0.375 \text{ GeV}/c^2$.

When multiple B candidates can be formed, we select the one that minimizes the sum of the deviations of the reconstructed π^0 masses from the true π^0 mass. Combinatorial backgrounds dominate near $|\cos\theta_i| = 1$, while backgrounds from B decays, such as $B^0 \rightarrow \rho^+ \pi^-$, with an additional low energy π^0 from the rest of the event (ROE), tend to concentrate at negative values of $\cos\theta_i$. We reduce these backgrounds with the requirement $-0.8 < \cos\theta_i < 0.98$.

Continuum $e^+e^- \rightarrow q\bar{q}$ ($q = u, d, s, c$) events are the dominant background. To discriminate signal from continuum we use a neural network (\mathcal{N}) to combine six variables: the two event-shape variables used in the Fisher discriminant of Ref. [8]; the cosine of the angle between the direction of the B and the collision axis (z) in the center-of-mass (c.m.) frame; the cosine of the angle between the B thrust axis and the z axis; the cosine of the angle between the B thrust axis and the thrust axis of the ROE; the decay angle of the π^0 (defined in analogy to the ρ decay angle, θ_i); and the sum of transverse momenta in the ROE relative to the z axis.

Signal events are identified kinematically using two variables: the difference ΔE between the c.m. energy of the B candidate and $\sqrt{s}/2$, and the beam-energy substituted mass $m_{\text{ES}} = \sqrt{(s/2 + \mathbf{p}_i \cdot \mathbf{p}_B)^2/E_i^2 - \mathbf{p}_B^2}$, where \sqrt{s} is the total c.m. energy. The B momentum \mathbf{p}_B and four-momentum of the initial state (E_i, \mathbf{p}_i) are defined in the laboratory frame. We accept candidates that satisfy $5.21 < m_{\text{ES}} < 5.29 \text{ GeV}/c^2$ and $-0.12 < \Delta E < 0.15 \text{ GeV}$. The asymmetric ΔE window suppresses background from higher-multiplicity B decays.

To study the time-dependent asymmetry one needs to measure the proper time difference, Δt , between the two B decays in the event, and to determine the flavor tag of the other B meson. The time difference between the decays of the two neutral B mesons in the event ($B_{\text{rec}}, B_{\text{tag}}$) is calculated from the measured separation Δz between the B_{rec} and B_{tag} decay vertices [9,10]. We determine the B_{rec} vertex from the two charged-pion tracks in its decay. The B_{tag} decay vertex is obtained by fitting the other tracks in the event, with constraints from the B_{rec} momentum and the beam-spot location. The rms resolution on Δt is 1.1 ps. We use only events for which the proper time difference between the B_{rec} and B_{tag} decays satisfies $|\Delta t| < 20 \text{ ps}$ and the error on Δt , $\sigma(\Delta t)$, is less than 2.5 ps. The flavor of the B_{tag} meson is determined with a multivariate technique [8] that has a total effective tagging efficiency of $(28.4 \pm 0.7)\%$. The events are as-

signed to five mutually exclusive tagging categories **Lepton**, **Kaon 1**, **Kaon 2**, **Inclusive**, and **Untagged**, listed in order of decreasing reliability of the tag.

Signal candidates may pass the selection even if one or more of the pions assigned to the $\rho^+\rho^-$ state is from the other B in the event. These self-cross-feed (SCF) candidates comprise 39% (16%) of the accepted signal for $f_L = 1$ ($f_L = 0$).

The efficiency of the selection is 7.7% (14.9%) for the longitudinally (transversely) polarized signal as determined with Monte Carlo simulations (MCS) [11]. The signal efficiency taking into account the measured polarization is 7.7%. We select 24 288 events, which are dominated by combinatoric backgrounds: roughly 86% from $q\bar{q}$ and 13% from $B\bar{B}$. We distinguish the following candidate types: (i) correctly reconstructed signal, for $B^0(\bar{B}^0) \rightarrow \rho^+\rho^-$ decays where the correct particles are combined to form the B_{rec} candidate; (ii) SCF signal; (iii) charm B^\pm background ($b \rightarrow c$); (iv) charm B^0 background ($b \rightarrow c$); (v) charmless B backgrounds; and (vi) continuum $e^+e^- \rightarrow q\bar{q}$ ($q = u, d, s, c$) background. We consider both types (i) and (ii) as signal. The charmless decays $B^\pm \rightarrow \rho^\pm\pi^0$, $B^\pm \rightarrow \rho^\pm\rho^0$, $B^\pm \rightarrow a_1^\pm\pi^0$, and $B^{\pm,0} \rightarrow a_1\rho$ are expected to contribute to the final sample. For these decays we assume the following branching fractions: 11.0 ± 2.7 [12], $26.4^{+6.1}_{-6.4}$ [13], 30 ± 15 , and 20 ± 20 , in units of 10^{-6} , corresponding to 17 ± 4 , 16 ± 4 , 30 ± 15 , and 26 ± 26 events in the data, respectively. The latter two are estimated from the measured branching fractions of related decays. We expect an additional 283 ± 283 candidates of charmless B decays with more than four mesons in the final state; since most branching fractions for such modes have not been measured yet, we generate them using the JETSET simulation [14]. We expect 1700 (1016) charged (neutral) B decays to final states containing charm mesons. The rest of the background is composed of continuum. Each of these backgrounds is included as an individual component in the fit, where the continuum yield is allowed to vary in the fit.

Each candidate is described with the eight B_{rec} kinematic variables m_{ES} and ΔE , the $m_{\pi^\pm\pi^0}$ and $\cos\theta_i$ values of the two ρ mesons, Δt , and \mathcal{N} . For each different candidate type considered, we construct a probability density function (PDF) that is the product of PDFs in each of these variables, assuming that they are uncorrelated. The total PDF is used in the fit to data.

The parameters of the PDFs for continuum-background m_{ES} , ΔE , $\cos\theta_i$, and \mathcal{N} are allowed to vary in the final fit to the data. The distribution of the continuum as a function of $m_{\pi^\pm\pi^0}$ is described by a nonparametric PDF [15] derived from m_{ES} and ΔE data sidebands. For all other types these distributions are extracted from high-statistics MCS. The $\cos\theta_i$ distributions for the background are described by a nonparametric PDF derived from the MCS, as the detector acceptance and selection criteria

modify the known vector-meson decay distribution. The signal distribution is given by Eq. (1) multiplied by an acceptance function determined from signal MCS. We take into account known differences between data and the MCS.

The signal Δt distribution is described by an exponential (B lifetime) multiplied by a CP violating term, convoluted with three Gaussians ($\sim 90\%$ core, $\sim 9\%$ tail, $\sim 1\%$ outliers) and takes into account $\sigma(\Delta t)$ from the vertex fit. The resolution is parametrized using a large sample of fully reconstructed hadronic B decays [9]. The nominal Δt distribution for the B backgrounds is a non-parametric representation of the MCS; in the study of systematic errors, we replace this model with the one used for signal. The continuum background is described by the sum of three Gaussian distributions whose parameters are determined by fitting the data.

The signal decay-rate distribution $f_+(f_-)$ for $B_{\text{tag}} = B^0(\bar{B}^0)$ is given by

$$f_\pm(\Delta t) = \frac{e^{-|\Delta t|/\tau}}{4\tau} [1 \pm S \sin(\Delta m_d \Delta t) \mp C \cos(\Delta m_d \Delta t)],$$

where τ is the mean B^0 lifetime, Δm_d is the B^0 - \bar{B}^0 mixing frequency, and $S = S_L$ or S_T and $C = C_L$ or C_T are the CP asymmetry parameters for the longitudinal and transversely polarized signal. The fitting function takes into account mistag dilution and is convoluted with the Δt resolution function described above. We set S_T and C_T to zero since the transverse polarization in the fit is small.

We perform an unbinned extended maximum likelihood fit that assumes the event types mentioned previously. The results of the fit are 246 ± 29 signal events with $f_L = 0.99 \pm 0.03$, $S_L = -0.42 \pm 0.42$, and $C_L = -0.17 \pm 0.27$. There is a bias on the yield coming from the neglect of correlations in the fit (six events) and B -background modeling (16 events). The former is estimated using MCS and the latter is dominated by the change in signal yield when the $a_1\rho$ component is allowed to vary in a fit to the data. The signal yield remains stable when allowing the yield of other background types to vary. The corrected signal yield is 224 ± 29 events. Figure 1 shows distributions of m_{ES} , $\cos\theta_i$, and $m_{\pi^\pm\pi^0}$ for **Lepton** and **Kaon 1** tagged events, enhanced in signal content by cuts on the signal-to-background likelihood ratios of the discriminating variables not projected. The additional cuts retain $\mathcal{O}(15\%)$ of the signal events in the analysis sample. For m_{ES} and ΔE , we show a projection of the data for all tag categories; in these plots, we retain $\mathcal{O}(60\%)$ of the signal events in the analysis sample. Figure 2 shows the raw Δt distribution for B^0 and \bar{B}^0 tagged events. The time-dependent decay-rate asymmetry $A = [R(\Delta t) - \bar{R}(\Delta t)]/[R(\Delta t) + \bar{R}(\Delta t)]$ is also shown, where R (\bar{R}) is the decay rate for B^0 (\bar{B}^0) tagged events.

The nominal fit does not account for nonresonant background. If we add a nonresonant component of

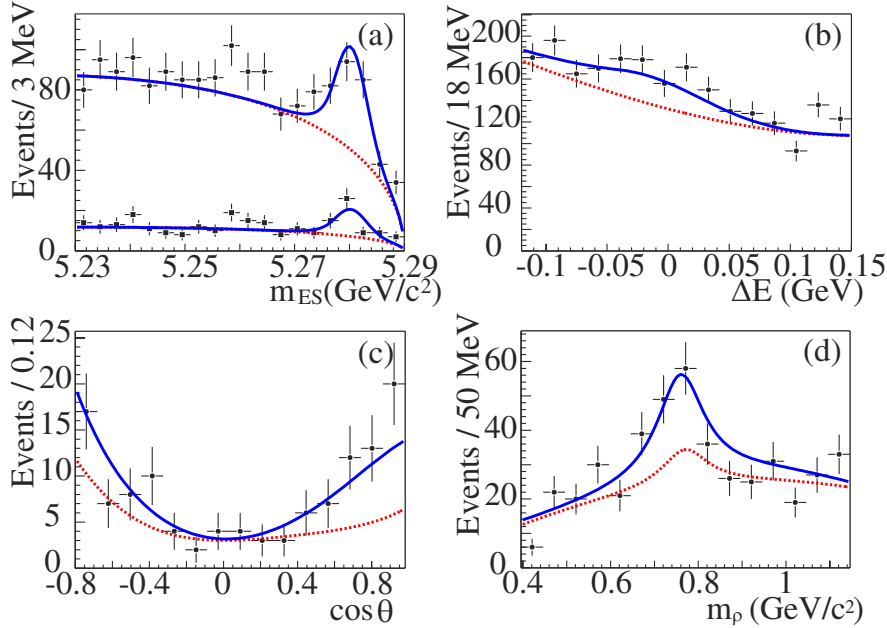


FIG. 1 (color online). The distributions for a sample of events enriched in signal for the variables m_{ES} (a), ΔE (b), cosine of the ρ helicity angle (c), and $m_{\pi^{\pm}\pi^0}$ (d). The dotted line is the projection of the sum of backgrounds and the solid line is the projection of the full likelihood. For m_{ES} we show the projections for all (top line) and Lepton and Kaon 1 tagged events (bottom line).

$B \rightarrow \rho\pi\pi^0$ events to the likelihood, the fitted signal yield changes by less than 11% (90% C.L.). Any possible $B \rightarrow 4\pi$ component would be significantly smaller. The dominant systematic uncertainties in the yield arise from the assumed B -background branching fractions (20 events) and the uncertainty on the fraction of SCF

events (14 events). The uncertainty on the estimated fraction of misreconstructed events is extrapolated from a control sample of fully reconstructed $B^0 \rightarrow D^-\rho^+$ decays. A 10% systematic error on the branching fraction comes from π^0 reconstruction. The dominant systematic error on f_L is from the uncertainty in PDF parametrization (± 0.03). We vary CP violation in the B background within reasonable limits. This is the main systematic uncertainty on the CP results: 0.08 (0.11) on S_L (C_L). The systematic uncertainty on S_L (C_L) from B -background branching fractions is 0.02 (0.03). Uncertainty in the vertex-detector alignment contributes an error of 0.06 (0.04) on S_L (C_L). In half of the SCF events the misreconstructed signal contains at least one wrong track; the difference in resolution function for these events corresponds to an uncertainty of 0.03 (0.01) on S_L (C_L). The uncertainty in the parametrization of the likelihood contributes an error of 0.05 (0.02) on S_L (C_L). We estimate the systematic error from ignoring interference with nonresonant modes and $a_1\pi$ to be 0.02 on S_L and C_L , and 2.4% on the signal yield. The uncertainty from possible CP violation in the doubly Cabibbo-suppressed decays on the tag side of the event [16] is assumed to be the same as for $B^0(\bar{B}^0) \rightarrow \pi^+\pi^-$: 0.012 (0.037) for S_L (C_L). We also apply a correction to account for possible dilution from B -background (5%) and SCF (3%) events.

Our results are

$$B(B^0 \rightarrow \rho^+\rho^-) = [33 \pm 4(\text{stat}) \pm 5(\text{syst})] \times 10^{-6},$$

$$f_L = 0.99 \pm 0.03(\text{stat})_{-0.03}^{+0.04}(\text{syst}),$$

$$C_L = -0.17 \pm 0.27(\text{stat}) \pm 0.14(\text{syst}),$$

$$S_L = -0.42 \pm 0.42(\text{stat}) \pm 0.14(\text{syst}).$$

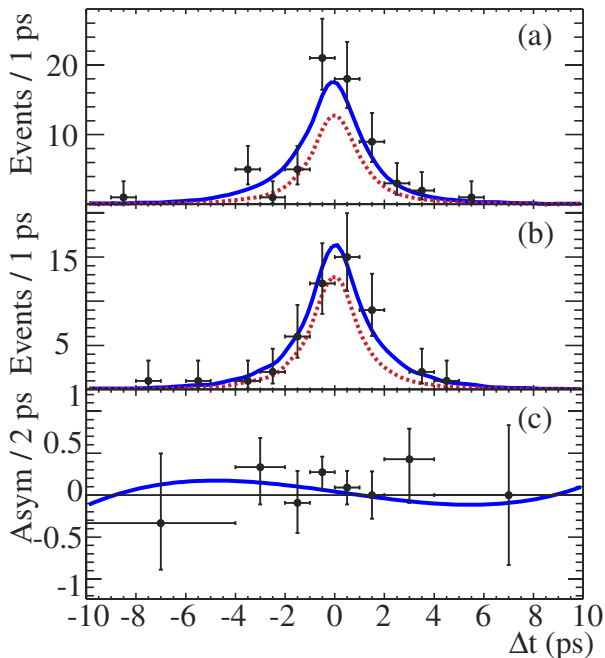


FIG. 2 (color online). The Δt distribution for a sample of events enriched in signal for (a) B^0 and (b) \bar{B}^0 tagged events. The dashed lines represent the sum of backgrounds and the solid lines represent the sum of signal and backgrounds. The time-dependent CP asymmetry A (see text) is shown in (c), where the curve represents the asymmetry.

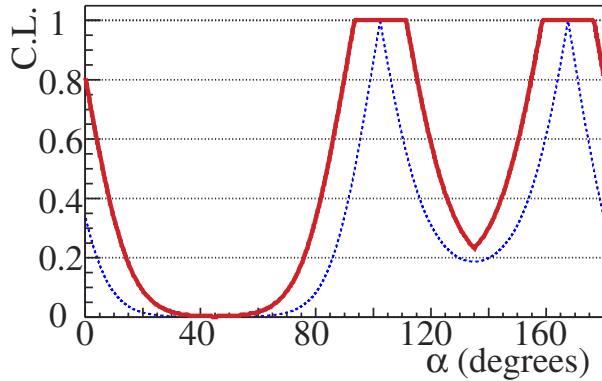


FIG. 3 (color online). A plot of α_{eff} (dotted line) and α (solid line) as a function of confidence level for this result.

The correlation coefficient between S_L and C_L is -0.016 . We average this branching fraction with the less precise result from Ref. [1], taking into account correlations where appropriate [13], to obtain the final value of $(30 \pm 4 \pm 5) \times 10^{-6}$. This measurement supersedes the previous *BABAR* result presented in Ref. [1].

Using the Grossman-Quinn bound [1,17] with the recent results on $B \rightarrow \rho^\pm \rho^0, \rho^0 \rho^0$ from [3], we limit $|\alpha_{\text{eff}} - \alpha| < 13^\circ$ (68% C.L.). Ignoring possible nonresonant contributions, and $I = 1$ amplitudes [18], one can relate the CP parameters S_L and C_L to α , up to a four-fold ambiguity. If we select the solution closest to the CKM best fit central value of $\alpha = 95^\circ - 98^\circ$ [19], the measured CP parameters of the longitudinal polarization correspond to $\alpha = 102_{-12}^{+16}(\text{stat})_{-4}^{+5}(\text{syst}) \pm 13(\text{penguin})^\circ$. Figure 3 shows the confidence level as a function of $\alpha_{\text{eff}} = \arcsin(S_L/\sqrt{1 - C_L^2})/2$ for this result, (dotted line) taking into account the systematic uncertainties and (solid line) also including the penguin contribution. We exclude values of α between 19° and 71° (90% C.L.).

We are grateful for the excellent luminosity and machine conditions provided by our PEP-II colleagues, and for the substantial dedicated effort from the computing organizations that support *BABAR*. The collaborating institutions wish to thank SLAC for its support and kind hospitality. This work is supported by DOE and NSF (USA), NSERC (Canada), IHEP (China), CEA and CNRS-IN2P3 (France), BMBF and DFG (Germany), INFN (Italy), FOM (The Netherlands), NFR (Norway), MIST (Russia), and PPARC (United Kingdom). Individ-

uals have received support from CONACyT (Mexico), A.P. Sloan Foundation, Research Corporation, and Alexander von Humboldt Foundation.

*Now at Department of Physics, University of Warwick, Coventry, United Kingdom.

†Also with Università della Basilicata, Potenza, Italy.

‡Also with IFIC, Instituto de Física Corpuscular, CSIC-Universidad de Valencia, Valencia, Spain.

§Deceased.

- [1] *BABAR* Collaboration, B. Aubert *et al.*, Phys. Rev. D **69**, 031102 (2004).
- [2] N. Cabibbo, Phys. Rev. Lett. **10**, 531 (1963); M. Kobayashi and T. Maskawa, Prog. Theor. Phys. **49**, 652 (1973).
- [3] *BABAR* Collaboration, B. Aubert *et al.*, Phys. Rev. Lett. **91**, 171802 (2003); Belle Collaboration, J. Zhang *et al.*, Phys. Rev. Lett. **91**, 221801 (2003).
- [4] R. Aleksan *et al.*, Phys. Lett. B **356**, 95 (1995).
- [5] I. Dunietz *et al.*, Phys. Rev. D **43**, 2193 (1991).
- [6] G. Kramer and W. Palmer, Phys. Rev. D **45**, 193 (1992); D. Ebert *et al.*, Phys. Rev. D **56**, 312 (1997); A. Ali *et al.*, Phys. Rev. D **58**, 094009 (1998); Y.-H. Chen *et al.*, Phys. Rev. D **60**, 094014 (1999); H.-Y. Cheng and K.-C. Yang, Phys. Lett. B **511**, 40 (2001); M. Suzuki, Phys. Rev. D **66**, 054018 (2002).
- [7] *BABAR* Collaboration, B. Aubert *et al.*, Nucl. Instrum. Methods Phys. Res., Sect. A **479**, 1 (2002).
- [8] *BABAR* Collaboration, B. Aubert *et al.*, Phys. Rev. Lett. **89**, 281802 (2002).
- [9] *BABAR* Collaboration, B. Aubert *et al.*, Phys. Rev. D **66**, 032003 (2002).
- [10] *BABAR* Collaboration, B. Aubert *et al.*, Phys. Rev. Lett. **89**, 201802 (2002).
- [11] GEANT4 Collaboration, S. Agostinelli *et al.*, Nucl. Instrum. Methods Phys. Res., Sect. A **506**, 250 (2003).
- [12] *BABAR* Collaboration, B. Aubert *et al.*, hep-ex/0311049.
- [13] The Heavy Flavor Averaging Group, <http://www.slac.stanford.edu/xorg/hfag/>.
- [14] T. Sjöstrand *et al.*, Comput. Phys. Commun. **135**, 238 (2001).
- [15] K. S. Cranmer, Comput. Phys. Commun. **136**, 198 (2001).
- [16] O. Long *et al.*, Phys. Rev. D **68**, 034010 (2003).
- [17] M. Gronau and D. London, Phys. Rev. Lett. **65**, 3381 (1990); Y. Grossman and H. Quinn, Phys. Rev. D **58**, 017504 (1998).
- [18] A. Falk *et al.*, Phys. Rev. D **69**, 011502 (2004).
- [19] J. Charles *et al.*, hep-ph/0406184; M. Bona *et al.*, hep-ph/0408079.