

PDF hosted at the Radboud Repository of the Radboud University Nijmegen

The following full text is a publisher's version.

For additional information about this publication click this link.

<http://hdl.handle.net/2066/128829>

Please be advised that this information was generated on 2021-09-28 and may be subject to change.

Measurements of the Mass and Width of the η_c Meson and of an $\eta_c(2S)$ Candidate

B. Aubert,¹ R. Barate,¹ D. Boutigny,¹ J.-M. Gaillard,¹ A. Hicheur,¹ Y. Karyotakis,¹ J. P. Lees,¹ P. Robbe,¹ V. Tisserand,¹ A. Zghiche,¹ A. Palano,² A. Pompili,² J. C. Chen,³ N. D. Qi,³ G. Rong,³ P. Wang,³ Y. S. Zhu,³ G. Eigen,⁴ I. Ofte,⁴ B. Stugu,⁴ G. S. Abrams,⁵ A. W. Borgland,⁵ A. B. Breon,⁵ D. N. Brown,⁵ J. Button-Shafer,⁵ R. N. Cahn,⁵ E. Charles,⁵ C. T. Day,⁵ M. S. Gill,⁵ A. V. Gritsan,⁵ Y. Groysman,⁵ R. G. Jacobsen,⁵ R. W. Kadel,⁵ J. Kadyk,⁵ L. T. Kerth,⁵ Yu. G. Kolomensky,⁵ J. F. Kral,⁵ G. Kukartsev,⁵ C. LeClerc,⁵ M. E. Levi,⁵ G. Lynch,⁵ L. M. Mir,⁵ P. J. Oddone,⁵ T. J. Orimoto,⁵ M. Pripstein,⁵ N. A. Roe,⁵ A. Romosan,⁵ M. T. Ronan,⁵ V. G. Shelkov,⁵ A. V. Telnov,⁵ W. A. Wenzel,⁵ K. Ford,⁶ T. J. Harrison,⁶ C. M. Hawkes,⁶ D. J. Knowles,⁶ S. E. Morgan,⁶ R. C. Penny,⁶ A. T. Watson,⁶ N. K. Watson,⁶ T. Deppermann,⁷ K. Goetzen,⁷ H. Koch,⁷ B. Lewandowski,⁷ M. Pelizaeus,⁷ K. Peters,⁷ H. Schmuecker,⁷ M. Steinke,⁷ N. R. Barlow,⁸ J. T. Boyd,⁸ N. Chevalier,⁸ W. N. Cottingham,⁸ M. P. Kelly,⁸ T. E. Latham,⁸ C. Mackay,⁸ F. F. Wilson,⁸ K. Abe,⁹ T. Cuhadar-Donszelmann,⁹ C. Hearty,⁹ T. S. Mattison,⁹ J. A. McKenna,⁹ D. Thiessen,⁹ P. Kyberd,¹⁰ A. K. McKemey,¹⁰ V. E. Blinov,¹¹ A. D. Bukin,¹¹ V. B. Golubev,¹¹ V. N. Ivanchenko,¹¹ E. A. Kravchenko,¹¹ A. P. Onuchin,¹¹ S. I. Serednyakov,¹¹ Yu. I. Skovpen,¹¹ E. P. Solodov,¹¹ A. N. Yushkov,¹¹ D. Best,¹² M. Bruinsma,¹² M. Chao,¹² D. Kirkby,¹² A. J. Lankford,¹² M. Mandelkern,¹² R. K. Mommensen,¹² W. Roethel,¹² D. P. Stoker,¹² C. Buchanan,¹³ B. L. Hartfiel,¹³ B. C. Shen,¹⁴ D. del Re,¹⁵ H. K. Hadavand,¹⁵ E. J. Hill,¹⁵ D. B. MacFarlane,¹⁵ H. P. Paar,¹⁵ Sh. Rahatlou,¹⁵ U. Schwanke,¹⁵ V. Sharma,¹⁵ J. W. Berryhill,¹⁶ C. Campagnari,⁶ B. Dahmes,⁶ N. Kuznetsova,⁶ S. L. Levy,⁶ O. Long,⁶ A. Lu,⁶ M. A. Mazur,⁶ J. D. Richman,⁶ W. Verkerke,⁶ T. W. Beck,¹⁷ J. Beringer,¹⁷ A. M. Eisner,¹⁷ C. A. Heusch,¹⁷ W. S. Lockman,¹⁷ T. Schalk,¹⁷ R. E. Schmitz,¹⁷ B. A. Schumm,¹⁷ A. Seiden,¹⁷ M. Turri,¹⁷ W. Walkowiak,¹⁷ D. C. Williams,¹⁷ M. G. Wilson,¹⁷ J. Albert,¹⁸ E. Chen,¹⁸ G. P. Dubois-Felsmann,¹⁸ A. Dvoretiskii,¹⁸ D. G. Hitlin,¹⁸ I. Narsky,¹⁸ F. C. Porter,¹⁸ A. Ryd,¹⁸ A. Samuel,¹⁸ S. Yang,¹⁸ S. Jayatilake,¹⁹ G. Mancinelli,¹⁹ B. T. Meadows,¹⁹ M. D. Sokoloff,¹⁹ T. Abe,²⁰ F. Blanc,²⁰ P. Bloom,²⁰ S. Chen,²⁰ P. J. Clark,²⁰ W. T. Ford,²⁰ U. Nauenberg,²⁰ A. Olivas,²⁰ P. Rankin,²⁰ J. Roy,²⁰ J. G. Smith,²⁰ W. C. van Hoek,²⁰ L. Zhang,²⁰ J. L. Harton,²¹ T. Hu,²¹ A. Soffer,²¹ W. H. Toki,²¹ R. J. Wilson,²¹ J. Zhang,²¹ D. Altenburg,²² T. Brandt,²² J. Brose,²² T. Colberg,²² M. Dickopp,²² R. S. Dubitzky,²² A. Hauke,²² H. M. Lacker,²² E. Maly,²² R. Müller-Pfefferkorn,²² R. Nogowski,²² S. Otto,²² J. Schubert,²² K. R. Schubert,²² R. Schwierz,²² B. Spaan,²² L. Wilden,²² D. Bernard,²³ G. R. Bonneaud,²³ F. Brochard,²³ J. Cohen-Tanugi,²³ P. Grenier,²³ Ch. Thiebaux,²³ G. Vasileiadis,²³ M. Verderi,²³ A. Khan,²⁴ D. Lavin,²⁴ F. Muheim,²⁴ S. Playfer,²⁴ J. E. Swain,²⁴ J. Tinslay,²⁴ M. Andreotti,²⁵ V. Azzolini,²⁵ D. Bettoni,²⁵ C. Bozzi,²⁵ R. Calabrese,²⁵ G. Cibinetto,²⁵ E. Luppi,²⁵ M. Negrini,²⁵ L. Piemontese,²⁵ A. Sarti,²⁵ E. Treadwell,²⁶ F. Anulli,^{27,*} R. Baldini-Ferroli,²⁷ M. Biasini,^{27,*} A. Calcaterra,²⁷ R. de Sangro,²⁷ D. Falciari,²⁷ G. Finocchiaro,²⁷ P. Patteri,²⁷ I. M. Peruzzi,²⁷ M. Piccolo,²⁷ M. Pioppi,²⁷ A. Zallo,²⁷ A. Buzzo,²⁸ R. Capra,²⁸ R. Contri,²⁸ G. Crosetti,²⁸ M. Lo Vetere,²⁸ M. Macri,²⁸ M. R. Monge,²⁸ S. Passaggio,²⁸ C. Patrignani,²⁸ E. Robutti,²⁸ A. Santroni,²⁸ S. Tosi,²⁸ S. Bailey,²⁹ M. Morii,²⁹ E. Won,²⁹ W. Bhimji,³⁰ D. A. Bowerman,³⁰ P. D. Dauncey,³⁰ U. Egede,³⁰ I. Eschrich,³⁰ J. R. Gaillard,³⁰ G. W. Morton,³⁰ J. A. Nash,³⁰ P. Sanders,³⁰ G. P. Taylor,³⁰ G. J. Grenier,³¹ S.-J. Lee,³¹ U. Mallik,³¹ J. Cochran,³² H. B. Crawley,³² J. Lamsa,³² W. T. Meyer,³² S. Prell,³² E. I. Rosenberg,³² J. Yi,³² M. Davier,³³ G. Grosdidier,³³ A. Höcker,³³ S. Laplace,³³ F. Le Diberder,³³ V. Lepeltier,³³ A. M. Lutz,³³ T. C. Petersen,³³ S. Plaszczynski,³³ M. H. Schune,³³ L. Tantot,³³ G. Wormser,³³ V. Brigljević,³⁴ C. H. Cheng,³⁴ D. J. Lange,³⁴ D. M. Wright,³⁴ A. J. Bevan,³⁵ J. P. Coleman,³⁵ J. R. Fry,³⁵ E. Gabathuler,³⁵ R. Gamet,³⁵ M. Kay,³⁵ R. J. Parry,³⁵ D. J. Payne,³⁵ R. J. Sloane,³⁵ C. Touramanis,³⁵ J. J. Back,³⁶ P. F. Harrison,³⁶ H. W. Shorthouse,³⁶ P. Strother,³⁶ P. B. Vidal,³⁶ C. L. Brown,³⁷ G. Cowan,³⁷ R. L. Flack,³⁷ H. U. Flaecher,³⁷ S. George,³⁷ M. G. Green,³⁷ A. Kurup,³⁷ C. E. Marker,³⁷ T. R. McMahon,³⁷ S. Ricciardi,³⁷ F. Salvatore,³⁷ G. Vaitsas,³⁷ M. A. Winter,³⁷ D. Brown,³⁸ C. L. Davis,³⁸ J. Allison,³⁹ R. J. Barlow,³⁹ A. C. Forti,³⁹ P. A. Hart,³⁹ F. Jackson,³⁹ G. D. Lafferty,³⁹ A. J. Lyon,³⁹ J. H. Weatherall,³⁹ J. C. Williams,³⁹ A. Farbin,⁴⁰ A. Jawahery,⁴⁰ D. Kovalskiy,⁴⁰ C. K. Lae,⁴⁰ V. Lillard,⁴⁰ D. A. Roberts,⁴⁰ G. Blaylock,⁴¹ C. Dallapiccola,⁴¹ K. T. Flood,⁴¹ S. S. Hertzbach,⁴¹ R. Kofler,⁴¹ V. B. Koptchev,⁴¹ T. B. Moore,⁴¹ S. Saremi,⁴¹ H. Staenge,⁴¹ S. Willocq,⁴¹ R. Cowan,⁴² G. Sciolla,⁴² F. Taylor,⁴² R. K. Yamamoto,⁴² D. J. J. Mangeol,⁴³ M. Milek,⁴³ P. M. Patel,⁴³ A. Lazzaro,⁴⁴ F. Palombo,⁴⁴ J. M. Bauer,⁴⁵ L. Cremaldi,⁴⁵ V. Eschenburg,⁴⁵ R. Godang,⁴⁵ R. Kroeger,⁴⁵ J. Reidy,⁴⁵ D. A. Sanders,⁴⁵ D. J. Summers,⁴⁵ H. W. Zhao,⁴⁵ S. Brunet,⁴⁶ D. Cote-Ahern,⁴⁶ C. Hast,⁴⁶ P. Taras,⁴⁶ H. Nicholson,⁴⁷ C. Cartaro,⁴⁸ N. Cavallo,^{48,†} G. De Nardo,⁴⁸ F. Fabozzi,^{48,†} C. Gatto,⁴⁸ L. Lista,⁴⁸ P. Paolucci,⁴⁸ D. Piccolo,⁴⁸ C. Sciacca,⁴⁸ M. A. Baak,⁴⁹ G. Raven,⁴⁹ J. M. LoSecco,⁵⁰ T. A. Gabriel,⁵¹ B. Brau,⁵² K. K. Gan,⁵² K. Honscheid,⁵² D. Hufnagel,⁵² H. Kagan,⁵² R. Kass,⁵² T. Pulliam,⁵² Q. K. Wong,⁵² J. Brau,⁵³ R. Frey,⁵³ C. T. Potter,⁵³ N. B. Sinev,⁵³ D. Strom,⁵³ E. Torrence,⁵³ F. Colecchia,⁵⁴

A. Dorigo,⁵⁴ F. Galeazzi,⁵⁴ M. Margoni,⁵⁴ M. Morandin,⁵⁴ M. Posocco,⁵⁴ M. Rotondo,⁵⁴ F. Simonetto,⁵⁴ R. Stroili,⁵⁴ G. Tiozzo,⁵⁴ C. Voci,⁵⁴ M. Benayoun,⁵⁵ H. Briand,⁵⁵ J. Chauveau,⁵⁵ P. David,⁵⁵ Ch. de la Vaissière,⁵⁵ L. Del Buono,⁵⁵ O. Hamon,⁵⁵ M. J. J. John,⁵⁵ Ph. Leruste,⁵⁵ J. Ocariz,⁵⁵ M. Pivk,⁵⁵ L. Roos,⁵⁵ J. Stark,⁵⁵ S. T'Jampens,⁵⁵ G. Therin,⁵⁵ P. F. Manfredi,⁵⁶ V. Re,⁵⁶ P. K. Behera,⁵⁷ L. Gladney,⁵⁷ Q. H. Guo,⁵⁷ J. Panetta,⁵⁷ C. Angelini,⁵⁸ G. Batignani,⁵⁸ S. Bettarini,⁵⁸ M. Bondioli,⁵⁸ F. Bucci,⁵⁸ G. Calderini,⁵⁸ M. Carpinelli,⁵⁸ F. Forti,⁵⁸ M. A. Giorgi,⁵⁸ A. Lusiani,⁵⁸ G. Marchiori,⁵⁸ F. Martinez-Vidal,^{58,‡} M. Morganti,⁵⁸ N. Neri,⁵⁸ E. Paoloni,⁵⁸ M. Rama,⁵⁸ G. Rizzo,⁵⁸ F. Sandrelli,⁵⁸ J. Walsh,⁵⁸ M. Haire,⁵⁹ D. Judd,⁵⁹ K. Paick,⁵⁹ D. E. Wagoner,⁵⁹ N. Danielson,⁶⁰ P. Elmer,⁶⁰ C. Lu,⁶⁰ V. Miftakov,⁶⁰ J. Olsen,⁶⁰ A. J. S. Smith,⁶⁰ H. A. Tanaka,⁶⁰ E. W. Varnes,⁶⁰ F. Bellini,⁶¹ G. Cavoto,^{60,61} R. Faccini,^{15,61} F. Ferrarotto,⁶¹ F. Ferroni,⁶¹ M. Gaspero,⁶¹ M. A. Mazzoni,⁶¹ S. Morganti,⁶¹ M. Pierini,⁶¹ G. Piredda,⁶¹ F. Safai Tehrani,⁶¹ C. Voena,⁶¹ S. Christ,⁶² G. Wagner,⁶² R. Waldi,⁶² T. Adye,⁶³ N. De Groot,⁶³ B. Franek,⁶³ N. I. Geddes,⁶³ G. P. Gopal,⁶³ E. O. Olaiya,⁶³ S. M. Xella,⁶³ R. Aleksan,⁶⁴ S. Emery,⁶⁴ A. Gaidot,⁶⁴ S. F. Ganzhur,⁶⁴ P.-F. Giraud,⁶⁴ G. Hamel de Monchenault,⁶⁴ W. Kozanecki,⁶⁴ M. Langer,⁶⁴ M. Legendre,⁶⁴ G. W. London,⁶⁴ B. Mayer,⁶⁴ G. Schott,⁶⁴ G. Vasseur,⁶⁴ Ch. Yeche,⁶⁴ M. Zito,⁶⁴ M. V. Purohit,⁶⁵ A. W. Weidemann,⁶⁵ F. X. Yumiceva,⁶⁵ D. Aston,⁶⁶ R. Bartoldus,⁶⁶ N. Berger,⁶⁶ A. M. Boyarski,⁶⁶ O. L. Buchmueller,⁶⁶ M. R. Convery,⁶⁶ D. P. Coupal,⁶⁶ D. Dong,⁶⁶ J. Dorfan,⁶⁶ D. Dujmic,⁶⁶ W. Dunwoodie,⁶⁶ R. C. Field,⁶⁶ T. Glanzman,⁶⁶ S. J. Gowdy,⁶⁶ E. Grauges-Pous,⁶⁶ T. Hadig,⁶⁶ V. Halyo,⁶⁶ T. Hryn'ova,⁶⁶ W. R. Innes,⁶⁶ C. P. Jessop,⁶⁶ M. H. Kelsey,⁶⁶ P. Kim,⁶⁶ M. L. Kocian,⁶⁶ U. Langenegger,⁶⁶ D. W. G. S. Leith,⁶⁶ S. Luitz,⁶⁶ V. Luth,⁶⁶ H. L. Lynch,⁶⁶ H. Marsiske,⁶⁶ R. Messner,⁶⁶ D. R. Muller,⁶⁶ C. P. O'Grady,⁶⁶ V. E. Ozcan,⁶⁶ A. Perazzo,⁶⁶ M. Perl,⁶⁶ S. Petrak,⁶⁶ B. N. Ratcliff,⁶⁶ S. H. Robertson,⁶⁶ A. Roodman,⁶⁶ A. A. Salnikov,⁶⁶ R. H. Schindler,⁶⁶ J. Schwiening,⁶⁶ G. Simi,⁶⁶ A. Snyder,⁶⁶ A. Soha,⁶⁶ J. Stelzer,⁶⁶ D. Su,⁶⁶ M. K. Sullivan,⁶⁶ J. Va'vra,⁶⁶ S. R. Wagner,⁶⁶ M. Weaver,⁶⁶ A. J. R. Weinstein,⁶⁶ W. J. Wisniewski,⁶⁶ D. H. Wright,⁶⁶ C. C. Young,⁶⁶ P. R. Burchat,⁶⁷ A. J. Edwards,⁶⁷ T. I. Meyer,⁶⁷ B. A. Petersen,⁶⁷ C. Roat,⁶⁷ S. Ahmed,⁶⁸ M. S. Alam,⁶⁸ J. A. Ernst,⁶⁸ M. Saleem,⁶⁸ F. R. Wappler,⁶⁸ W. Bugg,⁶⁹ M. Krishnamurthy,⁶⁹ S. M. Spanier,⁶⁹ R. Eckmann,⁷⁰ H. Kim,⁷⁰ J. L. Ritchie,⁷⁰ R. F. Schwitters,⁷⁰ J. M. Izen,⁷¹ I. Kitayama,⁷¹ X. C. Lou,⁷¹ S. Ye,⁷¹ F. Bianchi,⁷² M. Bona,⁷² F. Gallo,⁷² D. Gamba,⁷² C. Borean,⁷³ L. Bosisio,⁷³ G. Della Ricca,⁷³ S. Dittongo,⁷³ S. Grancagnolo,⁷³ L. Lanceri,⁷³ P. Poropat,^{73,§} L. Vitale,⁷³ G. Vuagnin,⁷³ R. S. Panvini,⁷⁴ Sw. Banerjee,⁷⁵ C. M. Brown,⁷⁵ D. Fortin,⁷⁵ P. D. Jackson,⁷⁵ R. Kowalewski,⁷⁵ J. M. Roney,⁷⁵ H. R. Band,⁷⁶ S. Dasu,⁷⁶ M. Datta,⁷⁶ A. M. Eichenbaum,⁷⁶ J. R. Johnson,⁷⁶ P. E. Kutter,⁷⁶ H. Li,⁷⁶ R. Liu,⁷⁶ F. Di Lodovico,⁷⁶ A. Mihalys,⁷⁶ A. K. Mohapatra,⁷⁶ Y. Pan,⁷⁶ R. Prepost,⁷⁶ S. J. Sekula,⁷⁶ J. H. von Wimmersperg-Toeller,⁷⁶ J. Wu,⁷⁶ S. L. Wu,⁷⁶ Z. Yu,⁷⁶ and H. Neal⁷⁷

(BABAR Collaboration)

¹Laboratoire de Physique des Particules, F-74941 Annecy-le-Vieux, France

²Dipartimento di Fisica and INFN, Università di Bari, I-70126 Bari, Italy

³Institute of High Energy Physics, Beijing 100039, China

⁴Institute of Physics, University of Bergen, N-5007 Bergen, Norway

⁵Lawrence Berkeley National Laboratory and University of California, Berkeley, California 94720, USA

⁶University of Birmingham, Birmingham, B15 2TT, United Kingdom

⁷Institut für Experimentalphysik I, Ruhr Universität Bochum, D-44780 Bochum, Germany

⁸University of Bristol, Bristol BS8 1TL, United Kingdom

⁹University of British Columbia, Vancouver, British Columbia, Canada V6T 1Z1

¹⁰Brunel University, Uxbridge, Middlesex UB8 3PH, United Kingdom

¹¹Budker Institute of Nuclear Physics, Novosibirsk 630090, Russia

¹²University of California at Irvine, Irvine, California 92697, USA

¹³University of California at Los Angeles, Los Angeles, California 90024, USA

¹⁴University of California at Riverside, Riverside, California 92521, USA

¹⁵University of California at San Diego, La Jolla, California 92093, USA

¹⁶University of California at Santa Barbara, Santa Barbara, California 93106, USA

¹⁷Institute for Particle Physics, University of California at Santa Cruz, Santa Cruz, California 95064, USA

¹⁸California Institute of Technology, Pasadena, California 91125, USA

¹⁹University of Cincinnati, Cincinnati, Ohio 45221, USA

²⁰University of Colorado, Boulder, Colorado 80309, USA

²¹Colorado State University, Fort Collins, Colorado 80523, USA

²²Institut für Kern- und Teilchenphysik, Technische Universität Dresden, D-01062 Dresden, Germany

²³Ecole Polytechnique, LLR, F-91128 Palaiseau, France

²⁴University of Edinburgh, Edinburgh EH9 3JZ, United Kingdom

²⁵Dipartimento di Fisica and INFN, Università di Ferrara, I-44100 Ferrara, Italy

- ²⁶Florida A&M University, Tallahassee, Florida 32307, USA
- ²⁷Laboratori Nazionali di Frascati dell'INFN, I-00044 Frascati, Italy
- ²⁸Dipartimento di Fisica and INFN, Università di Genova, I-16146 Genova, Italy
- ²⁹Harvard University, Cambridge, Massachusetts 02138, USA
- ³⁰Imperial College London, London, SW7 2BZ, United Kingdom
- ³¹University of Iowa, Iowa City, Iowa 52242, USA
- ³²Iowa State University, Ames, Iowa 50011-3160, USA
- ³³Laboratoire de l'Accélérateur Linéaire, F-91898 Orsay, France
- ³⁴Lawrence Livermore National Laboratory, Livermore, California 94550, USA
- ³⁵University of Liverpool, Liverpool L69 3BX, United Kingdom
- ³⁶Queen Mary, University of London, E1 4NS, United Kingdom
- ³⁷Royal Holloway and Bedford New College, University of London, Egham, Surrey TW20 0EX, United Kingdom
- ³⁸University of Louisville, Louisville, Kentucky 40292, USA
- ³⁹University of Manchester, Manchester M13 9PL, United Kingdom
- ⁴⁰University of Maryland, College Park, Maryland 20742, USA
- ⁴¹University of Massachusetts, Amherst, Massachusetts 01003, USA
- ⁴²Laboratory for Nuclear Science, Massachusetts Institute of Technology, Cambridge, Massachusetts 02139, USA
- ⁴³McGill University, Montréal, Quebec, Canada H3A 2T8
- ⁴⁴Dipartimento di Fisica and INFN, Università di Milano, I-20133 Milano, Italy
- ⁴⁵University of Mississippi, University, Mississippi 38677, USA
- ⁴⁶Laboratoire René J. A. Lévesque, Université de Montréal, Montréal, Québec, Canada H3C 3J7
- ⁴⁷Mount Holyoke College, South Hadley, Massachusetts 01075, USA
- ⁴⁸Dipartimento di Scienze Fisiche and INFN, Università di Napoli Federico II, I-80126, Napoli, Italy
- ⁴⁹National Institute for Nuclear Physics and High Energy Physics, NIKHEF, NL-1009 DB Amsterdam, The Netherlands
- ⁵⁰University of Notre Dame, Notre Dame, Indiana 46556, USA
- ⁵¹Oak Ridge National Laboratory, Oak Ridge, Tennessee 37831, USA
- ⁵²The Ohio State University, Columbus, Ohio 43210, USA
- ⁵³University of Oregon, Eugene, Oregon 97403, USA
- ⁵⁴Dipartimento di Fisica and INFN, Università di Padova, I-35131 Padova, Italy
- ⁵⁵Laboratoire de Physique Nucléaire et de Hautes Energies, Universités Paris VI et VII, F-75252 Paris, France
- ⁵⁶Dipartimento di Elettronica and INFN, Università di Pavia, I-27100 Pavia, Italy
- ⁵⁷University of Pennsylvania, Philadelphia, Pennsylvania 19104, USA
- ⁵⁸Dipartimento di Fisica, Scuola Normale Superiore and INFN, Università di Pisa, I-56127 Pisa, Italy
- ⁵⁹Prairie View A&M University, Prairie View, Texas 77446, USA
- ⁶⁰Princeton University, Princeton, New Jersey 08544, USA
- ⁶¹Dipartimento di Fisica and INFN, Università di Roma La Sapienza, I-00185 Roma, Italy
- ⁶²Universität Rostock, D-18051 Rostock, Germany
- ⁶³Rutherford Appleton Laboratory, Chilton, Didcot, Oxon, OX11 0QX, United Kingdom
- ⁶⁴CEA/Saclay, DSM/Dapnia, F-91191 Gif-sur-Yvette, France
- ⁶⁵University of South Carolina, Columbia, South Carolina 29208, USA
- ⁶⁶Stanford Linear Accelerator Center, Stanford, California 94309, USA
- ⁶⁷Stanford University, Stanford, California 94305-4060, USA
- ⁶⁸State University of New York, Albany, New York 12222, USA
- ⁶⁹University of Tennessee, Knoxville, Tennessee 37996, USA
- ⁷⁰University of Texas at Austin, Austin, Texas 78712, USA
- ⁷¹University of Texas at Dallas, Richardson, Texas 75083, USA
- ⁷²Dipartimento di Fisica Sperimentale and INFN, Università di Torino, I-10125 Torino, Italy
- ⁷³Dipartimento di Fisica and INFN, Università di Trieste, I-34127 Trieste, Italy
- ⁷⁴Vanderbilt University, Nashville, Tennessee 37235, USA
- ⁷⁵University of Victoria, Victoria, British Columbia, Canada V8W 3P6
- ⁷⁶University of Wisconsin, Madison, Wisconsin 53706, USA
- ⁷⁷Yale University, New Haven, Connecticut 06511, USA
- (Received 18 November 2003; published 5 April 2004)

The mass m_{η_c} and total width $\Gamma_{\text{tot}}^{\eta_c}$ of the η_c meson have been measured in two-photon interactions at the SLAC e^+e^- asymmetric B Factory with the BABAR detector. With a sample of approximately 2500 reconstructed $\eta_c \rightarrow K_S^0 K^\pm \pi^\mp$ decays in 88 fb⁻¹ of data, the results are $m_{\eta_c} = 2982.5 \pm 1.1(\text{stat}) \pm 0.9(\text{syst})$ MeV/ c^2 and $\Gamma_{\text{tot}}^{\eta_c} = 34.3 \pm 2.3(\text{stat}) \pm 0.9(\text{syst})$ MeV/ c^2 . Using the same decay mode, a second resonance with 112 ± 24 events is observed with a mass of $3630.8 \pm 3.4(\text{stat}) \pm 1.0(\text{syst})$ MeV/ c^2 and width of $17.0 \pm 8.3(\text{stat}) \pm 2.5(\text{syst})$ MeV/ c^2 . This observation is consistent with expectations for the $\eta_c(2S)$ state.

The mass and width of the η_c meson ($J^{PC} = 0^{-+}$), the lowest lying state of charmonium, are not as well-established as those of the J/ψ meson. The world average [1] of the total width is $\Gamma_{\text{tot}}^{\eta_c} = 16.0_{-3.2}^{+3.6} \text{ MeV}/c^2$, with individual measurements ranging from 7 to 27 MeV/c^2 with large errors. Recent measurements [2] extend from 17 to 29 MeV/c^2 .

A radial excitation of the η_c , the $\eta_c(2S)$ state, is predicted by heavy quark potential models to lie below the $D\bar{D}$ threshold [3]. The hyperfine separations ($\eta_c, J/\psi$) and [$\eta_c(2S), \psi(2S)$] are directly related to the spin-spin interaction. These calculations predict the mass splitting $m_{\psi(2S)} - m_{\eta_c(2S)}$ to be in the range 42–103 MeV/c^2 . The Crystal Ball Collaboration [4] observed a peak at $91 \pm 5 \text{ MeV}$, in the inclusive photon spectrum of $\psi(2S)$ decays, with a width $\Gamma \leq 8 \text{ MeV}$ (95% confidence level). This peak was considered most likely to be due to $\psi(2S) \rightarrow \eta_c(2S)\gamma$, with the $\eta_c(2S)$ state having a mass of $3594 \pm 5 \text{ MeV}/c^2$. The Belle Collaboration recently reported signals attributed to the $\eta_c(2S)$ state, but with substantially higher masses: for the $K_S^0 K^- \pi^+$ mass distribution in exclusive $B \rightarrow K K_S^0 K^- \pi^+$ decays [5], they measured $3654 \pm 6(\text{stat}) \pm 8(\text{syst}) \text{ MeV}/c^2$ and $\Gamma \leq 55 \text{ MeV}/c^2$ (90% confidence level); from a signal observed in the inclusive J/ψ spectrum in e^+e^- annihilation [6], they measured $3622 \pm 12 \text{ MeV}/c^2$. This state was unsuccessfully searched for in $p\bar{p} \rightarrow X \rightarrow \gamma\gamma$ [7] and $\gamma\gamma \rightarrow \text{hadrons}$ [8]. However, an estimate [9] of the two-photon production rate of the $\eta_c(2S)$ suggested that this meson could be identified in the current e^+e^- B Factories.

In this analysis we measure the masses and widths of the η_c and of a state interpreted as the $\eta_c(2S)$ meson, by reconstructing $\gamma\gamma \rightarrow X \rightarrow K_S^0 K^\pm \pi^\mp$ ($K_S^0 \rightarrow \pi^+ \pi^-$) events in the $BABAR$ detector at the PEP-II energy-asymmetric e^+e^- storage ring at SLAC. The data sample was collected both on and slightly below the $Y(4S)$ resonance, and corresponds to an integrated luminosity of 88 fb^{-1} .

The $BABAR$ detector is described in detail in Ref. [10]. The momenta of charged particles are measured and their trajectories reconstructed with two detector systems located in a 1.5 T solenoidal magnetic field: a five-layer, double-sided silicon strip vertex tracker and a 40-layer drift chamber. Both devices provide dE/dx measurement. Charged particle identification is provided by a detector of internally reflected Cherenkov light, complemented by the dE/dx measurement. The energies of electrons and photons are measured in a calorimeter consisting of 6580 CsI(Tl) crystals.

The mesons are formed by the interaction of two virtual photons. Since the e^+ and e^- scatter through too small an angle to be detected, the two photons are quasireal and nearly aligned with the incident beams. A preselected sample comprises events having four charged

tracks with a net zero charge and with total laboratory energy less than 9 GeV. This removes most events coming from B meson decays.

A further selection of events is aimed at maximizing the ratio $S/\sqrt{(S+B)}$, where S is the signal and B the background, both taken within a $\pm 50 \text{ MeV}/c^2$ window around the η_c peak. Events with total transverse momentum in the center of mass greater than 1.05 GeV/c or with total energy of neutral particles greater than 0.7 GeV are rejected. In order to identify $\eta_c \rightarrow K_S^0 K^\pm \pi^\mp$ events, decays with one $K_S^0 \rightarrow \pi^+ \pi^-$ candidate that lies within the window $0.482 \leq M(K_S^0) \leq 0.512 \text{ GeV}/c^2$ are selected. Of the two remaining tracks, we require that one and only one be identified as a kaon; the other one is assumed to be a pion. The angle between the K_S^0 momentum and its flight path, as determined by the K_S^0 and $K^\pm \pi^\mp$ vertices, is required to be small ($\cos\theta(K_S^0) \geq 0.992$). Finally, the $K_S^0 K^\pm \pi^\mp$ vertex is fitted, with the K_S^0 mass constrained to the world average value [1].

The resulting $K_S^0 K^\pm \pi^\mp$ mass spectrum is shown in Fig. 1, with a large peak at the η_c mass and a smaller peak at the J/ψ mass. Although the J/ψ cannot be produced in two-photon fusion, it is expected to be produced with hard photon emission by initial state radiation (ISR). The boost of the asymmetric collider brings the decay products of J/ψ mesons traveling in the backward direction into the acceptance of the detector.

A thorough understanding of the experimental resolution is essential to determine the width of the η_c meson. The resolution for the J/ψ can be inferred from data since its natural width is negligible. This is not the case for the η_c , which has a natural width somewhat larger than the detector resolution. To help determine the resolution for the η_c , Monte Carlo calculations were performed. The generator [11] used to simulate $\gamma\gamma \rightarrow \eta_c \rightarrow K_S^0 K^\pm \pi^\mp$ events applies the formalism of Budnev *et al.* [12] to calculate the cross section for the process $e^+e^- \rightarrow e^+e^- \gamma\gamma \rightarrow e^+e^- \eta_c$. Monte Carlo calculations were also performed to generate J/ψ events produced in e^+e^-

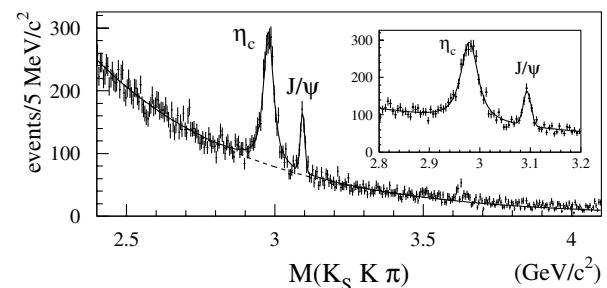


FIG. 1. The $(K_S^0 K^\pm \pi^\mp)$ mass spectrum fitted (solid line) to $\eta_c + J/\psi + \text{background}$, as explained in the text. The dashed line shows the background component of this fit. Inlaid is a magnified view of the region of the η_c and J/ψ peaks.

annihilation with initial state radiation. Both η_c and J/ψ were assumed to decay into $K_S^0 K^\pm \pi^\mp$ with a phase-space distribution. In the Monte Carlo simulation, the reconstructed η_c and J/ψ masses are both shifted by $-1.1 \text{ MeV}/c^2$ (with statistical errors of 0.1 and $0.2 \text{ MeV}/c^2$, respectively) from their generated values. This bias does not affect the mass difference $m_{J/\psi} - m_{\eta_c}$. The mass resolution is estimated by fitting the distribution of the difference between reconstructed mass and generated mass to a Gaussian function. Its standard deviation is found to be $7.3 \pm 0.1 \text{ MeV}/c^2$ for the η_c and $8.1 \pm 0.2 \text{ MeV}/c^2$ for the J/ψ .

To determine the mass and width of the η_c , an unbinned maximum likelihood fit to the $K_S^0 K^\pm \pi^\mp$ mass spectrum for masses between 2.5 and $3.5 \text{ GeV}/c^2$ is performed. The η_c is represented by a Breit-Wigner function $(\Gamma/2)^2 / [(W - m_{\eta_c})^2 + (\Gamma/2)^2]$, with W the invariant $K_S^0 K^\pm \pi^\mp$ mass, convolved with a Gaussian resolution function. The J/ψ peak is fitted with a Gaussian function. The background is represented by an exponential function of W , $A \exp(-\lambda W)$. The free parameters of the fits are the J/ψ mass $m_{J/\psi}$, the mass difference $m_{J/\psi} - m_{\eta_c}$, the η_c width $\Gamma_{\text{tot}}^{\eta_c}$, the J/ψ resolution $\sigma_{J/\psi}$, the coefficients A and λ of the background, and the numbers of events in the η_c and J/ψ peaks. The resolution σ_{η_c} of the η_c peak is constrained to a value $0.8 \text{ MeV}/c^2$ lower than the J/ψ resolution, as indicated by the Monte Carlo simulation. The results of the fit are $m_{J/\psi} = 3093.6 \pm 0.8 \text{ MeV}/c^2$, $m_{J/\psi} - m_{\eta_c} = 114.4 \pm 1.1 \text{ MeV}/c^2$, $\sigma_{J/\psi} = 7.6 \pm 0.8 \text{ MeV}/c^2$, $\Gamma_{\text{tot}}^{\eta_c} = 34.3 \pm 2.3 \text{ MeV}/c^2$. The numbers of η_c and J/ψ events are, respectively, 2547 ± 90 and 358 ± 33 .

The mass resolution found for the J/ψ is $0.5 \pm 0.8 \text{ MeV}/c^2$ lower than the Monte Carlo prediction, but consistent with it. To evaluate the systematic uncertainty affecting the η_c width, the conditions of the fit are varied as shown in Table I. When $\sigma_{J/\psi}$ and σ_{η_c} are fixed to the values obtained in the Monte Carlo simulation (second row of Table I), the width of the η_c changes by $0.6 \text{ MeV}/c^2$. We take this value as an estimate of the

TABLE I. Results of unbinned maximum likelihood fits to the η_c and J/ψ mass spectra. The resolutions of the J/ψ and η_c peaks are, respectively, $\sigma_{J/\psi}$ and σ_{η_c} . The first row presents the nominal fit, and the succeeding rows are used for systematic studies of the η_c width. MC denotes results of Monte Carlo simulations.

Mass range MeV/c^2	$\Gamma_{\text{tot}}^{\eta_c}$ MeV/c^2	$\sigma_{J/\psi}$ MeV/c^2	σ_{η_c} MeV/c^2
2.5–3.5	34.3 ± 2.3	7.6 ± 0.8	$\sigma_{J/\psi} - 0.8$
2.5–3.5	33.7 ± 2.0	8.1 (MC)	7.3 (MC)
2.4–3.6	33.7 ± 2.3	7.6 ± 0.8	$\sigma_{J/\psi} - 0.8$
2.6–3.4	34.4 ± 2.3	7.7 ± 0.9	$\sigma_{J/\psi} - 0.8$
2.7–3.3	34.7 ± 2.4	7.7 ± 0.8	$\sigma_{J/\psi} - 0.8$

systematic uncertainty associated with the uncertainty on the η_c resolution. The value of $\Gamma_{\text{tot}}^{\eta_c}$ changes by $0.4 \text{ MeV}/c^2$ on average when the mass range of the fit is varied from 2.4–3.6 GeV/c^2 to 2.7–3.3 GeV/c^2 . This gives an estimate of the systematic uncertainty associated with the choice of the mass range of the fit. By varying the event selection parameters, we estimate that the systematic uncertainty associated with the event selection is $0.5 \text{ MeV}/c^2$. The total systematic uncertainty on the η_c width is then $0.9 \text{ MeV}/c^2$. The final value of the η_c width is

$$\Gamma_{\text{tot}}^{\eta_c} = 34.3 \pm 2.3(\text{stat}) \pm 0.9(\text{syst}) \text{ MeV}/c^2.$$

The η_c mass is $2982.5 \pm 1.1(\text{stat}) \text{ MeV}/c^2$, obtained by subtracting $114.4 \text{ MeV}/c^2$ from the current world average value of the J/ψ mass [1]. The η_c and J/ψ masses are unchanged by the alternative fits listed in Table I. We estimate that the systematic uncertainty on $m_{J/\psi} - m_{\eta_c}$, associated with the event selection, is $0.8 \text{ MeV}/c^2$. After correction for the $-1.1 \text{ MeV}/c^2$ shift seen in simulation, as mentioned above, the J/ψ mass is still shifted by an additional $-2.2 \text{ MeV}/c^2$ relative to the well-established world average value [1]. Because J/ψ events and η_c events populate different regions of detector acceptance, as illustrated in Fig. 2 for final-state pions, a shift that applies to the J/ψ may not entirely apply to the η_c due to possible imperfections in the detector modeling. When one selects η_c events with decay particles going backward, as is the case for the J/ψ , the η_c peak shifts by $0.5 \text{ MeV}/c^2$, which we take as a contribution to the systematic uncertainty. The final value of the η_c mass is then

$$m_{\eta_c} = 2982.5 \pm 1.1(\text{stat}) \pm 0.9(\text{syst}) \text{ MeV}/c^2.$$

The peak at $3.63 \text{ GeV}/c^2$ in the $K_S^0 K \pi$ mass spectrum (Fig. 1) may be the expected $\eta_c(2S)$ state. In order to optimize the significance of the signal, a new event selection is performed that maximizes the ratio S/\sqrt{B} . This is appropriate in place of $S/\sqrt{S+B}$ because we need to establish the significance of the peak without bias from

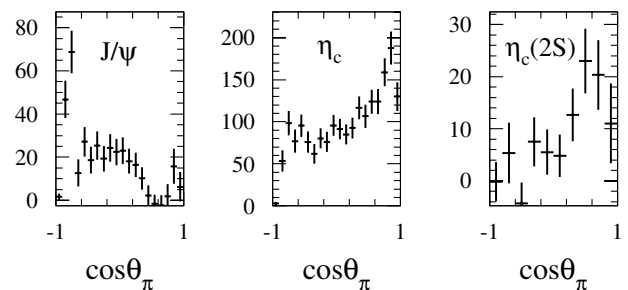


FIG. 2. Angular distributions of pions from the decays of J/ψ , η_c , and $\eta_c(2S)$, in the laboratory frame (Θ_π is the pion polar angle). The backgrounds determined from sidebands have been subtracted.

assumptions about how much signal to expect, and in any case the branching fraction and $\gamma\gamma$ width needed for such a prediction are unknown. For S , we take the signal as generated from Monte Carlo simulation and B is the background estimated from the average of the $\eta_c(2S)$ sidebands 3.30–3.48 GeV/c^2 and 3.78–3.96 GeV/c^2 of the data. The optimized selection is the same as for the η_c , with two exceptions: The total energy deposited by neutral particles is required to be less than 0.25 GeV and we require $\cos\theta(K_S^0) \geq 0.995$. The resulting mass spectrum is shown in Fig. 3.

The mass resolution determined from the Monte Carlo simulation is 9.2 MeV/c^2 and the reconstructed mass is 0.4 MeV/c^2 lower than the generated mass. Since the resolution for the J/ψ was found to be $0.5 \pm 0.8 \text{ MeV}/c^2$ lower in the data than in the Monte Carlo simulation, we assume that the resolution for $\eta_c(2S)$ is also 0.5 MeV/c^2 lower in the data, with an uncertainty of 0.8 MeV/c^2 . The $K_S^0 K^\pm \pi^\mp$ mass spectrum is then fitted between 3.3 and 4.0 GeV/c^2 , the $\eta_c(2S)$ resonance shape being represented by a Breit-Wigner function convolved with a Gaussian resolution function with standard deviation 8.7 MeV/c^2 . The background is fitted with an exponential shape. The fit results in 112 ± 24 events in the $\eta_c(2S)$ peak. The significance of this signal is characterized by the quantity $\sqrt{2 \times \log \mathcal{L}_{\text{max}} / \mathcal{L}_0} = 4.9$, where \mathcal{L}_{max} and \mathcal{L}_0 are, respectively, the likelihoods for the fits with and without the $\eta_c(2S)$ peak.

The $m_{\eta_c(2S)} - m_{J/\psi}$ mass difference is found to be $534.6 \pm 3.4(\text{stat}) \text{ MeV}/c^2$. Taking into account the shifts from generated to reconstructed masses of $-1.1 \text{ MeV}/c^2$ for the J/ψ and $-0.4 \text{ MeV}/c^2$ for the $\eta_c(2S)$, as found in the Monte Carlo simulation, this mass difference becomes 533.9 MeV/c^2 . The $\eta_c(2S)$ mass is then $m_{\eta_c(2S)} = m_{J/\psi} + 533.9 = 3630.8 \pm 3.4(\text{stat}) \text{ MeV}/c^2$. The measured total width is $17.0 \pm 8.3(\text{stat}) \text{ MeV}/c^2$. The resolution uncertainty of 0.8 MeV/c^2 results in a systematic uncertainty of 0.1 MeV/c^2 on the $\eta_c(2S)$ mass and 2.0 MeV/c^2 on its total width. When the mass range for

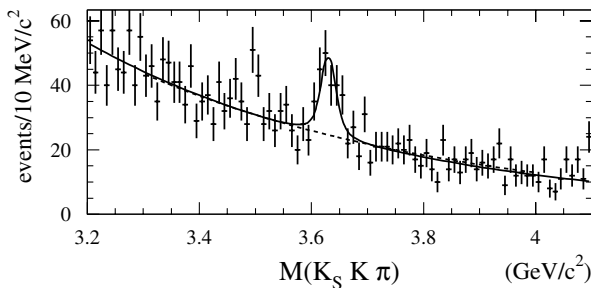


FIG. 3. The $K_S^0 K^\pm \pi^\mp$ mass spectrum with event selection optimized for the $\eta_c(2S)$ as described in the text. The solid curve is the fit with the $\eta_c(2S)$ resonance shape being represented by a Breit-Wigner function convolved with a Gaussian resolution function. The dashed curve shows the background component of this fit.

the fit is varied to 3.2–4.1 or 3.4–3.9 GeV/c^2 , the $\eta_c(2S)$ mass varies by 0.2 MeV/c^2 , whereas its width varies by 1.2 MeV/c^2 on average. The 0.5 MeV/c^2 uncertainty on the $-2.2 \text{ MeV}/c^2$ shift observed for the measured J/ψ mass relative to the world average value is taken as a systematic uncertainty on the $\eta_c(2S)$ mass. Based on the upper limit for the branching fraction $\psi(2S) \rightarrow K^+ K^- \pi^0$ [1], and a theoretical estimate for ISR production predicting that $\psi(2S)$ is a factor of 14/36 below J/ψ [13], we estimate that $\psi(2S)$ (with a mass of 3.686 GeV/c^2 [1]) could contribute up to five $K_S^0 K^\pm \pi^\mp$ events to the spectrum of Fig. 3. Allowing for this reduces the $\eta_c(2S)$ width by 0.7 MeV , which we take as a systematic uncertainty, whereas the $\eta_c(2S)$ mass varies by about 0.1 MeV/c^2 . The systematic uncertainties associated with the event selection are taken to be the same as for the η_c , 0.8 MeV/c^2 for the $\eta_c(2S)$ mass and 0.5 MeV/c^2 for its total width. Adding all systematic uncertainties in quadrature, the final results are

$$m_{\eta_c(2S)} = 3630.8 \pm 3.4(\text{stat}) \pm 1.0(\text{syst}) \text{ MeV}/c^2,$$

$$\Gamma_{\text{tot}}^{\eta_c(2S)} = 17.0 \pm 8.3(\text{stat}) \pm 2.5(\text{syst}) \text{ MeV}/c^2.$$

While we have not measured the quantum numbers of the state at 3630.8 MeV/c^2 , demonstrating that it is formed from the fusion of two quasireal photons would at least restrict the possibilities. Such a process can occur only if $C = +$, and $J^P = 0^-$ (0^+ is excluded by the final state), 2^\pm , 3^+ , 4^\pm , Other combinations would be possible if production were via an ISR process, or if at least one of the two photons in two-photon fusion were highly virtual. However, ISR is excluded as the source, because the decay products of this state have angular distributions concentrated in the forward hemisphere, such as the η_c , in contrast to the J/ψ for which the decay products peak in the backward direction. This is illustrated in Fig. 2. Moreover, the distribution of the total transverse momentum (Fig. 4) is peaked at 0, characteristic of quasireal photons, and this excludes spin-one

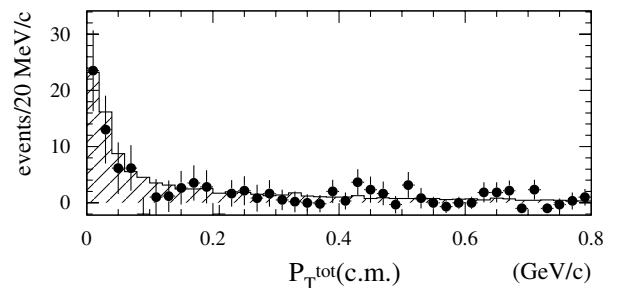


FIG. 4. Total transverse momentum in the center of mass. The hatched solid line is the result of the two-photon Monte Carlo simulation for the $\eta_c(2S)$ state, normalized to the data. The data are events in the 3.60–3.66 GeV/c^2 mass region; the background determined from mass sidebands 3.30–3.48 GeV/c^2 and 3.78–3.96 GeV/c^2 has been subtracted.

production. Thus, the evidence supports the state having quantum numbers $J^{PC} = 0^{-+}$ or $J \geq 2$. But $J \geq 2$ is disfavored for a charmonium state of such low mass, which suggests that the state has the quantum numbers of the $\eta_c(2S)$.

In summary, we have measured the mass difference between the J/ψ and the η_c and the total width of the η_c , using 2547 ± 90 events of $\gamma\gamma \rightarrow \eta_c \rightarrow K_S^0 K^\pm \pi^\mp$ and 358 ± 33 $J/\psi \rightarrow K_S^0 K^\pm \pi^\mp$ events, selected with the *BABAR* detector.

A state which could be the expected $\eta_c(2S)$ was also observed in the $K_S^0 K^\pm \pi^\mp$ decay mode, with 112 ± 24 events, and its mass and total width measured. The measured mass is significantly different from the mass of the state reported by the Crystal Ball Collaboration [4], but consistent with the measurements of the Belle Collaboration [5,6]. We have presented evidence that this state is produced via the fusion of two quasireal photons, which suggests that its quantum numbers are those of the $\eta_c(2S)$. The deduced mass splitting $m_{\psi(2S)} - m_{\eta_c(2S)} = 55.2 \pm 4.0$ MeV/ c^2 is consistent with theoretical expectations.

We are grateful for the excellent luminosity and machine conditions provided by our PEP-II colleagues, and for the substantial dedicated effort from the computing organizations that support *BABAR*. The collaborating institutions wish to thank SLAC for its support and kind hospitality. This work is supported by DOE and NSF (U.S.A.), NSERC (Canada), IHEP (China), CEA and CNRS-IN2P3 (France), BMBF and DFG (Germany), INFN (Italy), FOM (The Netherlands), NFR (Norway), MIST (Russia), and PPARC (United Kingdom). Individuals have received support from the A. P. Sloan Foundation, Research Corporation, and Alexander von Humboldt Foundation.

*Also with Università di Perugia, Perugia, Italy.

†Also with Università della Basilicata, Potenza, Italy.

‡Also with IFIC, Instituto de Física Corpuscular, CSIC-Universidad de Valencia, Valencia, Spain.

§Deceased.

- [1] Particle Data Group, K. Hagiwara *et al.*, Phys. Rev. D **66**, 010001 (2002).
- [2] Belle Collaboration, F. Fang *et al.*, Phys. Rev. Lett. **90**, 071801 (2003); BES Collaboration, J. Z. Bai *et al.*, Phys. Lett. B **555**, 174 (2003); Fermilab E835 Collaboration, M. Ambrogiani *et al.*, Phys. Lett. B **566**, 45 (2003).
- [3] E. Eichten and F. Feinberg, Phys. Rev. D **23**, 2724 (1981); W. Buchmüller and S.-H. H. Tye, Phys. Rev. D **24**, 132 (1981); S. Godfrey and N. Isgur, Phys. Rev. D **32**, 189 (1985); E. J. Eichten and C. Quigg, Phys. Rev. D **49**, 5845 (1994); D. Ebert, R. N. Faustov, and V. O. Galkin, Phys. Rev. D **62**, 034014 (2000).
- [4] Crystal Ball Collaboration, C. Edwards *et al.*, Phys. Rev. Lett. **48**, 70 (1982).
- [5] Belle Collaboration, S. K. Choi *et al.*, Phys. Rev. Lett. **89**, 102001 (2002).
- [6] Belle Collaboration, K. Abe *et al.*, Phys. Rev. Lett. **89**, 142001 (2002).
- [7] E760 Collaboration, T. A. Armstrong *et al.*, Phys. Rev. D **52**, 4839 (1995); E835 Collaboration, M. Ambrogiani *et al.*, Phys. Rev. D **64**, 052003 (2001).
- [8] DELPHI Collaboration, P. Abreu *et al.*, Phys. Lett. B **441**, 479 (1998); L3 Collaboration, M. Acciarri *et al.*, Phys. Lett. B **461**, 155 (1999).
- [9] T. Barnes, T. E. Browder, and S. F. Tuan, Phys. Lett. B **385**, 391 (1996).
- [10] *BABAR* Collaboration, B. Aubert *et al.*, Nucl. Instrum. Methods Phys. Res., Sect. A **479**, 1 (2002).
- [11] CLEO Collaboration, H. P. Paar and M. Sivertz (private communication), adapted to *BABAR*.
- [12] V. M. Budnev *et al.*, Phys. Rep. **15**, 181 (1974).
- [13] M. Benayoun, S. I. Eidelman, V. N. Ivanchenko, and Z. K. Silagadze, Mod. Phys. Lett. A **14**, 2605 (1999).