

PDF hosted at the Radboud Repository of the Radboud University Nijmegen

The following full text is a publisher's version.

For additional information about this publication click this link.

<http://hdl.handle.net/2066/128827>

Please be advised that this information was generated on 2021-09-17 and may be subject to change.

Measurements of moments of the hadronic mass distribution in semileptonic B decays

B. Aubert,¹ R. Barate,¹ D. Boutigny,¹ F. Couderc,¹ J.-M. Gaillard,¹ A. Hicheur,¹ Y. Karyotakis,¹ J. P. Lees,¹ V. Tisserand,¹ A. Zghiche,¹ A. Palano,² A. Pompili,² J. C. Chen,³ N. D. Qi,³ G. Rong,³ P. Wang,³ Y. S. Zhu,³ G. Eigen,⁴ I. Ofte,⁴ B. Stugu,⁴ G. S. Abrams,⁵ A. W. Borgland,⁵ A. B. Breon,⁵ D. N. Brown,⁵ J. Button-Shafer,⁵ R. N. Cahn,⁵ E. Charles,⁵ C. T. Day,⁵ M. S. Gill,⁵ A. V. Gritsan,⁵ Y. Groysman,⁵ R. G. Jacobsen,⁵ R. W. Kadel,⁵ J. Kadyk,⁵ L. T. Kerth,⁵ Yu. G. Kolomensky,⁵ G. Kukartsev,⁵ G. Lynch,⁵ L. M. Mir,⁵ P. J. Oddone,⁵ T. J. Orimoto,⁵ M. Pripstein,⁵ N. A. Roe,⁵ M. T. Ronan,⁵ V. G. Shelkov,⁵ W. A. Wenzel,⁵ M. Barrett,⁶ K. E. Ford,⁶ T. J. Harrison,⁶ A. J. Hart,⁶ C. M. Hawkes,⁶ S. E. Morgan,⁶ A. T. Watson,⁶ M. Fritsch,⁷ K. Goetzen,⁷ T. Held,⁷ H. Koch,⁷ B. Lewandowski,⁷ M. Pelizaeus,⁷ M. Steinke,⁷ J. T. Boyd,⁸ N. Chevalier,⁸ W. N. Cottingham,⁸ M. P. Kelly,⁸ T. E. Latham,⁸ F. F. Wilson,⁸ T. Cuhadar-Donszelmann,⁹ C. Hearty,⁹ N. S. Knecht,⁹ T. S. Mattison,⁹ J. A. McKenna,⁹ D. Thiessen,⁹ A. Khan,¹⁰ P. Kyberd,¹⁰ L. Teodorescu,¹⁰ V. E. Blinov,¹¹ V. P. Druzhinin,¹¹ V. B. Golubev,¹¹ V. N. Ivanchenko,¹¹ E. A. Kravchenko,¹¹ A. P. Onuchin,¹¹ S. I. Serednyakov,¹¹ Yu. I. Skovpen,¹¹ E. P. Solodov,¹¹ A. N. Yushkov,¹¹ D. Best,¹² M. Bruinsma,¹² M. Chao,¹² I. Eschrich,¹² D. Kirkby,¹² A. J. Lankford,¹² M. Mandelkern,¹² R. K. Mommsen,¹² W. Roethel,¹² D. P. Stoker,¹² C. Buchanan,¹³ B. L. Hartfiel,¹³ S. D. Foulkes,¹⁴ J. W. Gary,¹⁴ B. C. Shen,¹⁴ K. Wang,¹⁴ D. del Re,¹⁵ H. K. Hadavand,¹⁵ E. J. Hill,¹⁵ D. B. MacFarlane,¹⁵ H. P. Paar,¹⁵ Sh. Rahatlou,¹⁵ V. Sharma,¹⁵ J. W. Berryhill,¹⁶ C. Campagnari,¹⁶ B. Dahmes,¹⁶ S. L. Levy,¹⁶ O. Long,¹⁶ A. Lu,¹⁶ M. A. Mazur,¹⁶ J. D. Richman,¹⁶ W. Verkerke,¹⁶ T. W. Beck,¹⁷ A. M. Eisner,¹⁷ C. A. Heusch,¹⁷ W. S. Lockman,¹⁷ T. Schalk,¹⁷ R. E. Schmitz,¹⁷ B. A. Schumm,¹⁷ A. Seiden,¹⁷ P. Spradlin,¹⁷ D. C. Williams,¹⁷ M. G. Wilson,¹⁷ J. Albert,¹⁸ E. Chen,¹⁸ G. P. Dubois-Felsmann,¹⁸ A. Dvoretzki,¹⁸ D. G. Hitlin,¹⁸ I. Narsky,¹⁸ T. Piatenko,¹⁸ F. C. Porter,¹⁸ A. Ryd,¹⁸ A. Samuel,¹⁸ S. Yang,¹⁸ S. Jayatilake,¹⁹ G. Mancinelli,¹⁹ B. T. Meadows,¹⁹ M. D. Sokoloff,¹⁹ T. Abe,²⁰ F. Blanc,²⁰ P. Bloom,²⁰ S. Chen,²⁰ W. T. Ford,²⁰ U. Nauenberg,²⁰ A. Olivas,²⁰ P. Rankin,²⁰ J. G. Smith,²⁰ J. Zhang,²⁰ L. Zhang,²⁰ A. Chen,²¹ J. L. Harton,²¹ A. Soffer,²¹ W. H. Toki,²¹ R. J. Wilson,²¹ Q. L. Zeng,²¹ D. Altenburg,²² T. Brandt,²² J. Brose,²² M. Dickopp,²² E. Feltresi,²² A. Hauke,²² H. M. Lacker,²² R. Müller-Pfefferkorn,²² R. Nogowski,²² S. Otto,²² A. Petzold,²² J. Schubert,²² K. R. Schubert,²² R. Schwierz,²² B. Spaan,²² J. E. Sundermann,²² D. Bernard,²³ G. R. Bonneaud,²³ F. Brochard,²³ P. Grenier,²³ S. Schrenk,²³ Ch. Thiebaux,²³ G. Vasileiadis,²³ M. Verderi,²³ D. J. Bard,²⁴ P. J. Clark,²⁴ D. Lavin,²⁴ F. Muheim,²⁴ S. Playfer,²⁴ Y. Xie,²⁴ M. Andreotti,²⁵ V. Azzolini,²⁵ D. Bettoni,²⁵ C. Bozzi,²⁵ R. Calabrese,²⁵ G. Cibinetto,²⁵ E. Luppi,²⁵ M. Negrini,²⁵ L. Piemontese,²⁵ A. Sarti,²⁵ E. Treadwell,²⁶ R. Baldini-Ferrolì,²⁷ A. Calcaterra,²⁷ R. de Sangro,²⁷ G. Finocchiaro,²⁷ P. Patteri,²⁷ M. Piccolo,²⁷ A. Zallo,²⁷ A. Buzzo,²⁸ R. Capra,²⁸ R. Contri,²⁸ G. Crosetti,²⁸ M. Lo Vetere,²⁸ M. Macri,²⁸ M. R. Monge,²⁸ S. Passaggio,²⁸ C. Patrignani,²⁸ E. Robutti,²⁸ A. Santroni,²⁸ S. Tosi,²⁸ S. Bailey,²⁹ G. Brandenburg,²⁹ M. Morii,²⁹ E. Won,²⁹ R. S. Dubitzky,³⁰ U. Langenegger,³⁰ W. Bhimji,³¹ D. A. Bowerman,³¹ P. D. Dauncey,³¹ U. Egede,³¹ J. R. Gaillard,³¹ G. W. Morton,³¹ J. A. Nash,³¹ G. P. Taylor,³¹ M. J. Charles,³² G. J. Grenier,³² U. Mallik,³² J. Cochran,³³ H. B. Crawley,³³ J. Lamsa,³³ W. T. Meyer,³³ S. Prell,³³ E. I. Rosenberg,³³ J. Yi,³³ M. Davier,³⁴ G. Grosdidier,³⁴ A. Höcker,³⁴ S. Laplace,³⁴ F. Le Diberder,³⁴ V. Lepeltier,³⁴ A. M. Lutz,³⁴ T. C. Petersen,³⁴ S. Plaszczynski,³⁴ M. H. Schune,³⁴ L. Tantot,³⁴ G. Wormser,³⁴ C. H. Cheng,³⁵ D. J. Lange,³⁵ M. C. Simani,³⁵ D. M. Wright,³⁵ A. J. Bevan,³⁶ C. A. Chavez,³⁶ J. P. Coleman,³⁶ I. J. Forster,³⁶ J. R. Fry,³⁶ E. Gabathuler,³⁶ R. Gamet,³⁶ R. J. Parry,³⁶ D. J. Payne,³⁶ R. J. Sloane,³⁶ C. Touramanis,³⁶ J. J. Back,³⁷ C. M. Cormack,³⁷ P. F. Harrison,^{37,*} F. Di Lodovico,³⁷ G. B. Mohanty,³⁷ C. L. Brown,³⁸ G. Cowan,³⁸ R. L. Flack,³⁸ H. U. Flaecher,³⁸ M. G. Green,³⁸ P. S. Jackson,³⁸ T. R. McMahon,³⁸ S. Ricciardi,³⁸ F. Salvatore,³⁸ M. A. Winter,³⁸ D. Brown,³⁹ C. L. Davis,³⁹ J. Allison,⁴⁰ N. R. Barlow,⁴⁰ R. J. Barlow,⁴⁰ P. A. Hart,⁴⁰ M. C. Hodgkinson,⁴⁰ G. D. Lafferty,⁴⁰ A. J. Lyon,⁴⁰ J. C. Williams,⁴⁰ A. Farbin,⁴¹ W. D. Hulsbergen,⁴¹ A. Jawahery,⁴¹ D. Kovalskyi,⁴¹ C. K. Lae,⁴¹ V. Lillard,⁴¹ D. A. Roberts,⁴¹ G. Blaylock,⁴² C. Dallapiccola,⁴² K. T. Flood,⁴² S. S. Hertzbach,⁴² R. Kofler,⁴² V. B. Koptchev,⁴² T. B. Moore,⁴² S. Saremi,⁴² H. Staengle,⁴² S. Willocq,⁴² R. Cowan,⁴³ G. Sciolla,⁴³ F. Taylor,⁴³ R. K. Yamamoto,⁴³ D. J. J. Mangeol,⁴⁴ P. M. Patel,⁴⁴ S. H. Robertson,⁴⁴ A. Lazzaro,⁴⁵ F. Palombo,⁴⁵ J. M. Bauer,⁴⁶ L. Cremaldi,⁴⁶ V. Eschenburg,⁴⁶ R. Godang,⁴⁶ R. Kroeger,⁴⁶ J. Reidy,⁴⁶ D. A. Sanders,⁴⁶ D. J. Summers,⁴⁶ H. W. Zhao,⁴⁶ S. Brunet,⁴⁷ D. Côté,⁴⁷ P. Taras,⁴⁷ H. Nicholson,⁴⁸ N. Cavallo,⁴⁹ F. Fabozzi,^{49,†} C. Gatto,⁴⁹ L. Lista,⁴⁹ D. Monorchio,⁴⁹ P. Paolucci,⁴⁹ D. Piccolo,⁴⁹ C. Sciacca,⁴⁹ M. Baak,⁵⁰ H. Bulten,⁵⁰ G. Raven,⁵⁰ L. Wilden,⁵⁰ C. P. Jessop,⁵¹ J. M. LoSecco,⁵¹ T. A. Gabriel,⁵² T. Allmendinger,⁵³ B. Brau,⁵³ K. K. Gan,⁵³ K. Honscheid,⁵³ D. Hufnagel,⁵³ H. Kagan,⁵³ R. Kass,⁵³ T. Pulliam,⁵³ A. M. Rahimi,⁵³ R. Ter-Antonyan,⁵³ Q. K. Wong,⁵³ J. Brau,⁵⁴ R. Frey,⁵⁴ O. Igonkina,⁵⁴ C. T. Potter,⁵⁴ N. B. Sinev,⁵⁴ D. Strom,⁵⁴ E. Torrence,⁵⁴ F. Colecchia,⁵⁵ A. Dorigo,⁵⁵ F. Galeazzi,⁵⁵ M. Margoni,⁵⁵ M. Morandin,⁵⁵ M. Posocco,⁵⁵ M. Rotondo,⁵⁵ F. Simonetto,⁵⁵ R. Stroili,⁵⁵ G. Tiozzo,⁵⁵ C. Voci,⁵⁵ M. Benayoun,⁵⁶ H. Briand,⁵⁶ J. Chauveau,⁵⁶ P. David,⁵⁶ Ch. de la Vaissière,⁵⁶ L. Del Buono,⁵⁶ O. Hamon,⁵⁶ M. J. J. John,⁵⁶ Ph. Leruste,⁵⁶ J. Malcles,⁵⁶ J. Ocariz,⁵⁶ M. Pivk,⁵⁶ L. Roos,⁵⁶ S. T'Jampens,⁵⁶ G. Therin,⁵⁶ P. F. Manfredi,⁵⁷ V. Re,⁵⁷ P. K. Behera,⁵⁸ L. Gladney,⁵⁸ Q. H. Guo,⁵⁸ J. Panetta,⁵⁸ F. Anulli,^{27,59} M. Biasini,⁵⁹ I. M. Peruzzi,^{27,59} M. Pioppi,⁵⁹ C. Angelini,⁶⁰ G. Batignani,⁶⁰ S. Bettarini,⁶⁰ M. Bondioli,⁶⁰ F. Bucci,⁶⁰ G. Calderini,⁶⁰ M. Carpinelli,⁶⁰ V. Del Gamba,⁶⁰ F. Forti,⁶⁰ M. A. Giorgi,⁶⁰ A. Lusiani,⁶⁰ G. Marchiori,⁶⁰ F. Martinez-Vidal,^{60,‡} M. Morganti,⁶⁰ N. Neri,⁶⁰ E. Paoloni,⁶⁰ M. Rama,⁶⁰ G. Rizzo,⁶⁰ F. Sandrelli,⁶⁰ J. Walsh,⁶⁰ M. Haire,⁶¹ D. Judd,⁶¹ K. Paick,⁶¹ D. E. Wagoner,⁶¹ N. Danielson,⁶² P. Elmer,⁶² Y. P. Lau,⁶² C. Lu,⁶² V. Miftakov,⁶² J. Olsen,⁶² A. J. S. Smith,⁶² A. V. Telnov,⁶² F. Bellini,⁶³ G. Cavoto,^{62,63} R. Faccini,⁶³ F. Ferrarotto,⁶³ F. Ferroni,⁶³ M. Gaspero,⁶³ L. Li Gioi,⁶³ M. A. Mazzoni,⁶³ S. Morganti,⁶³ M. Pierini,⁶³ G. Piredda,⁶³ F. Safai Tehrani,⁶³ C. Voena,⁶³ S. Christ,⁶⁴ G. Wagner,⁶⁴ R. Waldi,⁶⁴ T. Adye,⁶⁵ N. De Groot,⁶⁵ B. Franek,⁶⁵

N. I. Geddes,⁶⁵ G. P. Gopal,⁶⁵ E. O. Olaiya,⁶⁵ R. Aleksan,⁶⁶ S. Emery,⁶⁶ A. Gaidot,⁶⁶ S. F. Ganzhur,⁶⁶ P.-F. Giraud,⁶⁶ G. Hamel de Monchenault,⁶⁶ W. Kozanecki,⁶⁶ M. Langer,⁶⁶ M. Legendre,⁶⁶ G. W. London,⁶⁶ B. Mayer,⁶⁶ G. Schott,⁶⁶ G. Vasseur,⁶⁶ Ch. Yèche,⁶⁶ M. Zito,⁶⁶ M. V. Purohit,⁶⁷ A. W. Weidemann,⁶⁷ J. R. Wilson,⁶⁷ F. X. Yumiceva,⁶⁷ D. Aston,⁶⁸ R. Bartoldus,⁶⁸ N. Berger,⁶⁸ A. M. Boyarski,⁶⁸ O. L. Buchmueller,⁶⁸ M. R. Convery,⁶⁸ M. Cristinziani,⁶⁸ G. De Nardo,⁶⁸ D. Dong,⁶⁸ J. Dorfan,⁶⁸ D. Dujmic,⁶⁸ W. Dunwoodie,⁶⁸ E. E. Elsen,⁶⁸ S. Fan,⁶⁸ R. C. Field,⁶⁸ T. Glanzman,⁶⁸ S. J. Gowdy,⁶⁸ T. Hadig,⁶⁸ V. Halyo,⁶⁸ C. Hast,⁶⁸ T. Hryn'ova,⁶⁸ W. R. Innes,⁶⁸ M. H. Kelsey,⁶⁸ P. Kim,⁶⁸ M. L. Kocian,⁶⁸ D. W. G. S. Leith,⁶⁸ J. Libby,⁶⁸ S. Luitz,⁶⁸ V. Luth,⁶⁸ H. L. Lynch,⁶⁸ H. Marsiske,⁶⁸ R. Messner,⁶⁸ D. R. Muller,⁶⁸ C. P. O'Grady,⁶⁸ V. E. Ozcan,⁶⁸ A. Perazzo,⁶⁸ M. Perl,⁶⁸ S. Petrak,⁶⁸ B. N. Ratcliff,⁶⁸ A. Roodman,⁶⁸ A. A. Salnikov,⁶⁸ R. H. Schindler,⁶⁸ J. Schwiening,⁶⁸ G. Simi,⁶⁸ A. Snyder,⁶⁸ A. Soha,⁶⁸ J. Stelzer,⁶⁸ D. Su,⁶⁸ M. K. Sullivan,⁶⁸ J. Va'vra,⁶⁸ S. R. Wagner,⁶⁸ M. Weaver,⁶⁸ A. J. R. Weinstein,⁶⁸ W. J. Wisniewski,⁶⁸ M. Wittgen,⁶⁸ D. H. Wright,⁶⁸ A. K. Yarritu,⁶⁸ C. C. Young,⁶⁸ P. R. Burchat,⁶⁹ A. J. Edwards,⁶⁹ T. I. Meyer,⁶⁹ B. A. Petersen,⁶⁹ C. Roat,⁶⁹ S. Ahmed,⁷⁰ M. S. Alam,⁷⁰ J. A. Ernst,⁷⁰ M. A. Saeed,⁷⁰ M. Saleem,⁷⁰ F. R. Wappler,⁷⁰ W. Bugg,⁷¹ M. Krishnamurthy,⁷¹ S. M. Spanier,⁷¹ R. Eckmann,⁷² H. Kim,⁷² J. L. Ritchie,⁷² A. Satpathy,⁷² R. F. Schwitters,⁷² J. M. Izen,⁷³ I. Kitayama,⁷³ X. C. Lou,⁷³ S. Ye,⁷³ F. Bianchi,⁷⁴ M. Bona,⁷⁴ F. Gallo,⁷⁴ D. Gamba,⁷⁴ C. Borean,⁷⁵ L. Bosisio,⁷⁵ C. Cartaro,⁷⁵ F. Cossutti,⁷⁵ G. Della Ricca,⁷⁵ S. Dittongo,⁷⁵ S. Grancagnolo,⁷⁵ L. Lanceri,⁷⁵ P. Poropat,^{75,8} L. Vitale,⁷⁵ G. Vuagnin,⁷⁵ R. S. Panvini,⁷⁶ Sw. Banerjee,⁷⁷ C. M. Brown,⁷⁷ D. Fortin,⁷⁷ P. D. Jackson,⁷⁷ R. Kowalewski,⁷⁷ J. M. Roney,⁷⁷ H. R. Band,⁷⁸ S. Dasu,⁷⁸ M. Datta,⁷⁸ A. M. Eichenbaum,⁷⁸ M. Graham,⁷⁸ J. J. Hollar,⁷⁸ J. R. Johnson,⁷⁸ P. E. Kutter,⁷⁸ H. Li,⁷⁸ R. Liu,⁷⁸ A. Mihalys,⁷⁸ A. K. Mohapatra,⁷⁸ Y. Pan,⁷⁸ R. Prepost,⁷⁸ A. E. Rubin,⁷⁸ S. J. Sekula,⁷⁸ P. Tan,⁷⁸ J. H. von Wimmersperg-Toeller,⁷⁸ J. Wu,⁷⁸ S. L. Wu,⁷⁸ Z. Yu,⁷⁸ M. G. Greene,⁷⁹ and H. Neal⁷⁹

(BABAR Collaboration)

¹Laboratoire de Physique des Particules, F-74941 Annecy-le-Vieux, France²Università di Bari, Dipartimento di Fisica and INFN, I-70126 Bari, Italy³Institute of High Energy Physics, Beijing 100039, China⁴University of Bergen, Institute of Physics, N-5007 Bergen, Norway⁵Lawrence Berkeley National Laboratory and University of California, Berkeley, California 94720, USA⁶University of Birmingham, Birmingham B15 2TT, United Kingdom⁷Ruhr Universität Bochum, Institut für Experimentalphysik 1, D-44780 Bochum, Germany⁸University of Bristol, Bristol BS8 1TL, United Kingdom⁹University of British Columbia, Vancouver, British Columbia, Canada V6T 1Z1¹⁰Brunel University, Uxbridge, Middlesex UB8 3PH, United Kingdom¹¹Budker Institute of Nuclear Physics, Novosibirsk 630090, Russia¹²University of California at Irvine, Irvine, California 92697, USA¹³University of California at Los Angeles, Los Angeles, California 90024, USA¹⁴University of California at Riverside, Riverside, California 92521, USA¹⁵University of California at San Diego, La Jolla, California 92093, USA¹⁶University of California at Santa Barbara, Santa Barbara, California 93106, USA¹⁷University of California at Santa Cruz, Institute for Particle Physics, Santa Cruz, California 95064, USA¹⁸California Institute of Technology, Pasadena, California 91125, USA¹⁹University of Cincinnati, Cincinnati, Ohio 45221, USA²⁰University of Colorado, Boulder, Colorado 80309, USA²¹Colorado State University, Fort Collins, Colorado 80523, USA²²Technische Universität Dresden, Institut für Kern- und Teilchenphysik, D-01062 Dresden, Germany²³Ecole Polytechnique, LLP, F-91128 Palaiseau, France²⁴University of Edinburgh, Edinburgh EH9 3JZ, United Kingdom²⁵Università di Ferrara, Dipartimento di Fisica and INFN, I-44100 Ferrara, Italy²⁶Florida A&M University, Tallahassee, Florida 32307, USA²⁷Laboratori Nazionali di Frascati dell'INFN, I-00044 Frascati, Italy²⁸Università di Genova, Dipartimento di Fisica and INFN, I-16146 Genova, Italy²⁹Harvard University, Cambridge, Massachusetts 02138, USA³⁰Universität Heidelberg, Physikalisches Institut, Philosophenweg 12, D-69120 Heidelberg, Germany³¹Imperial College London, London SW7 2AZ, United Kingdom³²University of Iowa, Iowa City, Iowa 52242, USA³³Iowa State University, Ames, Iowa 50011-3160, USA³⁴Laboratoire de l'Accélérateur Linéaire, F-91898 Orsay, France³⁵Lawrence Livermore National Laboratory, Livermore, California 94550, USA³⁶University of Liverpool, Liverpool L69 7ZE, United Kingdom³⁷Queen Mary, University of London, E1 4NS, United Kingdom³⁸University of London, Royal Holloway and Bedford New College, Egham, Surrey TW20 0EX, United Kingdom³⁹University of Louisville, Louisville, Kentucky 40292, USA⁴⁰University of Manchester, Manchester M13 9PL, United Kingdom⁴¹University of Maryland, College Park, Maryland 20742, USA

- ⁴²University of Massachusetts, Amherst, Massachusetts 01003, USA
⁴³Massachusetts Institute of Technology, Laboratory for Nuclear Science, Cambridge, Massachusetts 02139, USA
⁴⁴McGill University, Montréal, Quebec, Canada H3A 2T8
⁴⁵Università di Milano, Dipartimento di Fisica and INFN, I-20133 Milano, Italy
⁴⁶University of Mississippi, University, Mississippi 38677, USA
⁴⁷Université de Montréal, Laboratoire René J. A. Lévesque, Montréal, Quebec, Canada H3C 3J7
⁴⁸Mount Holyoke College, South Hadley, Massachusetts 01075, USA
⁴⁹Università di Napoli Federico II, Dipartimento di Scienze Fisiche and INFN, I-80126, Napoli, Italy
⁵⁰NIKHEF, National Institute for Nuclear Physics and High Energy Physics, NL-1009 DB Amsterdam, The Netherlands
⁵¹University of Notre Dame, Notre Dame, Indiana 46556, USA
⁵²Oak Ridge National Laboratory, Oak Ridge, Tennessee 37831, USA
⁵³Ohio State University, Columbus, Ohio 43210, USA
⁵⁴University of Oregon, Eugene, Oregon 97403, USA
⁵⁵Dipartimento di Fisica and INFN, Università di Padova, I-35131 Padova, Italy
⁵⁶Universités Paris VI et VII, Laboratoire de Physique Nucléaire H. E., F-75252 Paris, France
⁵⁷Dipartimento di Elettronica and INFN, Università di Pavia, I-27100 Pavia, Italy
⁵⁸University of Pennsylvania, Philadelphia, Pennsylvania 19104, USA
⁵⁹Università di Perugia, Dipartimento di Fisica and INFN, I-06100 Perugia, Italy
⁶⁰Università di Pisa, Dipartimento di Fisica, Scuola Normale Superiore and INFN, I-56127 Pisa, Italy
⁶¹Prairie View A&M University, Prairie View, Texas 77446, USA
⁶²Princeton University, Princeton, New Jersey 08544, USA
⁶³Università di Roma La Sapienza, Dipartimento di Fisica and INFN, I-00185 Roma, Italy
⁶⁴Universität Rostock, D-18051 Rostock, Germany
⁶⁵Rutherford Appleton Laboratory, Chilton, Didcot, Oxon OX11 0QX, United Kingdom
⁶⁶DSM/Dapnia, CEA/Saclay, F-91191 Gif-sur-Yvette, France
⁶⁷University of South Carolina, Columbia, South Carolina 29208, USA
⁶⁸Stanford Linear Accelerator Center, Stanford, California 94309, USA
⁶⁹Stanford University, Stanford, California 94305-4060, USA
⁷⁰State University of New York, Albany, New York 12222, USA
⁷¹University of Tennessee, Knoxville, Tennessee 37996, USA
⁷²University of Texas at Austin, Austin, Texas 78712, USA
⁷³University of Texas at Dallas, Richardson, Texas 75083, USA
⁷⁴Dipartimento di Fisica Sperimentale and INFN, Università di Torino, I-10125 Torino, Italy
⁷⁵Dipartimento di Fisica and INFN, Università di Trieste, I-34127 Trieste, Italy
⁷⁶Vanderbilt University, Nashville, Tennessee 37235, USA
⁷⁷University of Victoria, Victoria, British Columbia, Canada V8W 3P6
⁷⁸University of Wisconsin, Madison, Wisconsin 53706, USA
⁷⁹Yale University, New Haven, Connecticut 06511, USA
- (Received 23 January 2004; published 29 June 2004)

We report a measurement of the first four moments of the hadronic mass distribution in $\bar{B} \rightarrow X_c \ell^- \bar{\nu}$ decays. The measurements are based on 89 million $Y(4S) \rightarrow B\bar{B}$ events where the hadronic decay of one of the B mesons is fully reconstructed and a charged lepton from the decay of the other B meson is identified. The moments are presented for minimum lepton momenta ranging from 0.9 to 1.6 GeV in the B rest frame. It is expected that such measurements will lead to improved determinations of $|V_{cb}|$ and $|V_{ub}|$.

DOI: 10.1103/PhysRevD.69.111103

PACS number(s): 12.15.Hh, 11.30.Er, 13.25.Hw

In this paper we report measurements of the first four moments $\langle M_X^n \rangle$, with $n = 1-4$, of the hadronic mass distri-

butions in $\bar{B} \rightarrow X_c \ell^- \bar{\nu}$ decays [1]. The moments are presented as a function of p_{\min}^* , the lower limit on the charged lepton momentum, which we vary between 0.9 and 1.6 GeV.

Moments of inclusive distributions and rates for semileptonic and rare B decays can be related via operator product expansions (OPE) [2] to fundamental parameters of the standard model, such as the Cabibbo-Kobayashi-Maskawa matrix elements $|V_{cb}|$ and $|V_{ub}|$ [3] and the heavy quark masses m_b and m_c . These expansions in $1/m_b$ and the strong coupling constant α_s involve nonperturbative quantities that can be extracted from moments of inclusive distributions. We

*Now at Department of Physics, University of Warwick, Coventry, United Kingdom.

†Also with Università della Basilicata, Potenza, Italy.

‡Also with IFIC, Instituto de Física Corpuscular, CSIC-Universidad de Valencia, Valencia, Spain.

§Deceased.

plan to use measurements of the hadron mass and lepton energy moments [4] to improve the determination of $|V_{cb}|$ from the semileptonic decay rate [5].

The measurement presented here is based on a sample of 89 million $B\bar{B}$ pairs collected on the $Y(4S)$ resonance by the *BABAR* detector [6] at the PEP-II asymmetric-energy e^+e^- storage ring operating at SLAC. We use Monte Carlo (MC) simulations of the *BABAR* detector based on GEANT4 [7] to determine background distributions and to correct for detector acceptance effects. The simulations of $\bar{B} \rightarrow X_c \ell^- \bar{\nu}$ decays use a parametrization of form factors for $\bar{B} \rightarrow D^* \ell^- \bar{\nu}$ [8], and models for $\bar{B} \rightarrow D \ell^- \bar{\nu}$, $D^{**} \ell^- \bar{\nu}$ [9] and $\bar{B} \rightarrow D \pi \ell^- \bar{\nu}$, $D^* \pi \ell^- \bar{\nu}$ [10].

The analysis uses $Y(4S) \rightarrow B\bar{B}$ events in which one of the B mesons decays to hadrons and is fully reconstructed (B_{reco}) and the semileptonic decay of the recoiling \bar{B} mesons (B_{recoil}) is identified by the presence of an electron or muon. While this approach results in a low overall event selection efficiency, it allows for the determination of the momentum, charge, and flavor of the B mesons. To obtain a large sample of B mesons, many exclusive hadronic decays are reconstructed [11]. The kinematic consistency of these B_{reco} candidates is checked with two variables, the beam-energy-substituted mass $m_{\text{ES}} = \sqrt{s/4 - \vec{p}_B^2}$ and the energy difference $\Delta E = E_B - \sqrt{s}/2$. Here \sqrt{s} is the total energy in the center of mass frame (c.m.), \vec{p}_B and E_B denote the c.m. momentum and c.m. energy of the B_{reco} candidate. We require $\Delta E = 0$ within three standard deviations as measured for each mode. For a given B_{reco} decay mode, the purity is estimated as the signal fraction in events with $m_{\text{ES}} > 5.27$ GeV. For events with one high-momentum lepton the purity is approximately 70%.

Semileptonic decays are identified by the presence of one and only one electron or muon above a minimum momentum p_{min}^* measured in the rest frame of the B_{recoil} meson recoiling against the B_{reco} . Electrons are selected [12] with 92% average efficiency and a hadron misidentification rate ranging between 0.05% and 0.1%. Muons are identified [6] with an efficiency ranging between 60% ($p_{\text{lab}} = 1$ GeV) and 75% ($p_{\text{lab}} > 2$ GeV) and a hadron misidentification rate between 1% and 3%. Efficiencies and misidentification rates are estimated from selected samples of electrons, muons, pions, and kaons. We impose the condition $Q_b Q_\ell < 0$, where Q_ℓ is the charge of the lepton and Q_b is the charge of the b -quark of the B_{reco} . This condition is fulfilled for primary leptons, except for $B^0 \bar{B}^0$ events in which flavor mixing has occurred. We require the total observed charge of the event to be $|Q_{\text{tot}}| = |Q_{B_{\text{reco}}} + Q_{B_{\text{recoil}}}| \leq 1$, allowing for a charge imbalance in events with low momentum tracks or photon conversions.

The hadronic system X in the decay $\bar{B} \rightarrow X \ell^- \bar{\nu}$ is reconstructed from charged tracks and energy depositions in the calorimeter that are not associated with the B_{reco} candidate or the charged lepton. Depending on particle identification information the charged tracks are assigned either the K^\pm or π^\pm mass. Procedures are implemented to eliminate fake

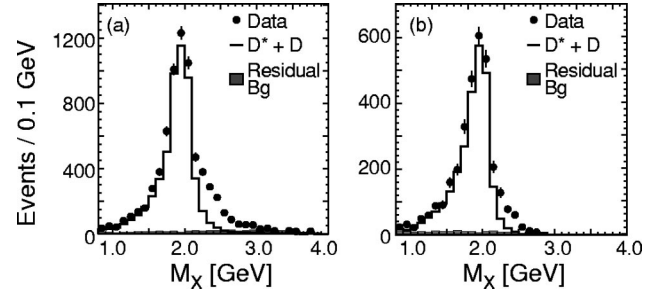


FIG. 1. M_X distributions after subtraction of the B_{reco} background, for (a) $p_{\text{min}}^* = 0.9$ GeV, and (b) $p_{\text{min}}^* = 1.6$ GeV. The Monte Carlo prediction for decays to D and D^* is indicated by the open histogram, the small residual background by the solid histogram.

charged tracks, low-energy beam-generated photons, and energy depositions in the calorimeter from charged and neutral hadrons.

The neutrino four-momentum p_ν is estimated from the missing four-momentum $p_{\text{miss}} = p_{Y(4S)} - p_{B_{\text{reco}}} - p_X - p_\ell$, where all momenta are measured in the laboratory frame. The measured p_{miss} is an important indicator of the quality of the reconstruction of X . We impose the following criteria: $E_{\text{miss}} > 0.5$ GeV, $|\vec{p}_{\text{miss}}| > 0.5$ GeV, and $|E_{\text{miss}} - |\vec{p}_{\text{miss}}|| < 0.5$ GeV. The mass of the hadronic system M_X is determined by a kinematic fit that imposes four-momentum conservation, the equality of the masses of the two B mesons, and constrains $p_\nu^2 = 0$. We require the fit to converge, thus ensuring that the abovementioned constraints are fulfilled. The resulting mean resolution in M_X is 350 MeV.

The background is dominated by combinatorial background in the B_{reco} sample. To estimate this background we fit the observed m_{ES} distribution to a sum of an empirical function [13] describing the combinatorial background from both continuum and $B\bar{B}$ events and a narrow signal function [14] peaked at the B meson mass. This fit is performed separately for several bins in M_X , thus accounting for changes in background as a function of M_X . For $p_{\text{min}}^* = 0.9$ GeV and $m_{\text{ES}} > 5.27$ GeV, we find a total of 7114 signal events above a combinatorial background of 2102 events. Figure 1 shows

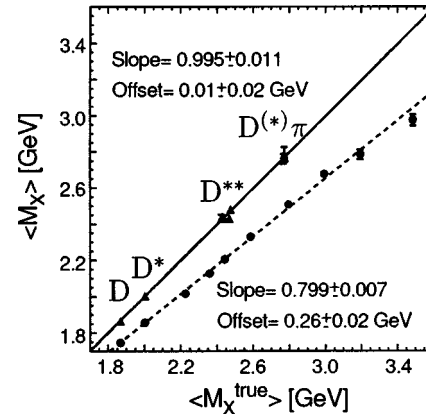


FIG. 2. Results of the $\langle M_X \rangle$ calibration procedure. The calibration data and fit results are shown by the lower dashed line (circles), the verification by the upper solid line (triangles).

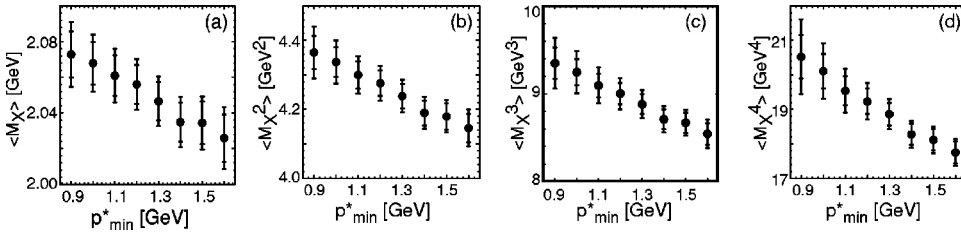


FIG. 3. Measured moments (a) $\langle M_X \rangle$, (b) $\langle M_X^2 \rangle$, (c) $\langle M_X^3 \rangle$, and (d) $\langle M_X^4 \rangle$ for different lepton momenta, p_{\min}^* . The bars indicate the statistical and total errors. The individual moments are highly correlated.

M_X distributions after B_{reco} background subtraction. The dominant contributions are from the lowest mass mesons, (D^+, D^0) and (D^{*+}, D^{*0}) , but there are clear indications for higher mass states.

The residual background, estimated from MC simulation, is due to hadron misidentification, τ^\pm leptons, $\bar{B} \rightarrow X_u \ell^- \bar{\nu}$ decays, and secondary leptons from semileptonic decays of $D^{(*)}$ and D_s mesons, either from $B^0 \bar{B}^0$ mixed events or produced in $b \rightarrow c \bar{c} s$ transitions.

To extract unbiased moments $\langle M_X^n \rangle$, we need to correct for effects that can distort the mass distributions (see also [15]). We use observed linear relationships between the measured $\langle M_X^n \rangle$ and generated $\langle M_X^{n, \text{true}} \rangle$ values from MC simulations in bins of $M_X^{n, \text{true}}$ (see Fig. 2) to calibrate the measurement of M_X^n on an event-by-event basis. Since any radiative photon is included in the measured hadron mass and our definition of M_X does not include these photons, we employ PHOTOS [16] to simulate QED radiative effects and correct for their impact (less than 5%) on the moments as part of the calibration procedure.

To verify this procedure, we apply the calibration to the measured masses for individual hadronic states in simulated $\bar{B} \rightarrow X_c \ell^- \bar{\nu}$ decays, and compare their calibrated mass moments to the true mass moments. The result of this test is also shown in Fig. 2 for M_X , indicating that the calibration reproduces the true moments over the full mass range. Corresponding curves are obtained for M_X^2 , M_X^3 , and M_X^4 . We observe no significant mass bias after calibration. The MC-based calibration procedure has also been validated on a data sample of partially reconstructed $D^{*+} \rightarrow D^0 \pi^+$ decays [11] where we identify the low-momentum π^+ . This serves only as a tag and allows us to select an inclusive event sample for which the true hadronic mass is known.

Detailed studies show that the slope and offset of the calibration curves vary slightly as a function of the multiplicity of the hadron system and as a function of $E_{\text{miss}} - |\vec{p}_{\text{miss}}|$. Thus, instead of one universal calibration curve for all data, we split the data into three bins in multiplicity and three bins in $E_{\text{miss}} - |\vec{p}_{\text{miss}}|$, and derive a total of nine calibration curves, one for each subsample.

We estimate and subtract the contribution to the moments from residual backgrounds and then correct the result by a factor C_n for the effect of detection and selection efficiencies. We can express the fully corrected hadronic mass moment $\langle M_X^n \rangle$ as

$$\langle M_X^n \rangle = \frac{\langle M_X^n \rangle_{\text{calib}}^{\text{DATA}} - f_{\text{bg}} \cdot \langle M_X^n \rangle_{\text{calib}}^{\text{MCbg}}}{1 - f_{\text{bg}}} \times C_n, \quad (1)$$

where $\langle M_X^n \rangle_{\text{calib}}^{\text{DATA}}$ and $\langle M_X^n \rangle_{\text{calib}}^{\text{MCbg}}$ are the calibrated moments of the data and the residual background. The factor f_{bg} denotes the size of the residual background relative to the data.

Decays to higher mass final states usually generate higher multiplicities and are more strongly affected by the requirements on E_{miss} and $|\vec{p}_{\text{miss}}|$ due to limited efficiency. In addition, the different decay modes have different spin configurations and thus different angular distributions. The correction factor C_n in Eq. (1) accounts for these effects. It is determined by MC simulation, and is found to be within 1% of unity.

The hadronic mass moments $\langle M_X^n \rangle$ obtained after background subtraction, correction for $\bar{B} \rightarrow X_u \ell^- \bar{\nu}$ decays, and mass calibration are presented in Fig. 3 as a function of p_{\min}^* . The measurements are highly correlated. The numerical results and the full correlation matrix for the four sets of p_{\min}^* dependent moment measurements can be found in [17]. The four moments increase as p_{\min}^* decreases due to the presence of higher mass charm states. Fits to the p_{\min}^* dependence assuming constant moments are inconsistent with our results, with χ^2 probabilities less than 0.4%.

Table I shows the four measured moments and their principal errors for $p_{\min}^* = 0.9$ GeV and $p_{\min}^* = 1.6$ GeV. The main sources of systematic errors are the precision in the modeling of the detector efficiency and particle reconstruction, the subtraction of the combinatorial background of the B_{reco} sample, the residual background estimate, and the uncertainties in the modeling of the hadronic states. The uncertainty related to the detector modeling and event reconstruction has been estimated by MC simulations of the track and photon efficiencies. Resolutions, fake rates, and background rates have been studied in detail by varying the adjustments to the MC simulation that are introduced to improve the agreement with data. The track efficiency was found to be 0.8% higher in MC compared to data and the systematic error assumes an uncertainty of 3.5%, independent of energy, polar angle, and multiplicity. For photons, the relative energy resolution was broadened by 3% to 1.6% for energies between 30 and 600 MeV. The uncertainty in the combinatorial B_{reco} background subtraction is estimated by varying the lower limit of the signal region in the m_{ES} distribution. The error due to the subtraction of the residual background is dominated by the uncertainties (typically 30% [18]) in the rate of $D^{(*)}$ and D_s production via $b \rightarrow c \bar{c} s$ transitions. The uncertainty related to the modeling of the semileptonic B decays is estimated by varying the branching fractions, in particular those for the high mass resonant and nonresonant states. Uncertainties in

TABLE I. Results for $\langle M_X^n \rangle$ for the two extreme values of p_{\min}^* , with statistical and systematic errors and details on the major contributions to the systematic uncertainties.

	p_{\min}^* (GeV)	$\langle M_X^n \rangle$ (GeV n)	Detector response	B_{reco} background	Residual background	$\bar{B} \rightarrow X_c \ell^- \bar{\nu}$ model	Radiative corrections
$n=1$	0.9	$2.073 \pm 0.013 \pm 0.013$	0.009	0.004	0.008	0.002	0.003
	1.6	$2.026 \pm 0.013 \pm 0.012$	0.010	0.004	0.002	0.002	0.004
$n=2$	0.9	$4.366 \pm 0.049 \pm 0.058$	0.034	0.023	0.039	0.009	0.009
	1.6	$4.146 \pm 0.042 \pm 0.036$	0.031	0.009	0.007	0.007	0.013
$n=3$	0.9	$9.35 \pm 0.18 \pm 0.23$	0.15	0.05	0.16	0.01	0.03
	1.6	$8.54 \pm 0.12 \pm 0.11$	0.10	0.02	0.01	0.01	0.04
$n=4$	0.9	$20.53 \pm 0.63 \pm 0.90$	0.58	0.31	0.58	0.13	0.14
	1.6	$17.75 \pm 0.32 \pm 0.23$	0.19	0.06	0.02	0.08	0.09

the radiative corrections, especially effects not included in PHOTOS, are estimated by removing photons above a variable energy limit from the hadronic system X .

To test the stability of the moment measurements, the data are divided into several independent subsamples: B^\pm and B^0 , decays to electrons and muons, different run periods, positive and negative $E_{\text{miss}} - |\vec{p}_{\text{miss}}|$, and high and low purity B_{reco} modes. No significant variations are observed.

In summary, we have performed a measurement of the first four moments $\langle M_X^n \rangle$ of the hadronic mass distribution in semileptonic B decays. For $p_{\min}^* = 1.5$ GeV, our measurement of $\langle M_X^2 \rangle = 4.18 \pm 0.04$ (stat.) ± 0.03 (syst.) GeV 2 agrees well with the single result from CLEO [19]. The selection of events with one fully reconstructed hadronic B decay, the kinematic fit, and calibration of the hadronic mass in the semileptonic decay of the second B decay have led to moment measurements with comparable statistical and systematic errors. The results do not depend on assumptions for branching fractions and mass distributions for higher mass hadronic states. The measured moments increase signifi-

cantly as the limit on the lepton momentum, p_{\min}^* , is lowered, as expected for increasing contributions from higher mass states. The set of moments presented here can be used to test the applicability of the OPE to semileptonic and rare B decays. Combining them with the measured semileptonic decay rate is expected to result in a significantly improved determination of $|V_{cb}|$ [4,5].

The authors are grateful for the excellent luminosity and machine conditions provided by our PEP-II colleagues, and for the substantial dedicated effort from the computing organizations that support BABAR. The collaborating institutions wish to thank SLAC for its support and kind hospitality. This work is supported by DOE and NSF (USA), NSERC (Canada), IHEP (China), CEA and CNRS-IN2P3 (France), BMBF and DFG (Germany), INFN (Italy), FOM (The Netherlands), NFR (Norway), MIST (Russia), and PPARC (United Kingdom). Individuals have received support from the A. P. Sloan Foundation, Research Corporation, and Alexander von Humboldt Foundation.

- [1] Charge conjugation is implied throughout this Rapid Communication.
- [2] J. Chay, H. Georgi, and B. Grinstein, Phys. Lett. B **247**, 399 (1990); M. A. Shifman and M. B. Voloshin, Sov. J. Nucl. Phys. **41**, 120 (1985); I. I. Y. Bigi, N. G. Uraltsev, and A. I. Vainshtein, Phys. Lett. B **293**, 430 (1992); **297**, 477(E) (1992); I. I. Y. Bigi, M. A. Shifman, N. G. Uraltsev, and A. I. Vainshtein, Phys. Rev. Lett. **71**, 496 (1993); A. V. Manohar and M. B. Wise, Phys. Rev. D **49**, 1310 (1994); A. V. Manohar and M. B. Wise, Cambridge Monogr. Part. Phys. Nucl. Phys. Cosmol. **10**, 1 (2000).
- [3] N. Cabibbo, Phys. Rev. Lett. **10**, 531 (1963); M. Kobayashi and T. Maskawa, Prog. Theor. Phys. **49**, 652 (1973).
- [4] BABAR Collaboration, B. Aubert *et al.*, following paper, Phys. Rev. D **69**, 111104(R) (2004).
- [5] BABAR Collaboration, B. Aubert *et al.*, Phys. Rev. Lett. (to be published), hep-ex/0404017.
- [6] BABAR Collaboration, B. Aubert *et al.*, Nucl. Instrum. Methods Phys. Res. A **479**, 1 (2002).
- [7] GEANT4 Collaboration, S. Agostinelli *et al.*, Nucl. Instrum. Methods Phys. Res. A **506**, 250 (2003).
- [8] CLEO Collaboration, J. E. Duboscq *et al.*, Phys. Rev. Lett. **76**, 3898 (1996).
- [9] D. Scora and N. Isgur, Phys. Rev. D **52**, 2783 (1995).
- [10] J. L. Goity and W. Roberts, Phys. Rev. D **51**, 3459 (1995).
- [11] BABAR Collaboration, B. Aubert *et al.*, Phys. Rev. Lett. **92**, 071802 (2004).
- [12] BABAR Collaboration, B. Aubert *et al.*, Phys. Rev. D **67**, 031101(R) (2003).
- [13] ARGUS Collaboration, H. Albrecht *et al.*, Phys. Lett. B **185**, 218 (1987).
- [14] Crystal Ball Collaboration, T. Skwarnicki *et al.*, DESY F31-86-02 (1986).
- [15] C. W. Bauer and B. Grinstein, Phys. Rev. D **68**, 054002 (2003).
- [16] E. Barberio and Z. Was, Comput. Phys. Commun. **79**, 291 (1994).
- [17] See EPAPS Document No. E-PRVDAQ-69-R02411. A direct link to this document may be found in the online article's

HTML reference section. The document may also be reached via the EPAPS homepage (<http://www.aip.org/pubservs/epaps.html>) or <ftp.aip.org> in the directory /epaps/. See the EPAPS homepage for more information.

- [18] Particle Data Group, K. Hagiwara *et al.*, Phys. Rev. D **66**, 010001 (2002).
- [19] CLEO Collaboration, D. Cronin-Hennessy *et al.*, Phys. Rev. Lett. **87**, 251808 (2001).