

PDF hosted at the Radboud Repository of the Radboud University Nijmegen

The following full text is a publisher's version.

For additional information about this publication click this link.

<http://hdl.handle.net/2066/128764>

Please be advised that this information was generated on 2020-09-25 and may be subject to change.

Search for the Decay $B^+ \rightarrow K^+ \nu \bar{\nu}$

B. Aubert,¹ R. Barate,¹ D. Boutigny,¹ F. Couderc,¹ J.-M. Gaillard,¹ A. Hicheur,¹ Y. Karyotakis,¹ J. P. Lees,¹ V. Tisserand,¹ A. Zghiche,¹ A. Palano,² A. Pompili,² J. C. Chen,³ N. D. Qi,³ G. Rong,³ P. Wang,³ Y. S. Zhu,³ G. Eigen,⁴ I. Ofte,⁴ B. Stugu,⁴ G. S. Abrams,⁵ A. W. Borgland,⁵ A. B. Breon,⁵ D. N. Brown,⁵ J. Button-Shafer,⁵ R. N. Cahn,⁵ E. Charles,⁵ C. T. Day,⁵ M. S. Gill,⁵ A. V. Gritsan,⁵ Y. Groysman,⁵ R. G. Jacobsen,⁵ R. W. Kadel,⁵ J. Kadyk,⁵ L. T. Kerth,⁵ Yu. G. Kolomensky,⁵ G. Kukartsev,⁵ G. Lynch,⁵ L. M. Mir,⁵ P. J. Oddone,⁵ T. J. Orimoto,⁵ M. Pripstein,⁵ N. A. Roe,⁵ M. T. Ronan,⁵ V. G. Shelkov,⁵ W. A. Wenzel,⁵ M. Barrett,⁶ K. E. Ford,⁶ T. J. Harrison,⁶ A. J. Hart,⁶ C. M. Hawkes,⁶ S. E. Morgan,⁶ A. T. Watson,⁶ M. Fritsch,⁷ K. Goetzen,⁷ T. Held,⁷ H. Koch,⁷ B. Lewandowski,⁷ M. Pelizaeus,⁷ M. Steinke,⁷ J. T. Boyd,⁸ N. Chevalier,⁸ W. N. Cottingham,⁸ M. P. Kelly,⁸ T. E. Latham,⁸ F. F. Wilson,⁸ T. Cuhadar-Donszelmann,⁹ C. Hearty,⁹ N. S. Knecht,⁹ T. S. Mattison,⁹ J. A. McKenna,⁹ D. Thiessen,⁹ A. Khan,¹⁰ P. Kyberd,¹⁰ L. Teodorescu,¹⁰ A. E. Blinov,¹¹ V. E. Blinov,¹¹ V. P. Druzhinin,¹¹ V. B. Golubev,¹¹ V. N. Ivanchenko,¹¹ E. A. Kravchenko,¹¹ A. P. Onuchin,¹¹ S. I. Serednyakov,¹¹ Yu. I. Skovpen,¹¹ E. P. Solodov,¹¹ A. N. Yushkov,¹¹ D. Best,¹² M. Bruinsma,¹² M. Chao,¹² I. Eschrich,¹² D. Kirkby,¹² A. J. Lankford,¹² M. Mandelkern,¹² R. K. Mommsen,¹² W. Roethel,¹² D. P. Stoker,¹² C. Buchanan,¹³ B. L. Hartfiel,¹³ S. D. Foulkes,¹⁴ J. W. Gary,¹⁴ B. C. Shen,¹⁴ K. Wang,¹⁴ D. del Re,¹⁵ H. K. Hadavand,¹⁵ E. J. Hill,¹⁵ D. B. MacFarlane,¹⁵ H. P. Paar,¹⁵ Sh. Rahatlou,¹⁵ V. Sharma,¹⁵ J. W. Berryhill,¹⁶ C. Campagnari,¹⁶ B. Dahmes,¹⁶ O. Long,¹⁶ A. Lu,¹⁶ M. A. Mazur,¹⁶ J. D. Richman,¹⁶ W. Verkerke,¹⁶ T. W. Beck,¹⁷ A. M. Eisner,¹⁷ C. A. Heusch,¹⁷ J. Kroseberg,¹⁷ W. S. Lockman,¹⁷ G. Nesom,¹⁷ T. Schalk,¹⁷ B. A. Schumm,¹⁷ A. Seiden,¹⁷ P. Spradlin,¹⁷ D. C. Williams,¹⁷ M. G. Wilson,¹⁷ J. Albert,¹⁸ E. Chen,¹⁸ G. P. Dubois-Felsmann,¹⁸ A. Dvoretzkii,¹⁸ D. G. Hitlin,¹⁸ I. Narsky,¹⁸ T. Piatenko,¹⁸ F. C. Porter,¹⁸ A. Ryd,¹⁸ A. Samuel,¹⁸ S. Yang,¹⁸ S. Jayatilleke,¹⁹ G. Mancinelli,¹⁹ B. T. Meadows,¹⁹ M. D. Sokoloff,¹⁹ T. Abe,²⁰ F. Blanc,²⁰ P. Bloom,²⁰ S. Chen,²⁰ W. T. Ford,²⁰ U. Nauenberg,²⁰ A. Olivas,²⁰ P. Rankin,²⁰ J. G. Smith,²⁰ J. Zhang,²⁰ L. Zhang,²⁰ A. Chen,²¹ J. L. Harton,²¹ A. Soffer,²¹ W. H. Toki,²¹ R. J. Wilson,²¹ Q. Zeng,²¹ D. Altenburg,²² T. Brandt,²² J. Brose,²² M. Dickopp,²² E. Feltresi,²² A. Hauke,²² H. M. Lacker,²² R. Müller-Pfefferkorn,²² R. Nogowski,²² S. Otto,²² A. Petzold,²² J. Schubert,²² K. R. Schubert,²² R. Schwierz,²² B. Spaan,²² J. E. Sundermann,²² D. Bernard,²³ G. R. Bonneaud,²³ F. Brochard,²³ P. Grenier,²³ S. Schrenk,²³ Ch. Thiebaux,²³ G. Vasileiadis,²³ M. Verderi,²³ D. J. Bard,²⁴ P. J. Clark,²⁴ D. Lavin,²⁴ F. Muheim,²⁴ S. Playfer,²⁴ Y. Xie,²⁴ M. Andreotti,²⁵ V. Azzolini,²⁵ D. Bettoni,²⁵ C. Bozzi,²⁵ R. Calabrese,²⁵ G. Cibinetto,²⁵ E. Luppi,²⁵ M. Negrini,²⁵ L. Piemontese,²⁵ A. Sarti,²⁵ E. Treadwell,²⁶ F. Anulli,²⁷ R. Baldini-Ferrolli,²⁷ A. Calcaterra,²⁷ R. de Sangro,²⁷ G. Finocchiaro,²⁷ P. Patteri,²⁷ I. M. Peruzzi,²⁷ M. Piccolo,²⁷ A. Zallo,²⁷ A. Buzzo,²⁸ R. Capra,²⁸ R. Contri,²⁸ G. Crosetti,²⁸ M. Lo Vetere,²⁸ M. Macri,²⁸ M. R. Monge,²⁸ S. Passaggio,²⁸ C. Patrignani,²⁸ E. Robutti,²⁸ A. Santroni,²⁸ S. Tosi,²⁸ S. Bailey,²⁹ G. Brandenburg,²⁹ K. S. Chaisanguanthum,²⁹ M. Morii,²⁹ E. Won,²⁹ R. S. Dubitzky,³⁰ U. Langenegger,³⁰ W. Bhimji,³¹ D. A. Bowerman,³¹ P. D. Dauncey,³¹ U. Egede,³¹ J. R. Gaillard,³¹ G. W. Morton,³¹ J. A. Nash,³¹ M. B. Nikolich,³¹ G. P. Taylor,³¹ M. J. Charles,³² G. J. Grenier,³² U. Mallik,³² J. Cochran,³³ H. B. Crawley,³³ J. Lamsa,³³ W. T. Meyer,³³ S. Prell,³³ E. I. Rosenberg,³³ A. E. Rubin,³³ J. Yi,³³ M. Biasini,³⁴ R. Covarelli,³⁴ M. Pioppi,³⁴ M. Davier,³⁵ X. Giroux,³⁵ G. Grosdidier,³⁵ A. Höcker,³⁵ S. Laplace,³⁵ F. Le Diberder,³⁵ V. Lepeltier,³⁵ A. M. Lutz,³⁵ T. C. Petersen,³⁵ S. Plaszczynski,³⁵ M. H. Schune,³⁵ L. Tantot,³⁵ G. Wormser,³⁵ C. H. Cheng,³⁶ D. J. Lange,³⁶ M. C. Simani,³⁶ D. M. Wright,³⁶ A. J. Bevan,³⁷ C. A. Chavez,³⁷ J. P. Coleman,³⁷ I. J. Forster,³⁷ J. R. Fry,³⁷ E. Gabathuler,³⁷ R. Gamet,³⁷ D. E. Hutchcroft,³⁷ R. J. Parry,³⁷ D. J. Payne,³⁷ R. J. Sloane,³⁷ C. Touramanis,³⁷ J. J. Back,^{38,*} C. M. Cormack,³⁸ P. F. Harrison,^{38,*} F. Di Lodovico,³⁸ G. B. Mohanty,^{38,*} C. L. Brown,³⁹ G. Cowan,³⁹ R. L. Flack,³⁹ H. U. Flaecher,³⁹ M. G. Green,³⁹ P. S. Jackson,³⁹ T. R. McMahon,³⁹ S. Ricciardi,³⁹ F. Salvatore,³⁹ M. A. Winter,³⁹ D. Brown,⁴⁰ C. L. Davis,⁴⁰ J. Allison,⁴¹ N. R. Barlow,⁴¹ R. J. Barlow,⁴¹ P. A. Hart,⁴¹ M. C. Hodgkinson,⁴¹ G. D. Lafferty,⁴¹ A. J. Lyon,⁴¹ J. C. Williams,⁴¹ A. Farbin,⁴² W. D. Hulsbergen,⁴² A. Jawahery,⁴² D. Kovalskyi,⁴² C. K. Lae,⁴² V. Lillard,⁴² D. A. Roberts,⁴² G. Blaylock,⁴³ C. Dallapiccola,⁴³ K. T. Flood,⁴³ S. S. Hertzbach,⁴³ R. Kofler,⁴³ V. B. Koptchev,⁴³ T. B. Moore,⁴³ S. Saremi,⁴³ H. Staengle,⁴³ S. Willocq,⁴³ R. Cowan,⁴⁴ G. Sciolla,⁴⁴ S. J. Sekula,⁴⁴ F. Taylor,⁴⁴ R. K. Yamamoto,⁴⁴ D. J. J. Mangeol,⁴⁵ P. M. Patel,⁴⁵ S. H. Robertson,⁴⁵ A. Lazzaro,⁴⁶ V. Lombardo,⁴⁶ F. Palombo,⁴⁶ J. M. Bauer,⁴⁷ L. Cremaldi,⁴⁷ V. Eschenburg,⁴⁷ R. Godang,⁴⁷ R. Kroeger,⁴⁷ J. Reidy,⁴⁷ D. A. Sanders,⁴⁷ D. J. Summers,⁴⁷ H. W. Zhao,⁴⁷ S. Brunet,⁴⁸ D. Côté,⁴⁸ P. Taras,⁴⁸ H. Nicholson,⁴⁹ N. Cavallo,^{50,†} F. Fabozzi,^{50,†} C. Gatto,⁵⁰ L. Lista,⁵⁰ D. Monorchio,⁵⁰ P. Paolucci,⁵⁰ D. Piccolo,⁵⁰ C. Sciacca,⁵⁰ M. Baak,⁵¹ H. Bulten,⁵¹ G. Raven,⁵¹ H. L. Snoek,⁵¹ L. Wilden,⁵¹ C. P. Jessop,⁵² J. M. LoSecco,⁵² T. Allmendinger,⁵³ K. K. Gan,⁵³ K. Honscheid,⁵³ D. Hufnagel,⁵³ H. Kagan,⁵³ R. Kass,⁵³ T. Pulliam,⁵³ A. M. Rahimi,⁵³ R. Ter-Antonyan,⁵³ Q. K. Wong,⁵³ J. Brau,⁵⁴ R. Frey,⁵⁴ O. Igonkina,⁵⁴ C. T. Potter,⁵⁴

N. B. Sinev,⁵⁴ D. Strom,⁵⁴ E. Torrence,⁵⁴ F. Colecchia,⁵⁵ A. Dorigo,⁵⁵ F. Galeazzi,⁵⁵ M. Margoni,⁵⁵ M. Morandin,⁵⁵ M. Posocco,⁵⁵ M. Rotondo,⁵⁵ F. Simonetto,⁵⁵ R. Stroili,⁵⁵ G. Tiozzo,⁵⁵ C. Voci,⁵⁵ M. Benayoun,⁵⁶ H. Briand,⁵⁶ J. Chauveau,⁵⁶ P. David,⁵⁶ Ch. de la Vaissière,⁵⁶ L. Del Buono,⁵⁶ O. Hamon,⁵⁶ M. J. J. John,⁵⁶ Ph. Leruste,⁵⁶ J. Malcles,⁵⁶ J. Ocariz,⁵⁶ M. Pivk,⁵⁶ L. Roos,⁵⁶ S. T'Jampens,⁵⁶ G. Therin,⁵⁶ P. F. Manfredi,⁵⁷ V. Re,⁵⁷ P. K. Behera,⁵⁸ L. Gladney,⁵⁸ Q. H. Guo,⁵⁸ J. Panetta,⁵⁸ C. Angelini,⁵⁹ G. Batignani,⁵⁹ S. Bettarini,⁵⁹ M. Bondioli,⁵⁹ F. Bucci,⁵⁹ G. Calderini,⁵⁹ M. Carpinelli,⁵⁹ F. Forti,⁵⁹ M. A. Giorgi,⁵⁹ A. Lusiani,⁵⁹ G. Marchiori,⁵⁹ F. Martinez-Vidal,^{59,‡} M. Morganti,⁵⁹ N. Neri,⁵⁹ E. Paoloni,⁵⁹ M. Rama,⁵⁹ G. Rizzo,⁵⁹ F. Sandrelli,⁵⁹ J. Walsh,⁵⁹ M. Haire,⁶⁰ D. Judd,⁶⁰ K. Paick,⁶⁰ D. E. Wagoner,⁶⁰ N. Danielson,⁶¹ P. Elmer,⁶¹ Y. P. Lau,⁶¹ C. Lu,⁶¹ V. Miftakov,⁶¹ J. Olsen,⁶¹ A. J. S. Smith,⁶¹ A. V. Telnov,⁶¹ F. Bellini,⁶² G. Cavoto,^{61,62} R. Faccini,⁶² F. Ferrarotto,⁶² F. Ferroni,⁶² M. Gaspero,⁶² L. Li Gioi,⁶² M. A. Mazzoni,⁶² S. Morganti,⁶² M. Pierini,⁶² G. Piredda,⁶² F. Safai Tehrani,⁶² C. Voena,⁶² S. Christ,⁶³ G. Wagner,⁶³ R. Waldi,⁶³ T. Adye,⁶⁴ N. De Groot,⁶⁴ B. Franek,⁶⁴ N. I. Geddes,⁶⁴ G. P. Gopal,⁶⁴ E. O. Olaiya,⁶⁴ R. Aleksan,⁶⁵ S. Emery,⁶⁵ A. Gaidot,⁶⁵ S. F. Ganzhur,⁶⁵ P.-F. Giraud,⁶⁵ G. Hamel de Monchenault,⁶⁵ W. Kozanecki,⁶⁵ M. Legendre,⁶⁵ G. W. London,⁶⁵ B. Mayer,⁶⁵ G. Schott,⁶⁵ G. Vasseur,⁶⁵ Ch. Yèche,⁶⁵ M. Zito,⁶⁵ M. V. Purohit,⁶⁶ A. W. Weidemann,⁶⁶ J. R. Wilson,⁶⁶ F. X. Yumiceva,⁶⁶ D. Aston,⁶⁷ R. Bartoldus,⁶⁷ N. Berger,⁶⁷ A. M. Boyarski,⁶⁷ O. L. Buchmueller,⁶⁷ R. Claus,⁶⁷ M. R. Convery,⁶⁷ M. Cristinziani,⁶⁷ G. De Nardo,⁶⁷ D. Dong,⁶⁷ J. Dorfan,⁶⁷ D. Dujmic,⁶⁷ W. Dunwoodie,⁶⁷ E. E. Elsen,⁶⁷ S. Fan,⁶⁷ R. C. Field,⁶⁷ T. Glanzman,⁶⁷ S. J. Gowdy,⁶⁷ T. Hadig,⁶⁷ V. Halyo,⁶⁷ C. Hast,⁶⁷ T. Hryn'ova,⁶⁷ W. R. Innes,⁶⁷ M. H. Kelsey,⁶⁷ P. Kim,⁶⁷ M. L. Kocian,⁶⁷ D. W. G. S. Leith,⁶⁷ J. Libby,⁶⁷ S. Luitz,⁶⁷ V. Luth,⁶⁷ H. L. Lynch,⁶⁷ H. Marsiske,⁶⁷ R. Messner,⁶⁷ D. R. Muller,⁶⁷ C. P. O'Grady,⁶⁷ V. E. Ozcan,⁶⁷ A. Perazzo,⁶⁷ M. Perl,⁶⁷ S. Petrak,⁶⁷ B. N. Ratcliff,⁶⁷ A. Roodman,⁶⁷ A. A. Salnikov,⁶⁷ R. H. Schindler,⁶⁷ J. Schwiening,⁶⁷ G. Simi,⁶⁷ A. Snyder,⁶⁷ A. Soha,⁶⁷ J. Stelzer,⁶⁷ D. Su,⁶⁷ M. K. Sullivan,⁶⁷ J. Va'vra,⁶⁷ S. R. Wagner,⁶⁷ M. Weaver,⁶⁷ A. J. R. Weinstein,⁶⁷ W. J. Wisniewski,⁶⁷ M. Wittgen,⁶⁷ D. H. Wright,⁶⁷ A. K. Yarritu,⁶⁷ C. C. Young,⁶⁷ P. R. Burchat,⁶⁸ A. J. Edwards,⁶⁸ T. I. Meyer,⁶⁸ B. A. Petersen,⁶⁸ C. Roat,⁶⁸ S. Ahmed,⁶⁹ M. S. Alam,⁶⁹ J. A. Ernst,⁶⁹ M. A. Saeed,⁶⁹ M. Saleem,⁶⁹ F. R. Wappler,⁶⁹ W. Bugg,⁷⁰ M. Krishnamurthy,⁷⁰ S. M. Spanier,⁷⁰ R. Eckmann,⁷¹ H. Kim,⁷¹ J. L. Ritchie,⁷¹ A. Satpathy,⁷¹ R. F. Schwitters,⁷¹ J. M. Izen,⁷² I. Kitayama,⁷² X. C. Lou,⁷² S. Ye,⁷² F. Bianchi,⁷³ M. Bona,⁷³ F. Gallo,⁷³ D. Gamba,⁷³ L. Bosisio,⁷⁴ C. Cartaro,⁷⁴ F. Cossutti,⁷⁴ G. Della Ricca,⁷⁴ S. Dittongo,⁷⁴ S. Grancagnolo,⁷⁴ L. Lanceri,⁷⁴ P. Poropat,^{74,§} L. Vitale,⁷⁴ G. Vuagnin,⁷⁴ R. S. Panvini,⁷⁵ Sw. Banerjee,⁷⁶ C. M. Brown,⁷⁶ D. Fortin,⁷⁶ P. D. Jackson,⁷⁶ R. Kowalewski,⁷⁶ J. M. Roney,⁷⁶ R. J. Sobie,⁷⁶ H. R. Band,⁷⁷ B. Cheng,⁷⁷ S. Dasu,⁷⁷ M. Datta,⁷⁷ A. M. Eichenbaum,⁷⁷ M. Graham,⁷⁷ J. J. Hollar,⁷⁷ J. R. Johnson,⁷⁷ P. E. Kutter,⁷⁷ H. Li,⁷⁷ R. Liu,⁷⁷ A. Mihalyi,⁷⁷ A. K. Mohapatra,⁷⁷ Y. Pan,⁷⁷ R. Prepost,⁷⁷ P. Tan,⁷⁷ J. H. von Wimmersperg-Toeller,⁷⁷ J. Wu,⁷⁷ S. L. Wu,⁷⁷ Z. Yu,⁷⁷ M. G. Greene,⁷⁸ and H. Neal⁷⁸

(BABAR Collaboration)

¹Laboratoire de Physique des Particules, F-74941 Annecy-le-Vieux, France

²Dipartimento di Fisica and INFN, Università di Bari, I-70126 Bari, Italy

³Institute of High Energy Physics, Beijing 100039, China

⁴Institute of Physics, University of Bergen, N-5007 Bergen, Norway

⁵Lawrence Berkeley National Laboratory and University of California, Berkeley, California 94720, USA

⁶University of Birmingham, Birmingham B15 2TT, United Kingdom

⁷Institut für Experimentalphysik I, Ruhr Universität Bochum, D-44780 Bochum, Germany

⁸University of Bristol, Bristol BS8 1TL, United Kingdom

⁹University of British Columbia, Vancouver, British Columbia, Canada V6T 1Z1

¹⁰Brunel University, Uxbridge, Middlesex UB8 3PH, United Kingdom

¹¹Budker Institute of Nuclear Physics, Novosibirsk 630090, Russia

¹²University of California–Irvine, Irvine, California 92697, USA

¹³University of California–Los Angeles, Los Angeles, California 90024, USA

¹⁴University of California–Riverside, Riverside, California 92521, USA

¹⁵University of California–San Diego, La Jolla, California 92093, USA

¹⁶University of California–Santa Barbara, Santa Barbara, California 93106, USA

¹⁷Institute for Particle Physics, University of California–Santa Cruz, Santa Cruz, California 95064, USA

¹⁸California Institute of Technology, Pasadena, California 91125, USA

¹⁹University of Cincinnati, Cincinnati, Ohio 45221, USA

²⁰University of Colorado, Boulder, Colorado 80309, USA

²¹Colorado State University, Fort Collins, Colorado 80523, USA

²²Institut für Kern- und Teilchenphysik, Technische Universität Dresden, D-01062 Dresden, Germany

²³Ecole Polytechnique, LLR, F-91128 Palaiseau, France

- ²⁴University of Edinburgh, Edinburgh EH9 3JZ, United Kingdom
- ²⁵Dipartimento di Fisica and INFN, Università di Ferrara, I-44100 Ferrara, Italy
- ²⁶Florida A&M University, Tallahassee, Florida 32307, USA
- ²⁷Laboratori Nazionali di Frascati dell'INFN, I-00044 Frascati, Italy
- ²⁸Dipartimento di Fisica and INFN, Università di Genova, I-16146 Genova, Italy
- ²⁹Harvard University, Cambridge, Massachusetts 02138, USA
- ³⁰Physikalisches Institut, Universität Heidelberg, Philosophenweg 12, D-69120 Heidelberg, Germany
- ³¹Imperial College London, London SW7 2AZ, United Kingdom
- ³²University of Iowa, Iowa City, Iowa 52242, USA
- ³³Iowa State University, Ames, Iowa 50011-3160, USA
- ³⁴Dipartimento di Fisica and INFN, Università di Perugia, I-06100 Perugia, Italy
- ³⁵Laboratoire de l'Accélérateur Linéaire, F-91898 Orsay, France
- ³⁶Lawrence Livermore National Laboratory, Livermore, California 94550, USA
- ³⁷University of Liverpool, Liverpool L69 7ZE, United Kingdom
- ³⁸Queen Mary, University of London, London E1 4NS, United Kingdom
- ³⁹Royal Holloway and Bedford New College, University of London, Egham, Surrey TW20 0EX, United Kingdom
- ⁴⁰University of Louisville, Louisville, Kentucky 40292, USA
- ⁴¹University of Manchester, Manchester M13 9PL, United Kingdom
- ⁴²University of Maryland, College Park, Maryland 20742, USA
- ⁴³University of Massachusetts, Amherst, Massachusetts 01003, USA
- ⁴⁴Laboratory for Nuclear Science, Massachusetts Institute of Technology, Cambridge, Massachusetts 02139, USA
- ⁴⁵McGill University, Montréal, Québec, Canada H3A 2T8
- ⁴⁶Dipartimento di Fisica and INFN, Università di Milano, I-20133 Milano, Italy
- ⁴⁷University of Mississippi, University, Mississippi 38677, USA
- ⁴⁸Laboratoire René J. A. Lévesque, Université de Montréal, Montréal, Québec, Canada H3C 3J7
- ⁴⁹Mount Holyoke College, South Hadley, Massachusetts 01075, USA
- ⁵⁰Dipartimento di Scienze Fisiche and INFN, Università di Napoli Federico II, I-80126, Napoli, Italy
- ⁵¹NIKHEF, National Institute for Nuclear Physics and High Energy Physics, NL-1009 DB Amsterdam, The Netherlands
- ⁵²University of Notre Dame, Notre Dame, Indiana 46556, USA
- ⁵³The Ohio State University, Columbus, Ohio 43210, USA
- ⁵⁴University of Oregon, Eugene, Oregon 97403, USA
- ⁵⁵Dipartimento di Fisica and INFN, Università di Padova, I-35131 Padova, Italy
- ⁵⁶Laboratoire de Physique Nucléaire et de Hautes Energies, Universités Paris VI et VII, F-75252 Paris, France
- ⁵⁷Dipartimento di Elettronica and INFN, Università di Pavia, I-27100 Pavia, Italy
- ⁵⁸University of Pennsylvania, Philadelphia, Pennsylvania 19104, USA
- ⁵⁹Dipartimento di Fisica, Scuola Normale Superiore and INFN, Università di Pisa, I-56127 Pisa, Italy
- ⁶⁰Prairie View A&M University, Prairie View, Texas 77446, USA
- ⁶¹Princeton University, Princeton, New Jersey 08544, USA
- ⁶²Dipartimento di Fisica and INFN, Università di Roma La Sapienza, I-00185 Roma, Italy
- ⁶³Universität Rostock, D-18051 Rostock, Germany
- ⁶⁴Rutherford Appleton Laboratory, Chilton, Didcot, Oxon OX11 0QX, United Kingdom
- ⁶⁵DSM/Dapnia, CEA/Saclay, F-91191 Gif-sur-Yvette, France
- ⁶⁶University of South Carolina, Columbia, South Carolina 29208, USA
- ⁶⁷Stanford Linear Accelerator Center, Stanford, California 94309, USA
- ⁶⁸Stanford University, Stanford, California 94305-4060, USA
- ⁶⁹State University of New York, Albany, New York 12222, USA
- ⁷⁰University of Tennessee, Knoxville, Tennessee 37996, USA
- ⁷¹University of Texas at Austin, Austin, Texas 78712, USA
- ⁷²University of Texas–Dallas, Richardson, Texas 75083, USA
- ⁷³Dipartimento di Fisica Sperimentale and INFN, Università di Torino, I-10125 Torino, Italy
- ⁷⁴Dipartimento di Fisica and INFN, Università di Trieste, I-34127 Trieste, Italy
- ⁷⁵Vanderbilt University, Nashville, Tennessee 37235, USA
- ⁷⁶University of Victoria, Victoria, British Columbia, Canada V8W 3P6
- ⁷⁷University of Wisconsin, Madison, Wisconsin 53706, USA
- ⁷⁸Yale University, New Haven, Connecticut 06511, USA

(Received 17 November 2004; published 14 March 2005)

We search for the rare flavor-changing neutral-current decay $B^+ \rightarrow K^+ \nu \bar{\nu}$ in a data sample of 82 fb^{-1} collected with the BABAR detector at the PEP-II B -factory. Signal events are selected by examining the properties of the system recoiling against either a reconstructed hadronic or semileptonic charged- B decay. Using these two independent samples we obtain a combined limit of $\mathcal{B}(B^+ \rightarrow K^+ \nu \bar{\nu}) < 5.2 \times$

10^{-5} at the 90% confidence level. In addition, by selecting for pions rather than kaons, we obtain a limit of $\mathcal{B}(B^+ \rightarrow \pi^+ \nu \bar{\nu}) < 1.0 \times 10^{-4}$ using only the hadronic B reconstruction method.

DOI: 10.1103/PhysRevLett.94.101801

PACS numbers: 13.20.He, 12.15.Mm

Flavor-changing neutral-current transitions such as $b \rightarrow s\nu\bar{\nu}$ and $b \rightarrow d\nu\bar{\nu}$ occur in the standard model (SM) via one-loop box or electroweak penguin diagrams with virtual heavy particles in the loops. Therefore they are expected to be highly suppressed. Because heavy non-SM particles could contribute additional loop diagrams, various new physics scenarios can potentially lead to significant enhancements in the observed rates [1,2]. Theoretical uncertainties on $b \rightarrow s\nu\bar{\nu}$ are much smaller than the corresponding $b \rightarrow s\ell^+\ell^-$ modes due to the absence of a photonic penguin contribution and hadronic long distance effects [3]. The SM $B^+ \rightarrow K^+ \nu \bar{\nu}$ branching fraction has been estimated to be $(3.8_{-0.6}^{+1.2}) \times 10^{-6}$ [3,4], while the most stringent published experimental limit is $\mathcal{B}(B^+ \rightarrow K^+ \nu \bar{\nu}) < 2.4 \times 10^{-4}$ at the 90% confidence level (C.L.) [5]. There is additional suppression of $b \rightarrow d\nu\bar{\nu}$ processes relative to $b \rightarrow s\nu\bar{\nu}$ from the Cabibbo-Kobayashi-Maskawa matrix-element ratio $|V_{td}|^2/|V_{ts}|^2$ [6].

In this Letter we report the results of a search for the exclusive decay mode $B^+ \rightarrow K^+ \nu \bar{\nu}$. By modifying the particle identification (PID) criteria used in the search, we additionally obtain a limit on the related decay $B^+ \rightarrow \pi^+ \nu \bar{\nu}$. Charge conjugate modes are included implicitly throughout this Letter and all kinematic quantities are expressed in the center-of-mass (c.m.) frame [i.e., the $Y(4S)$ rest frame] unless otherwise specified.

The data used in this analysis were collected with the BABAR detector [7] at the PEP-II asymmetric-energy e^+e^- storage ring. The results are based on a data sample of 89×10^6 $B\bar{B}$ events, corresponding to an integrated luminosity of 82 fb^{-1} collected at the $Y(4S)$ resonance. An additional sample of 9.6 fb^{-1} was collected at a c.m. energy approximately 40 MeV below $B\bar{B}$ threshold. We used this sample to study continuum events, $e^+e^- \rightarrow q\bar{q}$ ($q = u, d, s, \text{ and } c$). Charged-particle tracking and dE/dx measurements for PID are provided by a five-layer double-sided silicon vertex tracker and a 40-layer drift chamber contained within the magnetic field of a 1.5 T superconducting solenoid. A ring-imaging Cherenkov detector provides charged $K - \pi$ separation of greater than 3σ over the momentum range of interest for this analysis. The energies of neutral particles are measured by an electromagnetic calorimeter (EMC) consisting of 6580 CsI(Tl) crystals. The magnetic flux return of the solenoid is instrumented with resistive plate chambers in order to provide muon identification. A full BABAR detector Monte Carlo (MC) simulation based on GEANT4 [8] is used to evaluate signal efficiencies and to identify and study background sources.

The presence of two neutrinos in the final state precludes the direct reconstruction of the $B^+ \rightarrow K^+ \nu \bar{\nu}$ signal mode. Instead, the B^- meson from an $Y(4S) \rightarrow B^+ B^-$ event is reconstructed in one of many semileptonic or hadronic decay modes; then all remaining charged and neutral particles in that event are examined under the assumption that they are attributable to the decay of the accompanying B .

The B^- reconstruction proceeds by combining a D^0 candidate with either a single identified charged lepton or a combination X_{had}^- of charged and neutral hadrons. The resulting semileptonic and hadronic charged- B samples are referred to as B_{sl}^- and B_{had}^- throughout this Letter. The D^0 candidates are reconstructed by selecting combinations of identified pions and kaons that yield an invariant mass within approximately 3σ of the expected D^0 mass in the modes $K^- \pi^+$, $K^- \pi^+ \pi^0$, and $K^- \pi^+ \pi^+ \pi^-$. For B_{had}^- reconstruction, $D^0 \rightarrow K_s^0 \pi^+ \pi^-$ is also used.

Photon candidates are obtained from EMC clusters with laboratory-frame energy greater than 30 MeV and no associated charged track. Photon pairs that combine to yield $\gamma\gamma$ invariant masses between 115 MeV/ c^2 and 150 MeV/ c^2 and total energy greater than 200 MeV are considered to be π^0 candidates.

The B_{sl}^- candidates are reconstructed by combining a D^0 candidate having a momentum $p_{D^0} > 0.5 \text{ GeV}/c$ with a lepton candidate of momentum $p_\ell > 1.35 \text{ GeV}/c$ that satisfies either electron or muon identification criteria. The invariant mass, $m_{D\ell}$, of the $D^0\ell$ candidate is required to be greater than $3.0 \text{ GeV}/c^2$. Under the assumption that the neutrino is the only missing particle, the cosine of the angle between the inferred direction of the reconstructed B and that of the lepton, D^0 combination, described by the four vector $(E_{D\ell}, \mathbf{p}_{D\ell})$, is

$$\cos\theta_{B,D\ell} \equiv \frac{2E_{\text{beam}} \cdot E_{D\ell} - m_B^2 - m_{D\ell}^2}{2|\mathbf{p}_{D\ell}| \cdot \sqrt{E_{\text{beam}}^2 - m_B^2}}, \quad (1)$$

where m_B is the nominal B meson mass and E_{beam} and $\sqrt{E_{\text{beam}}^2 - m_B^2}$ are the expected B -meson energy and momentum, respectively. We use $\cos\theta_{B,D\ell}$ to discriminate against combinatorial backgrounds, for which $|\cos\theta_{B,D\ell}|$ can exceed unity. We retain events in the interval $-2.5 < \cos\theta_{B,D\ell} < 1.1$ in order to maintain efficiency for $B^- \rightarrow D^{*0} \ell^- \bar{\nu}$ decays in which a π^0 or photon has not been reconstructed as part of the $D\ell$ combination. However, events are vetoed if a charged π consistent with $\bar{B}^0 \rightarrow D^{*+} \ell^- \bar{\nu}$ is identified. If more than one $D\ell$ candidate is reconstructed in a given event, the candidate with the smallest $|\cos\theta_{B,D\ell}|$ is retained.

Reconstructed B_{had}^- decays are obtained by combining a reconstructed D^0 candidate with a hadronic system X_{had}^- composed of up to five mesons (π^\pm , K^\pm , and π^0), including up to two π^0 candidates. We define the kinematic variables $m_{ES} \equiv \sqrt{E_{\text{beam}}^2 - \mathbf{p}_B^2}$ and $\Delta E \equiv E_B - E_{\text{beam}}$, where \mathbf{p}_B and E_B are the momentum and the energy of the B_{had}^- candidate. The X_{had}^- system is selected by requiring that the resulting B_{had}^- candidate lies within $-1.8 < \Delta E < 0.6$ GeV. If multiple B_{had}^- candidates are identified in an event, only the one with ΔE closest to zero is retained. The m_{ES} distribution of reconstructed B_{had}^- candidates is shown in Fig. 1(b). B_{had}^- candidates in the signal region, $5.272 < m_{ES} < 5.288$ GeV/ c^2 , are used for the $B^+ \rightarrow K^+ \nu \bar{\nu}$ signal selection. Candidates in the sideband region, $5.225 < m_{ES} < 5.265$ GeV/ c^2 , are retained for background studies.

Combinatorial backgrounds from continuum events are reduced in both the B_{sl}^- and B_{had}^- samples by requiring $|\cos\theta_T| < 0.8$, where θ_T is the angle between the thrust axes defined by the B_{sl}^- or B_{had}^- daughter particles, and by all other tracks and clusters in the event. Continuum events peak at $|\cos\theta_T| = 1$, while the distribution is approximately flat for $B\bar{B}$ events. Backgrounds from QED processes are strongly suppressed by the B^- reconstruction procedures and are negligible in this analysis.

The B_{had}^- reconstruction efficiency for events containing a $B^+ \rightarrow K^+ \nu \bar{\nu}$ (signal) decay is determined from signal MC simulation after validating the yield from $B^+ B^-$ MC simulation against data. This procedure compensates for differences in the B_{had}^- reconstruction efficiency in the low-multiplicity environment of $B^+ \rightarrow K^+ \nu \bar{\nu}$ events compared with the generic $B^+ B^-$ environment. The B_{sl}^- and B_{had}^- reconstruction efficiencies in MC simulation are additionally validated by comparing the yield of events in which a $B^+ \rightarrow \bar{D}^0 \ell^+ \nu$ has been reconstructed in addition to the B_{sl}^-

or B_{had}^- . The B_{sl}^- and B_{had}^- reconstruction procedures result in raw yields of approximately 5800 $B_{\text{sl}}^-/\text{fb}^{-1}$ and 2200 $B_{\text{had}}^-/\text{fb}^{-1}$ with relative systematic uncertainties of 4.5% and 7%, respectively.

Events that contain a reconstructed B^- are examined for evidence of a $B^+ \rightarrow K^+ \nu \bar{\nu}$ decay. Tracks and EMC clusters not already utilized for the B^- reconstruction are assumed to be the daughters of the signal candidate B decay. Signal candidate events are required to possess exactly one additional track with charge opposite that of the reconstructed B^- . The track is additionally required to satisfy K PID criteria and to have momentum p_K greater than 1.25 GeV/ c .

In addition to this track, $B^+ \rightarrow K^+ \nu \bar{\nu}$ events contain an average of approximately 200 MeV of EMC energy from hadronic shower fragments, photons from unreconstructed $D^* \rightarrow D^0 \gamma/\pi^0$ transitions in the B^- candidate, and beam-related background photons. The total calorimeter energy attributed to the signal decay, E_{extra} , is computed by summing all EMC clusters that are not associated either with the decay daughters of the B^- or with the signal track. Signal events are required to have $E_{\text{extra}} < 250$ MeV. The E_{extra} distributions are shown in Fig. 2 for B_{sl}^- and B_{had}^- events with one additional track that has been identified as a kaon. The B_{had}^- analysis additionally requires that there are six or fewer clusters contributing to E_{extra} , and that no pair of these clusters can be combined to form a π^0 candidate.

The total $B^+ \rightarrow K^+ \nu \bar{\nu}$ signal-selection efficiencies, including the B^- reconstruction, are estimated to be $\varepsilon_K = (0.115 \pm 0.009)\%$ for B_{sl}^- and $\varepsilon_K = (0.055 \pm 0.005)\%$ for B_{had}^- events. The quoted errors are the quadratic sum of statistical and systematic uncertainties. Theoretical uncertainties in the K^\pm energy spectrum result in a 1.3% uncertainty on the signal efficiency. This uncertainty is evaluated by comparing the p_K spectrum of $B^+ \rightarrow K^+ \nu \bar{\nu}$ MC events generated with a phase-space model with the models given

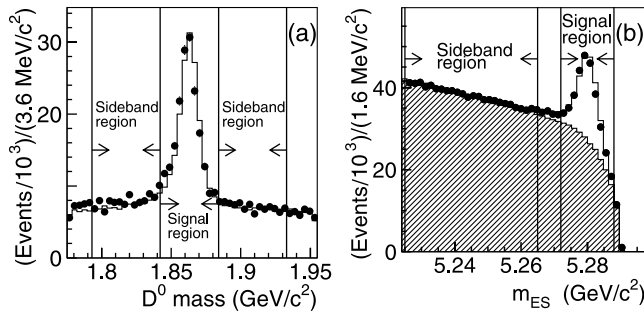


FIG. 1. (a) The D^0 mass distribution for $D^0 \rightarrow K^- \pi^+$ decays used for B_{sl}^- reconstruction. Data are shown as points and the total background MC simulation is shown as a solid histogram. (b) The m_{ES} distribution of B_{had}^- events for data (points) and $B\bar{B}$ MC simulation (solid histogram). Continuum background has been subtracted from the on-resonance data using off-resonance data. The hatched histogram represents the estimated combinatorial background from $B\bar{B}$ decays.

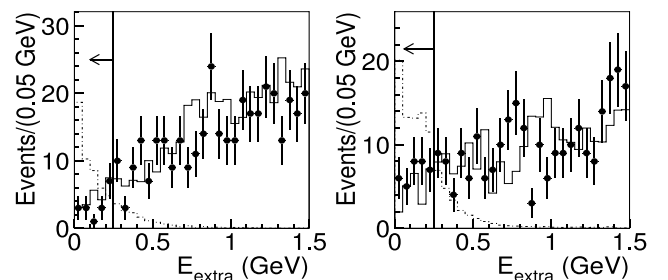


FIG. 2. The E_{extra} distribution for $B^+ \rightarrow K^+ \nu \bar{\nu} B_{\text{had}}^-$ (left) and B_{sl}^- (right) events. Events are required to have a reconstructed B^- and exactly one additional track which has been identified as a kaon. No other signal-selection cuts have been applied. The data and background MC samples are represented by the points with error bars and solid histograms, respectively. The dotted line indicates the expected $B^+ \rightarrow K^+ \nu \bar{\nu}$ signal distribution from MC simulation.

in [3,4]. Additional systematic uncertainties associated with the $B^+ \rightarrow K^+ \nu \bar{\nu}$ signal candidate efficiencies include the single track efficiency (1.3%), PID (2%), and EMC-energy-modeling (3.8% for B_{sl}^- and 2.3% for B_{had}^-). The EMC-energy-modeling systematic is determined by evaluating the effect of varying the MC E_{extra} distribution within a range representing the observed level of agreement with data in events with a reconstructed $B^+ \rightarrow \bar{D}^0 \ell^+ \nu$ (for the B_{sl}^- sample) and in samples containing two or three additional tracks (for the B_{had}^- sample).

Background events can arise either from $B^0 \bar{B}^0$ or continuum events in which the B^- candidate is constructed from a random combination of particles, or peaking background events in which the accompanying B^- (or in the case of B_{sl}^- , at least the D^0) has been correctly reconstructed.

In the B_{sl}^- analysis, purely combinatorial backgrounds are estimated by examining sideband regions of the reconstructed D^0 invariant mass distribution, $m_{D^0}^{\text{reco}}$, defined by $3\sigma < |m_{D^0}^{\text{reco}} - m_{D^0}| < 10\sigma$ as is illustrated in Fig. 1(a) for the $D^0 \rightarrow K^- \pi^+$ mode. The sideband yields are scaled to the signal region under the assumption that the combinatorial component is flat throughout the D^0 mass distribution. This assumption has been validated using samples of events in which two or three tracks not associated with the B^- reconstruction are present. The total combinatorial background in the B_{sl}^- analysis is estimated to be $N_K^{\text{bg}} \geq 3.4 \pm 1.2$. Although the peaking background prediction in the B_{sl}^- analysis have been studied in MC simulation and are shown in Figs. 2 and 3, the peaking background in the final selection is not subtracted.

In the B_{had}^- analysis, the combinatorial background can be reliably estimated by extrapolating the observed yields in the m_{ES} sideband region into the m_{ES} signal region, indicated in Fig. 1(b), yielding 2.0 ± 0.7 events. The

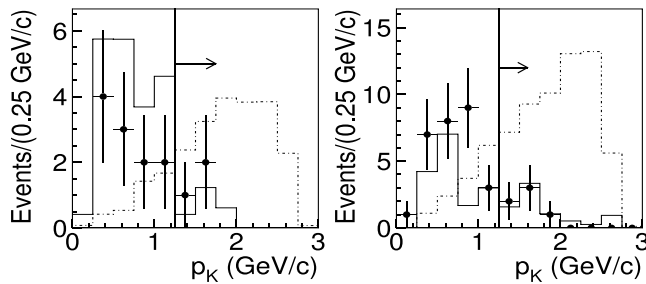


FIG. 3. The p_K distribution for (a) B_{had}^- and (b) B_{sl}^- events after applying the full $B^+ \rightarrow K^+ \nu \bar{\nu}$ selection except for the $p_K > 1.25$ GeV/c requirement. The dotted line indicates the expected signal distribution from MC simulation. The data are represented by the points. The expected background distributions obtained from MC simulation are also plotted (solid histograms) although it should be noted that estimates of nonpeaking backgrounds are obtained directly from data and hence differ slightly from the MC estimates shown here.

quoted uncertainty is dominated by the sideband data statistics but includes also the uncertainty in the combinatorial background shape, which is estimated by varying the shape over a range of possible models. The peaking background in the B_{had}^- analysis consists only of $B^+ B^-$ events in which the B_{had}^- has been correctly reconstructed and is estimated directly from $B^+ B^-$ MC simulation. MC yields are validated by direct comparison with data in samples of events in which the full signal-selection is applied, except that either $E_{\text{extra}} > 0.5$ GeV or more than one track remains after the B^- reconstruction. Uncertainties in the peaking background are dominated by the MC statistical uncertainty (42%). Other systematic errors include the overall B^- yield (7%), the remaining track multiplicity (5%), the particle misidentification rates for the K^\pm selection (6.3%), and the EMC-energy modeling (8%). The total peaking background in the B_{had}^- analysis is estimated to be 1.9 ± 0.9 . The total (combinatorial + peaking) background in the B_{had}^- analysis is estimated to be $N_K^{\text{bg}} = 3.9 \pm 1.1$ events.

Optimization of the signal candidate selection and estimation of backgrounds and systematics were performed with the signal region in data concealed in order to avoid experimental bias. Unblinding of the signal region in data revealed a total of $N_K^{\text{obs}} = 6(3)$ $B^+ \rightarrow K^+ \nu \bar{\nu}$ candidate events in the B_{sl}^- (B_{had}^-) analysis. The p_K distributions for $B^+ \rightarrow K^+ \nu \bar{\nu}$ signal events are shown in Fig. 3. The $B^+ \rightarrow K^+ \nu \bar{\nu}$ branching fraction is calculated from

$$\mathcal{B}(B^+ \rightarrow K^+ \nu \bar{\nu}) = \frac{N_K^{\text{obs}} - N_K^{\text{bg}}}{N_{B^\pm} \cdot \epsilon_K}, \quad (2)$$

where N_K^{obs} is the total number of observed events in the signal region. $N_{B^\pm} = (88.9 \pm 1.0) \times 10^6$ is the estimated number of B^\pm mesons in the data sample and ϵ_K is the total efficiency.

Branching fraction upper limits are computed using a modified frequentist approach, based on Ref. [9], which models systematic uncertainties using Gaussian distributions. For both the B_{sl}^- and B_{had}^- searches, $B^+ \rightarrow K^+ \nu \bar{\nu}$ limits are set at the branching fraction value at which it is estimated that 90% of experiments would produce a yield that is greater than the number of signal events observed. Limits of $\mathcal{B}(B^+ \rightarrow K^+ \nu \bar{\nu})_{\text{sl}} < 7.0 \times 10^{-5}$ and $\mathcal{B}(B^+ \rightarrow K^+ \nu \bar{\nu})_{\text{had}} < 6.7 \times 10^{-5}$ are obtained for the B_{sl}^- and B_{had}^- searches, respectively. Since the two tag B samples are statistically independent, we can combine the results of the two analyses to derive a limit of $\mathcal{B}(B^+ \rightarrow K^+ \nu \bar{\nu}) < 5.2 \times 10^{-5}$ at the 90% C.L.

We also report a limit on the exclusive $B^+ \rightarrow \pi^+ \nu \bar{\nu}$ branching fraction using only the B_{had}^- sample. The same methodology as for the $B^+ \rightarrow K^+ \nu \bar{\nu}$ search is applied to the $B^+ \rightarrow \pi^+ \nu \bar{\nu}$ search except that the single additional track is required not to satisfy either kaon or electron PID criteria. The E_{extra} and p_π distributions for $B^+ \rightarrow \pi^+ \nu \bar{\nu}$ are shown in Fig. 4. The overall $B^+ \rightarrow \pi^+ \nu \bar{\nu}$ selection

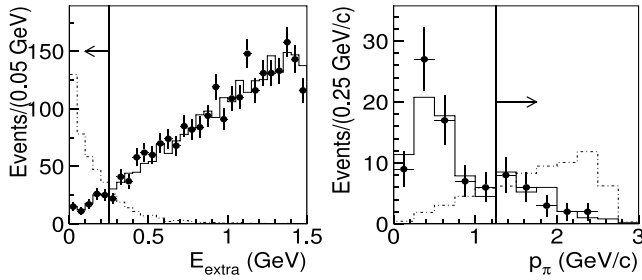


FIG. 4. The E_{extra} (a) and p_{π} (b) distributions for $B^+ \rightarrow \pi^+ \nu \bar{\nu}$ in the B_{had}^- sample. Events shown in the E_{extra} distribution are required to have a reconstructed B^- and exactly one additional track satisfying the pion-selection requirements. The p_{π} distribution has all signal-selection requirements applied other than the p_{π} cut. The data and background MC samples are represented by the points and the solid histogram, respectively. The dotted line indicates the expected signal distribution from MC simulation.

efficiency is estimated to be $\varepsilon_{\pi} = (0.065 \pm 0.006)\%$, where the quoted uncertainties include an estimated 2% PID uncertainty, and other contributions to the systematic uncertainty are similar to $B^+ \rightarrow K^+ \nu \bar{\nu}$. The peaking and nonpeaking backgrounds are estimated to be 15.1 ± 3.1 events and 9.0 ± 1.8 events, respectively, with similar systematic uncertainties to the $B^+ \rightarrow K^+ \nu \bar{\nu}$ analysis. The search selects $N_{\pi}^{\text{obs}} = 21$ candidates in data with an estimated total background of $N_{\pi}^{\text{bg}} = 24.1 \pm 3.6$, resulting in an upper limit of $\mathcal{B}(B^+ \rightarrow \pi^+ \nu \bar{\nu})_{\text{had}} < 1.0 \times 10^{-4}$ at the 90% C.L.

We see no evidence for a signal in either of the reported decay modes. The $\mathcal{B}(B^+ \rightarrow K^+ \nu \bar{\nu})$ limit reported here is approximately 1 order of magnitude above the SM prediction. It is the most stringent experimental limit reported to date.

We are grateful for the excellent luminosity and machine conditions provided by our PEP-II colleagues and for the

substantial dedicated effort from the computing organizations that support *BABAR*. The collaborating institutions wish to thank SLAC for its support and kind hospitality. This work is supported by DOE and NSF (USA), NSERC (Canada), IHEP (China), CEA and CNRS-IN2P3 (France), BMBF and DFG (Germany), INFN (Italy), FOM (The Netherlands), NFR (Norway), MIST (Russia), and PPARC (United Kingdom). Individuals have received support from CONACyT (Mexico), A.P. Sloan Foundation, Research Corporation, and Alexander von Humboldt Foundation.

*Now at Department of Physics, University of Warwick, Coventry, United Kingdom.

†Also with Università della Basilicata, Potenza, Italy.

‡Also with IFIC, Instituto de Física Corpuscular, CSIC-Universidad de Valencia, Valencia, Spain.

§Deceased.

- [1] Y. Grossman, Z. Ligeti, and E. Nardi, Nucl. Phys. **B465**, 369 (1996); Y. Grossman, Z. Ligeti, and E. Nardi, *ibid.* **B480**, 753(E) (1996).
- [2] C. Bird, P. Jackson, R. Kowalewski, and M. Pospelov, Phys. Rev. Lett. **93**, 201803 (2004).
- [3] Amand Faessler, T. Gutsche, M. A. Ivanov, J.G. Körner, and V.E. Lyubovitskij, Eur. Phys. J. direct C **4**, 18 (2002).
- [4] G. Buchalla, G. Hiller, and G. Isidori, Phys. Rev. D **63**, 014015 (2001).
- [5] CLEO Collaboration, T.E. Browder *et al.*, Phys. Rev. Lett. **86**, 2950 (2001).
- [6] T.M. Aliev and C.S. Kim, Phys. Rev. D **58**, 013003 (1998).
- [7] *BABAR* Collaboration, B. Aubert *et al.*, Nucl. Instrum. Methods Phys. Res., Sect. A **479**, 1 (2002).
- [8] GEANT4 Collaboration, S. Agostinelli *et al.*, Nucl. Instrum. Methods Phys. Res., Sect. A **506**, 250 (2003).
- [9] R.D. Cousins and V.L. Highland, Nucl. Instrum. Methods Phys. Res., Sect. A **320**, 331 (1992).